



# **BMCRC-MRO CHAMPIONSHIPS**

## **2024**

**Round 3**  
**Snetterton 300**  
**4<sup>th</sup> / 5<sup>th</sup> May 2024**



**Timing & Results Provided by Timing Solutions Ltd**

[www.tsl-timing.com](http://www.tsl-timing.com)



# GP ORIGINALS



BMCRC-MRO Championships - Round 3

Snetterton 300

4<sup>th</sup> / 5<sup>th</sup> May 2024



Timing & Results Provided by Timing Solutions Ltd

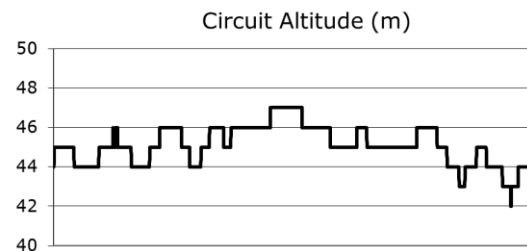
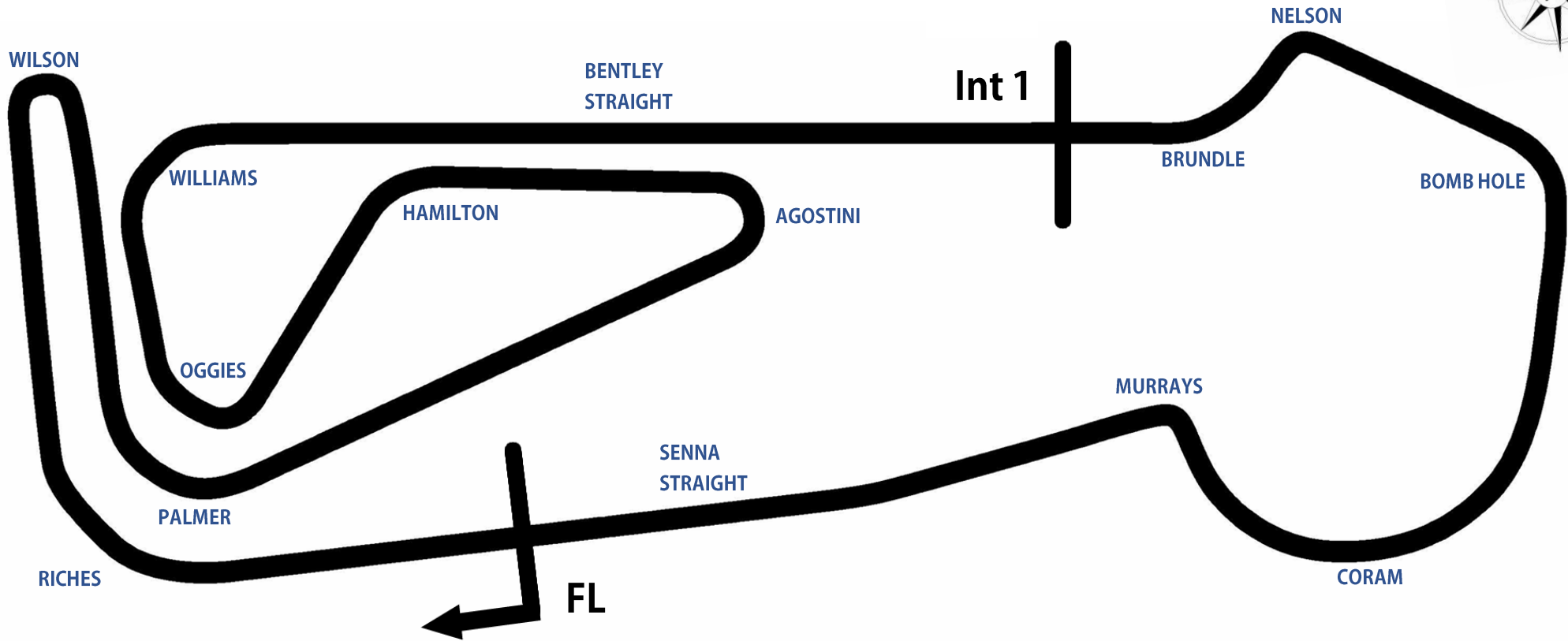
[www.tsl-timing.com](http://www.tsl-timing.com)



Snetterton

# Snetterton 300 Circuit

Norwich, Norfolk, UK



<b>Length</b>	2.9689 miles   4.778 km   4778.0 m	
<b>FL</b>	52.46340 N	0.94476 E
<b>Int 1</b>	3198m	52.46617 N 0.94964 E
<b>Pit Entry</b>	4572m	52.46364 N 0.94774 E
<b>Pit Exit</b>	40m after FL	52.46338 N 0.94420 E
<b>Pit Entry - Pit Exit</b>	246m, 17.7S @ 50kph, 14.7s @ 60kph	

# BMCRC - MRO Championships 2024 - Rnd 3 @ Snetterton 300

## GP Originals

### QUALIFYING - CLASSIFICATION

POS	NO	CL	PIC	NAME	ENTRY	TIME	ON	LAPS	GAP	DIFF	MPH
1	26	350cc	1	Josh WAINWRIGHT	Yamaha TZ350 - JW MOT Centre	2:19.779	5	5			76.46
2	1	350cc	2	Phil ATKINSON	Yamaha TZ350 - ROSE MOT/Q Oil Treatments	2:20.596	5	5	0.817	0.817	76.01
3	97	350cc	3	Andrew TAYLOR	- J B Taylor construction	2:22.817	5	5	3.038	2.221	74.83
4	31	350cc	4	Phil STEAD	Yamaha TZ 250L - Dynojet	2:23.421	5	5	3.642	0.604	74.52
5	38	GP Mas	1	Darrell HIGGINS	Yamaha TZ350 - Dennis trollope racing	2:24.601	5	5	4.822	1.180	73.91
6	55	GP Mas	2	Roy CHAPMAN	Yamaha TZ350 - Self	2:27.177	5	5	7.398	2.576	72.62
7	142	GP Mas	3	John BOLSOVER	Yamaha TZ - Dannisport Racing Leathers	2:28.011	4	5	8.232	0.834	72.21
8	8	GP Mas	4	Nick WILLIAMSON	Yamaha TZ350G - rbm	2:28.282	5	5	8.503	0.271	72.07
9	46	GP Mas	5	Grant GOODINGS	Yamaha TZ350 - DG Racing	2:31.417	5	5	11.638	3.135	70.58
10	14	350cc	5	Andrew GREEN	Yamaha RD250 - RAFMSA	2:34.683	5	5	14.904	3.266	69.09
11	42	250cc	1	Sian BROOKS	Yamaha TZ - Spyre Ltd	2:36.243	4	4	16.464	1.560	68.40
12	20	250cc	2	Michael GRIGSON	Yamaha TZ250L - Precision Automation	2:38.279	5	5	18.500	2.036	67.52
13	37	350cc	6	Simon VANDERPLANK	Yamaha TZ350G -	2:40.316	5	5	20.537	2.037	66.66
14	27	250cc	3	Mark LINTON	Yamaha TZ 250L - Wapping Organ Company	2:43.008	4	4	23.229	2.692	65.56
15	67	GP Mas	6	Nigel DEARDEN	Yamaha TZ350G - Reivers Wholesale Ltd	2:47.067	4	4	27.288	4.059	63.97
16	95	350cc	7	John LEA	Yamaha TZ350 - P G & J Lea Plumbing & heating			0			

Weather / Track : Cloudy / Dry

Date: 04/05/2024 Start: 09:34 Finish: 09:53

These results are provisional until the conclusion of any judicial and technical matters.

Snetterton 300: 2.9689 miles

Clerk Of Course:

Stewards:

Timekeeper:

*Craig Smith*



Results can be found at [www.tsl-timing.com](http://www.tsl-timing.com)

Printed - 10:03 Saturday, 04 May 2024





# BMCRC - MRO Championships 2024 - Rnd 3 @ Snetterton 300

## GP Originals

### QUALIFYING - SECTOR ANALYSIS



SECTOR 1 = FL to I1, SECTOR 2 = I1 to FL, DIFF = Difference To Personal Best Lap, P = Crossed Finish Line in Pit Lane, D = Time Disallowed

P1		26 350cc	Josh WAINWRIGHT	Yamaha TZ350 - JW MOT Centre		
IDEAL LAP TIME : 2:19.779		BEST LAP TIME : 2:19.779		DIFFERENCE : 0.000		
LAP	SECTOR 1	SECTOR 2	LAP TIME	MPH	DIFF	TIME OF DAY
1 -	2:03.628	IN PIT	10:25.623	P 17.08	8:05.844	09:45:02.638
2 -	OUTLAP	52.034	2:44.693	64.89	24.914	09:47:47.331
3 -	1:41.930	50.871	2:32.801	(3) 69.94	13.022	09:50:20.132
4 -	1:36.334	47.500	2:23.834	(2) 74.30	4.055	09:52:43.966
5 -	<b>1:33.084</b>	<b>46.695</b>	<b>2:19.779</b>	<b>(1) 76.46</b>		<b>09:55:03.745</b>

P2		1 350cc	Phil ATKINSON	Yamaha TZ350 - ROSE MOT/Q Oil Treatments		
IDEAL LAP TIME : 2:20.485		BEST LAP TIME : 2:20.596		DIFFERENCE : 0.111		
LAP	SECTOR 1	SECTOR 2	LAP TIME	MPH	DIFF	TIME OF DAY
1 -	2:08.443	IN PIT	10:30.949	P 16.93	8:10.353	09:45:02.431
2 -	OUTLAP	52.256	2:44.525	64.96	23.929	09:47:46.956
3 -	1:41.761	50.054	2:31.815	(3) 70.40	11.219	09:50:18.771
4 -	1:34.397	<b>47.570</b>	2:21.967	(2) 75.28	1.371	09:52:40.738
5 -	<b>1:32.915</b>	47.681	<b>2:20.596</b>	<b>(1) 76.01</b>		<b>09:55:01.334</b>

P3		97 350cc	Andrew TAYLOR	- J B Taylor construction		
IDEAL LAP TIME : 2:22.817		BEST LAP TIME : 2:22.817		DIFFERENCE : 0.000		
LAP	SECTOR 1	SECTOR 2	LAP TIME	MPH	DIFF	TIME OF DAY
1 -	2:20.972	IN PIT	10:22.948	P 17.15	8:00.131	09:45:07.009
2 -	OUTLAP	55.100	2:55.752	60.81	32.935	09:48:02.761
3 -	1:43.581	50.283	2:33.864	(3) 69.46	11.047	09:50:36.625
4 -	1:36.136	48.775	2:24.911	(2) 73.75	2.094	09:53:01.536
5 -	<b>1:35.357</b>	<b>47.460</b>	<b>2:22.817</b>	<b>(1) 74.83</b>		<b>09:55:24.353</b>

P4		31 350cc	Phil STEAD	Yamaha TZ 250L - Dynojet		
IDEAL LAP TIME : 2:23.421		BEST LAP TIME : 2:23.421		DIFFERENCE : 0.000		
LAP	SECTOR 1	SECTOR 2	LAP TIME	MPH	DIFF	TIME OF DAY
1 -	2:05.691	IN PIT	10:25.835	P 17.07	8:02.414	09:45:02.244
2 -	OUTLAP	52.169	2:43.949	65.19	20.528	09:47:46.193
3 -	1:42.342	51.264	2:33.606	(3) 69.58	10.185	09:50:19.799
4 -	1:37.126	48.428	2:25.554	(2) 73.43	2.133	09:52:45.353
5 -	<b>1:35.530</b>	<b>47.891</b>	<b>2:23.421</b>	<b>(1) 74.52</b>		<b>09:55:08.774</b>

P5		38 GP Mas	Darrell HIGGINS	Yamaha TZ350 - Dennis trollope racing		
IDEAL LAP TIME : 2:24.601		BEST LAP TIME : 2:24.601		DIFFERENCE : 0.000		
LAP	SECTOR 1	SECTOR 2	LAP TIME	MPH	DIFF	TIME OF DAY
1 -	2:09.022	IN PIT	10:25.789	P 17.07	8:01.188	09:45:05.114
2 -	OUTLAP	50.985	2:42.232	65.88	17.631	09:47:47.346
3 -	1:41.465	50.753	2:32.218	(3) 70.21	7.617	09:50:19.564
4 -	1:36.889	48.438	2:25.327	(2) 73.54	0.726	09:52:44.891
5 -	<b>1:36.771</b>	<b>47.830</b>	<b>2:24.601</b>	<b>(1) 73.91</b>		<b>09:55:09.492</b>

P6		55 GP Mas	Roy CHAPMAN	Yamaha TZ350 - Self		
IDEAL LAP TIME : 2:27.177		BEST LAP TIME : 2:27.177		DIFFERENCE : 0.000		
LAP	SECTOR 1	SECTOR 2	LAP TIME	MPH	DIFF	TIME OF DAY
1 -	2:09.045	IN PIT	10:30.808	P 16.94	8:03.631	09:45:07.096
2 -	OUTLAP	55.425	2:56.284	60.62	29.107	09:48:03.380
3 -	1:47.401	51.754	2:39.155	(3) 67.15	11.978	09:50:42.535
4 -	1:40.579	50.102	2:30.681	(2) 70.93	3.504	09:53:13.216
5 -	<b>1:38.373</b>	<b>48.804</b>	<b>2:27.177</b>	<b>(1) 72.62</b>		<b>09:55:40.393</b>

# BMCRC - MRO Championships 2024 - Rnd 3 @ Snetterton 300

## GP Originals

### QUALIFYING - SECTOR ANALYSIS



SECTOR 1 = FL to I1, SECTOR 2 = I1 to FL, DIFF = Difference To Personal Best Lap, P = Crossed Finish Line in Pit Lane, D = Time Disallowed

P7 142 GP Mas John BOLSOVER		Yamaha TZ - Dannisport Racing Leathers				
IDEAL LAP TIME : 2:27.504		BEST LAP TIME : 2:28.011		DIFFERENCE : 0.507		
LAP	SECTOR 1	SECTOR 2	LAP TIME	MPH	DIFF	TIME OF DAY
1 -	2:25.208	IN PIT	10:20.782	P 17.21	7:52.771	09:45:06.181
2 -	OUTLAP	55.705	2:58.237	59.96	30.226	09:48:04.418
3 -	1:46.622	54.573	2:41.195	(3) 66.30	13.184	09:50:45.613
4 -	<b>1:37.970</b>	50.041	<b>2:28.011</b>	(1) <b>72.21</b>		<b>09:53:13.624</b>
5 -	1:38.517	<b>49.534</b>	2:28.051	(2) 72.19	0.040	09:55:41.675

P8 8 GP Mas Nick WILLIAMSON		Yamaha TZ350G - rbm				
IDEAL LAP TIME : 2:28.282		BEST LAP TIME : 2:28.282		DIFFERENCE : 0.000		
LAP	SECTOR 1	SECTOR 2	LAP TIME	MPH	DIFF	TIME OF DAY
1 -	2:08.200	IN PIT	10:29.373	P 16.98	8:01.091	09:45:02.229
2 -	OUTLAP	55.357	2:50.774	62.58	22.492	09:47:53.003
3 -	1:43.554	51.421	2:34.975	(3) 68.96	6.693	09:50:27.978
4 -	1:41.368	50.283	2:31.651	(2) 70.47	3.369	09:52:59.629
5 -	<b>1:39.547</b>	<b>48.735</b>	<b>2:28.282</b>	(1) <b>72.07</b>		<b>09:55:27.911</b>

P9 46 GP Mas Grant GOODINGS		Yamaha TZ350 - DG Racing				
IDEAL LAP TIME : 2:31.417		BEST LAP TIME : 2:31.417		DIFFERENCE : 0.000		
LAP	SECTOR 1	SECTOR 2	LAP TIME	MPH	DIFF	TIME OF DAY
1 -	2:11.261	IN PIT	10:28.904	P 16.99	7:57.487	09:45:03.065
2 -	OUTLAP	56.760	2:59.424	59.56	28.007	09:48:02.489
3 -	1:48.667	54.442	2:43.109	(3) 65.52	11.692	09:50:45.598
4 -	1:43.669	52.082	2:35.751	(2) 68.62	4.334	09:53:21.349
5 -	<b>1:40.525</b>	<b>50.892</b>	<b>2:31.417</b>	(1) <b>70.58</b>		<b>09:55:52.766</b>

P10 14 350cc Andrew GREEN		Yamaha RD250 - RAFMSA				
IDEAL LAP TIME : 2:34.683		BEST LAP TIME : 2:34.683		DIFFERENCE : 0.000		
LAP	SECTOR 1	SECTOR 2	LAP TIME	MPH	DIFF	TIME OF DAY
1 -	2:29.692	IN PIT	10:24.659	P 17.11	7:49.976	09:45:04.802
2 -	OUTLAP	56.379	2:58.575	59.85	23.892	09:48:03.377
3 -	1:49.441	53.956	2:43.397	(3) 65.41	8.714	09:50:46.774
4 -	1:45.198	52.859	2:38.057	(2) 67.62	3.374	09:53:24.831
5 -	<b>1:43.644</b>	<b>51.039</b>	<b>2:34.683</b>	(1) <b>69.09</b>		<b>09:55:59.514</b>

P11 42 250cc Sian BROOKS		Yamaha TZ - Spyre Ltd				
IDEAL LAP TIME : 2:36.243		BEST LAP TIME : 2:36.243		DIFFERENCE : 0.000		
LAP	SECTOR 1	SECTOR 2	LAP TIME	MPH	DIFF	TIME OF DAY
1 -	2:17.965	IN PIT	10:53.498	P 16.35	8:17.255	09:45:35.553
2 -	OUTLAP	54.693	2:49.338	63.11	13.095	09:48:24.891
3 -	1:48.257	53.116	2:41.373	(2) 66.23	5.130	09:51:06.264
4 -	<b>1:43.918</b>	<b>52.325</b>	<b>2:36.243</b>	(1) <b>68.40</b>		<b>09:53:42.507</b>

P12 20 250cc Michael GRIGSON		Yamaha TZ250L - Precision Automation				
IDEAL LAP TIME : 2:38.279		BEST LAP TIME : 2:38.279		DIFFERENCE : 0.000		
LAP	SECTOR 1	SECTOR 2	LAP TIME	MPH	DIFF	TIME OF DAY
1 -	2:12.565	IN PIT	10:28.048	P 17.01	7:49.769	09:45:03.456
2 -	OUTLAP	57.264	2:58.549	59.86	20.270	09:48:02.005
3 -	1:48.699	54.449	2:43.148	(3) 65.51	4.869	09:50:45.153
4 -	1:46.212	52.827	2:39.039	(2) 67.20	0.760	09:53:24.192
5 -	<b>1:45.526</b>	<b>52.753</b>	<b>2:38.279</b>	(1) <b>67.52</b>		<b>09:56:02.471</b>

# BMCRC - MRO Championships 2024 - Rnd 3 @ Snetterton 300

## GP Originals

### QUALIFYING - SECTOR ANALYSIS



SECTOR 1 = FL to I1, SECTOR 2 = I1 to FL, DIFF = Difference To Personal Best Lap, P = Crossed Finish Line in Pit Lane, D = Time Disallowed

P13 37 350cc Simon VANDERPLANK		Yamaha TZ350G -				
IDEAL LAP TIME : 2:40.316		BEST LAP TIME : 2:40.316		DIFFERENCE : 0.000		
LAP	SECTOR 1	SECTOR 2	LAP TIME	MPH	DIFF	TIME OF DAY
1 -	2:22.995	IN PIT	10:27.797 <b>P</b>	17.02	7:47.481	09:45:03.932
2 -	OUTLAP	57.399	2:59.271	59.61	18.955	09:48:03.203
3 -	1:51.505	54.814	2:46.319 <b>(3)</b>	64.26	6.003	09:50:49.522
4 -	1:49.205	54.489	2:43.694 <b>(2)</b>	65.29	3.378	09:53:33.216
5 -	<b>1:46.914</b>	<b>53.402</b>	<b>2:40.316 (1)</b>	<b>66.66</b>		<b>09:56:13.532</b>

P14 27 250cc Mark LINTON		Yamaha TZ 250L - Wapping Organ Company				
IDEAL LAP TIME : 2:43.008		BEST LAP TIME : 2:43.008		DIFFERENCE : 0.000		
LAP	SECTOR 1	SECTOR 2	LAP TIME	MPH	DIFF	TIME OF DAY
1 -	2:16.867	IN PIT	10:26.622 <b>P</b>	17.05	7:43.614	09:45:05.660
2 -	OUTLAP	57.327	3:03.178	58.34	20.170	09:48:08.838
3 -	1:52.419	55.076	2:47.495 <b>(2)</b>	63.81	4.487	09:50:56.333
4 -	<b>1:49.037</b>	<b>53.971</b>	<b>2:43.008 (1)</b>	<b>65.56</b>		<b>09:53:39.341</b>

P15 67 GP Mas Nigel DEARDEN		Yamaha TZ350G - Reivers Wholesale Ltd				
IDEAL LAP TIME : 2:46.731		BEST LAP TIME : 2:47.067		DIFFERENCE : 0.336		
LAP	SECTOR 1	SECTOR 2	LAP TIME	MPH	DIFF	TIME OF DAY
1 -	2:20.367	IN PIT	10:26.435 <b>P</b>	17.06	7:39.368	09:45:08.102
2 -	OUTLAP	59.547	3:01.933	58.74	14.866	09:48:10.035
3 -	1:53.829	<b>56.059</b>	2:49.888 <b>(2)</b>	62.91	2.821	09:50:59.923
4 -	<b>1:50.672</b>	56.395	<b>2:47.067 (1)</b>	<b>63.97</b>		<b>09:53:46.990</b>

# BMCRC - MRO Championships 2024 - Rnd 3 @ Snetterton 300

## GP Originals

### QUALIFYING - BEST SECTORS

SECTOR 1			SECTOR 2			IDEAL / BEST COMPARISON						
POS	NO	NAME	TIME	NO	NAME	TIME	POS	NO	NAME	IDEAL	BEST	DIFF
									<b>PERFECT LAP</b>	<b>2:19.610</b>		
1	1	ATKINSON	<b>1:32.915</b>	26	WAINWRIGHT	<b>46.695</b>	1	26	WAINWRIGHT	2:19.779	2:19.779	<b>0.000</b>
2	26	WAINWRIGHT	<b>1:33.084</b>	97	TAYLOR	<b>47.460</b>	2	1	ATKINSON	2:20.485	2:20.596	<b>0.111</b>
3	97	TAYLOR	<b>1:35.357</b>	1	ATKINSON	<b>47.570</b>	3	97	TAYLOR	2:22.817	2:22.817	<b>0.000</b>
4	31	STEAD	<b>1:35.530</b>	38	HIGGINS	<b>47.830</b>	4	31	STEAD	2:23.421	2:23.421	<b>0.000</b>
5	38	HIGGINS	<b>1:36.771</b>	31	STEAD	<b>47.891</b>	5	38	HIGGINS	2:24.601	2:24.601	<b>0.000</b>
6	142	BOLSOVER	<b>1:37.970</b>	8	WILLIAMSON	<b>48.735</b>	6	55	CHAPMAN	2:27.177	2:27.177	<b>0.000</b>
7	55	CHAPMAN	<b>1:38.373</b>	55	CHAPMAN	<b>48.804</b>	7	142	BOLSOVER	2:27.504	2:28.011	<b>0.507</b>
8	8	WILLIAMSON	<b>1:39.547</b>	142	BOLSOVER	<b>49.534</b>	8	8	WILLIAMSON	2:28.282	2:28.282	<b>0.000</b>
9	46	GOODINGS	<b>1:40.525</b>	46	GOODINGS	<b>50.892</b>	9	46	GOODINGS	2:31.417	2:31.417	<b>0.000</b>
10	14	GREEN	<b>1:43.644</b>	14	GREEN	<b>51.039</b>	10	14	GREEN	2:34.683	2:34.683	<b>0.000</b>
11	42	BROOKS	<b>1:43.918</b>	42	BROOKS	<b>52.325</b>	11	42	BROOKS	2:36.243	2:36.243	<b>0.000</b>
12	20	GRIGSON	<b>1:45.526</b>	20	GRIGSON	<b>52.753</b>	12	20	GRIGSON	2:38.279	2:38.279	<b>0.000</b>
13	37	VANDERPLANK	<b>1:46.914</b>	37	VANDERPLANK	<b>53.402</b>	13	37	VANDERPLANK	2:40.316	2:40.316	<b>0.000</b>
14	27	LINTON	<b>1:49.037</b>	27	LINTON	<b>53.971</b>	14	27	LINTON	2:43.008	2:43.008	<b>0.000</b>
15	67	DEARDEN	<b>1:50.672</b>	67	DEARDEN	<b>56.059</b>	15	67	DEARDEN	2:46.731	2:47.067	<b>0.336</b>
16												

# BMCRC - MRO Championships 2024 - Rnd 3 @ Snetterton 300

## GP Originals

### QUALIFYING - STATISTICS

<b>Competitors Started</b>	16
<b>Planned Start</b>	2024-05-04 @ 09:26:00.000
<b>Actual Start</b>	2024-05-04 @ 09:34:20.366
<b>Finish Time</b>	2024-05-04 @ 09:53:35.873
<b>Track Length</b>	2.9689mi.
<b>Total Laps</b>	72
<b>Total Distance Covered</b>	213.7616mi.

### Session Fastest Lap History

NO	CL	NAME	LAP TIME	TIME OF DAY	LAP	VEHICLE
1	350cc	Phil ATKINSON	<b>2:31.815</b>	09:50:18.774	3	Yamaha TZ350
1	350cc	Phil ATKINSON	<b>2:21.967</b>	09:52:40.741	4	Yamaha TZ350
1	350cc	Phil ATKINSON	<b>2:20.596</b>	09:55:01.337	5	Yamaha TZ350
26	350cc	Josh WAINWRIGHT	<b>2:19.779</b>	09:55:03.747	5	Yamaha TZ350

### Flag History

TYPE	TIME OF DAY
GREEN	09:34:20.366
RED	09:35:38.623
GREEN	09:44:55.048
FINISH	09:53:35.873

### Flag Statistics

TYPE	COUNT	TOTAL LAPS	TOTAL TIME
Green	2	5	12:45.572
Red	1	0	9:16.424
Safety Car	0	0	0.000
FCY	0	0	0.000

# BMCRC - MRO Championships 2024 - Rnd 3 @ Snetterton 300

## GP Originals

### QUALIFYING - STATISTICS

CLASS : 350cc

7 Starters

#### Fastest Lap History

NO	NAME	LAP TIME	TIME OF DAY	LAP	VEHICLE
1	Phil ATKINSON	<b>2:31.815</b>	09:50:18.774	3	Yamaha TZ350
1	Phil ATKINSON	<b>2:21.967</b>	09:52:40.741	4	Yamaha TZ350
1	Phil ATKINSON	<b>2:20.596</b>	09:55:01.337	5	Yamaha TZ350
26	Josh WAINWRIGHT	<b>2:19.779</b>	09:55:03.747	5	Yamaha TZ350

# BMCRC - MRO Championships 2024 - Rnd 3 @ Snetterton 300

## GP Originals

### QUALIFYING - STATISTICS

CLASS : GP Mas

6 Starters

#### Fastest Lap History

NO	NAME	LAP TIME	TIME OF DAY	LAP	VEHICLE
38	Darrell HIGGINS	<b>2:32.218</b>	09:50:19.570	3	Yamaha TZ350
38	Darrell HIGGINS	<b>2:25.327</b>	09:52:44.898	4	Yamaha TZ350
38	Darrell HIGGINS	<b>2:24.601</b>	09:55:09.496	5	Yamaha TZ350

# BMCRC - MRO Championships 2024 - Rnd 3 @ Snetterton 300

## GP Originals

### QUALIFYING - STATISTICS

CLASS : 250cc

3 Starters

#### Fastest Lap History

NO	NAME	LAP TIME	TIME OF DAY	LAP	VEHICLE
20	Michael GRIGSON	<b>2:43.148</b>	09:50:45.165	3	Yamaha TZ250L
42	Sian BROOKS	<b>2:41.373</b>	09:51:06.275	3	Yamaha TZ
20	Michael GRIGSON	<b>2:39.039</b>	09:53:24.202	4	Yamaha TZ250L
42	Sian BROOKS	<b>2:36.243</b>	09:53:42.518	4	Yamaha TZ



# BMCRC - MRO Championships 2024 - Rnd 3 @ Snetterton 300

## GP Originals

### RACE 3 - GRID (5 Laps)

ROW 6			16	95	John LEA	
ROW 5		2:47.067	15	67	Nigel DEARDEN	2:43.008
			14	27	Mark LINTON	2:40.316
			13	37	Simon VANDERPLANK	
ROW 4	2:38.279		12	20	Michael GRIGSON	2:36.243
			11	42	Sian BROOKS	2:34.683
			10	14	Andrew GREEN	
ROW 3		2:31.417	9	46	Grant GOODINGS	2:28.282
			8	8	Nick WILLIAMSON	2:28.011
			7	142	John BOLSOVER	
ROW 2	2:27.177		6	55	Roy CHAPMAN	2:24.601
			5	38	Darrell HIGGINS	2:23.421
			4	31	Phil STEAD	
ROW 1		2:22.817	3	97	Andrew TAYLOR	2:20.596
			2	1	Phil ATKINSON	2:19.779
			1	26	Josh WAINWRIGHT	
					<b>Pole</b>	

These results are provisional until the conclusion of any judicial and technical matters.

Snetterton 300: 2.9689 miles

Clerk Of Course:	Stewards:	Timekeeper:	<i>Craig Smith</i>	
------------------	-----------	-------------	--------------------	---

Results can be found at [www.tsl-timing.com](http://www.tsl-timing.com)

Printed - 10:05 Saturday, 04 May 2024



# BMCRC - MRO Championships 2024 - Rnd 3 @ Snetterton 300



## GP Originals

### RACE 3 - CLASSIFICATION

Race Distance: 5 Laps / 14.84 miles

POS	NO	CL	PIC	NAME	ENTRY	LAPS	TIME	GAP	DIFF	MPH	BEST	ON	GRD	↑↓
1	1	350cc	1	Phil ATKINSON	Yamaha TZ350 - ROSE MOT/O Oil Treatments	5	10:56.855			81.35	<b>2:08.818</b>	2	2	1
2	26	350cc	2	Josh WAINWRIGHT	Yamaha TZ350 - JW MOT Centre	5	11:12.658	<b>15.803</b>	15.803	79.44	<b>2:11.950</b>	2	1	-1
3	31	350cc	3	Phil STEAD	Yamaha TZ 250L - Dynojet	5	11:15.761	<b>18.906</b>	3.103	79.08	<b>2:11.540</b>	5	4	1
4	97	350cc	4	Andrew TAYLOR	- J B Taylor construction	5	11:15.799	<b>18.944</b>	0.038	79.07	<b>2:12.786</b>	5	3	-1
5	142	GP Mas	1	John BOLSOVER	Yamaha TZ - Dannisport Racing Leathers	5	11:18.858	<b>22.003</b>	3.059	78.72	<b>2:13.371</b>	4	7	2
6	55	GP Mas	2	Roy CHAPMAN	Yamaha TZ350 - Self	5	11:19.319	<b>22.464</b>	0.461	78.66	<b>2:13.667</b>	4	6	0
7	8	GP Mas	3	Nick WILLIAMSON	Yamaha TZ350G - rbm	5	11:25.452	<b>28.597</b>	6.133	77.96	<b>2:14.861</b>	2	8	1
8	38	GP Mas	4	Darrell HIGGINS	Yamaha TZ350 - Dennis trollope racing	5	11:30.039	<b>33.184</b>	4.587	77.44	<b>2:14.061</b>	2	5	-3
9	14	350cc	5	Andrew GREEN	Yamaha RD250 - RAFMSA	5	11:30.443	<b>33.588</b>	0.404	77.40	<b>2:15.047</b>	5	10	1
10	46	GP Mas	5	Grant GOODINGS	Yamaha TZ350 - DG Racing	5	11:30.675	<b>33.820</b>	0.232	77.37	<b>2:15.777</b>	5	9	-1
11	27	250cc	1	Mark LINTON	Yamaha TZ 250L - Wapping Organ Company	5	11:31.085	<b>34.230</b>	0.410	77.32	<b>2:15.240</b>	5	14	3
12	42	250cc	2	Sian BROOKS	Yamaha TZ - Spyre Ltd	5	12:07.936	<b>1:11.081</b>	36.851	73.41	<b>2:21.923</b>	5	11	-1
13	37	350cc	6	Simon VANDERPLANK	Yamaha TZ350G -	5	12:21.395	<b>1:24.540</b>	13.459	72.08	<b>2:26.041</b>	2	13	0
14	20	250cc	3	Michael GRIGSON	Yamaha TZ250L - Precision Automation	5	12:27.340	<b>1:30.485</b>	5.945	71.50	<b>2:26.722</b>	3	12	-2
15	67	GP Mas	6	Nigel DEARDEN	Yamaha TZ350G - Reivers Wholesale Ltd	5	13:34.773	<b>2:37.918</b>	1:07.433	65.58	<b>2:39.926</b>	4	15	0

#### FASTEST LAP

1	350cc	Phil ATKINSON	Yamaha TZ350 - ROSE MOT/O Oil Treatments	2	2:08.818	82.97 mph	133.52 kph
142	GP Mas	John BOLSOVER	Yamaha TZ - Dannisport Racing Leathers	4	2:13.371	80.13 mph	128.96 kph
27	250cc	Mark LINTON	Yamaha TZ 250L - Wapping Organ Company	5	2:15.240	79.03 mph	127.18 kph

#### Comments:

Class 350cc - 92.5% of Race Speed = 75.24 mph

Class GP Mas - 92.5% of Race Speed = 72.81 mph

Class 250cc - 92.5% of Race Speed = 71.52 mph

Weather / Track : /

Date: 04/05/2024 Start: 12:43 Finish: 12:54

These results are provisional until the conclusion of any judicial and technical matters.

Snetterton 300: 2.9689 miles

Clerk Of Course:	Stewards:	Timekeeper:	<i>Craig Smith</i>	
------------------	-----------	-------------	--------------------	--

Results can be found at [www.tsl-timing.com](http://www.tsl-timing.com)

Printed - 13:01 Saturday, 04 May 2024



# BMCRC - MRO Championships 2024 - Rnd 3 @ Snetterton 300

## GP Originals

### RACE 3 - LAP CHART

LAP 1 @ 12:45:43.210			LAP 2 @ 12:47:52.028			LAP 3 @ 12:50:01.216			LAP 4 @ 12:52:11.325			LAP 5 @ 12:54:25.255		
NO	BEHIND	LAP TIME	NO	BEHIND	LAP TIME	NO	BEHIND	LAP TIME	NO	BEHIND	LAP TIME	NO	BEHIND	LAP TIME
1		2:14.810	1		2:08.818	1		2:09.188	1		2:10.109	1		2:13.930
26	2.578	2:17.388	26	5.710	2:11.950	26	10.624	2:14.102	26	14.824	2:14.309	26	15.803	2:14.909
97	5.065	2:19.875	97	10.150	2:13.903	97	15.542	2:14.580	97	20.088	2:14.655	31	18.906	2:11.540
142	5.360	2:20.170	142	12.637	2:16.095	31	18.116	2:14.365	31	21.296	2:13.289	97	18.944	2:12.786
8	7.473	2:22.283	31	12.939	2:13.971	55	18.688	2:13.800	142	22.008	2:13.371	142	22.003	2:13.925
31	7.786	2:22.596	8	13.516	2:14.861	142	18.746	2:15.297	55	22.246	2:13.667	55	22.464	2:14.148
55	8.579	2:23.389	38	13.874	2:14.061	8	22.083	2:17.755	8	27.019	2:15.045	8	28.597	2:15.508
38	8.631	2:23.441	55	14.076	2:14.315	46	24.479	2:16.364	38	30.047	2:15.348	38	33.184	2:17.067
14	9.341	2:24.151	14	16.664	2:16.141	14	24.712	2:17.236	46	31.973	2:17.603	14	33.588	2:15.047
46	9.951	2:24.761	46	17.303	2:16.170	38	24.808	2:20.122	14	32.471	2:17.868	46	33.820	2:15.777
27	10.823	2:25.633	27	17.972	2:15.967	27	25.930	2:17.146	27	32.920	2:17.099	27	34.230	2:15.240
42	18.431	2:33.241	42	35.793	2:26.180	42	50.282	2:23.677	42	1:03.088	2:22.915	42	1:11.081	2:21.923
37	19.630	2:34.440	37	36.853	2:26.041	37	53.837	2:26.172	37	1:11.535	2:27.807	37	1:24.540	2:26.935
20	20.845	2:35.655	20	39.685	2:27.658	20	57.219	2:26.722	20	1:15.508	2:28.398	20	1:30.485	2:28.907
67	35.708	2:50.518	67	1:10.716	2:43.826	67	1:41.458	2:39.930	67	2:11.275	2:39.926	67	2:37.918	2:40.573

# BMCRC - MRO Championships 2024 - Rnd 3 @ Snetterton 300

## GP Originals

### RACE 3 - POSITION CHART

No	Name	Lap					
		Pos	1	2	3	4	5
26	WAINWRIGHT	1	1	1	1	1	1
1	ATKINSON	2	26	26	26	26	26
97	TAYLOR	3	97	97	97	97	31
31	STEAD	4	142	142	31	31	97
38	HIGGINS	5	8	31	55	142	142
55	CHAPMAN	6	31	8	142	55	55
142	BOLSOVER	7	55	38	8	8	8
8	WILLIAMSON	8	38	55	46	38	38
46	GOODINGS	9	14	14	14	46	14
14	GREEN	10	46	46	38	14	46
42	BROOKS	11	27	27	27	27	27
20	GRIGSON	12	42	42	42	42	42
37	VANDERPLANK	13	37	37	37	37	37
27	LINTON	14	20	20	20	20	20
67	DEARDEN	15	67	67	67	67	67
95	LEA	16					

# BMCRC - MRO Championships 2024 - Rnd 3 @ Snetterton 300

## GP Originals

### RACE 3 - SECTOR ANALYSIS



SECTOR 1 = FL to I1, SECTOR 2 = I1 to FL, DIFF = Difference To Personal Best Lap, P = Crossed Finish Line in Pit Lane, D = Time Disallowed

P1		1 350cc	Phil ATKINSON	Yamaha TZ350 - ROSE MOT/Q Oil Treatments		
IDEAL LAP TIME : 2:08.789		BEST LAP TIME : 2:08.818		DIFFERENCE : 0.029		
LAP	SECTOR 1	SECTOR 2	LAP TIME	MPH	DIFF	TIME OF DAY
1 -		<b>42.718</b>	2:14.810	79.28	5.992	12:45:43.210
2 -	<b>1:26.071</b>	42.747	<b>2:08.818 (1)</b>	<b>82.97</b>		<b>12:47:52.028</b>
3 -	1:26.130	43.058	2:09.188 (2)	82.73	0.370	12:50:01.216
4 -	1:26.689	43.420	2:10.109 (3)	82.14	1.291	12:52:11.325
5 -	1:27.928	46.002	2:13.930	79.80	5.112	12:54:25.255

P2		26 350cc	Josh WAINWRIGHT	Yamaha TZ350 - JW MOT Centre		
IDEAL LAP TIME : 2:11.950		BEST LAP TIME : 2:11.950		DIFFERENCE : 0.000		
LAP	SECTOR 1	SECTOR 2	LAP TIME	MPH	DIFF	TIME OF DAY
1 -		44.110	2:17.388	77.79	5.438	12:45:45.788
2 -	<b>1:28.392</b>	<b>43.558</b>	<b>2:11.950 (1)</b>	<b>81.00</b>		<b>12:47:57.738</b>
3 -	1:29.618	44.484	2:14.102 (2)	79.70	2.152	12:50:11.840
4 -	1:29.873	44.436	2:14.309 (3)	79.57	2.359	12:52:26.149
5 -	1:30.314	44.595	2:14.909	79.22	2.959	12:54:41.058

P3		31 350cc	Phil STEAD	Yamaha TZ 250L - Dynojet		
IDEAL LAP TIME : 2:11.540		BEST LAP TIME : 2:11.540		DIFFERENCE : 0.000		
LAP	SECTOR 1	SECTOR 2	LAP TIME	MPH	DIFF	TIME OF DAY
1 -		45.797	2:22.596	74.95	11.056	12:45:50.996
2 -	1:29.114	44.857	2:13.971 (3)	79.77	2.431	12:48:04.967
3 -	1:29.597	44.768	2:14.365	79.54	2.825	12:50:19.332
4 -	1:29.099	44.190	2:13.289 (2)	80.18	1.749	12:52:32.621
5 -	<b>1:27.939</b>	<b>43.601</b>	<b>2:11.540 (1)</b>	<b>81.25</b>		<b>12:54:44.161</b>

P4		97 350cc	Andrew TAYLOR	- J B Taylor construction		
IDEAL LAP TIME : 2:12.786		BEST LAP TIME : 2:12.786		DIFFERENCE : 0.000		
LAP	SECTOR 1	SECTOR 2	LAP TIME	MPH	DIFF	TIME OF DAY
1 -		44.609	2:19.875	76.41	7.089	12:45:48.275
2 -	1:29.670	44.233	2:13.903 (2)	79.81	1.117	12:48:02.178
3 -	1:29.958	44.622	2:14.580 (3)	79.41	1.794	12:50:16.758
4 -	1:30.320	44.335	2:14.655	79.37	1.869	12:52:31.413
5 -	<b>1:28.567</b>	<b>44.219</b>	<b>2:12.786 (1)</b>	<b>80.49</b>		<b>12:54:44.199</b>

P5		142 GP Mas	John BOLSOVER	Yamaha TZ - Dannisport Racing Leathers		
IDEAL LAP TIME : 2:13.171		BEST LAP TIME : 2:13.371		DIFFERENCE : 0.200		
LAP	SECTOR 1	SECTOR 2	LAP TIME	MPH	DIFF	TIME OF DAY
1 -		45.356	2:20.170	76.25	6.799	12:45:48.570
2 -	1:30.723	45.372	2:16.095	78.53	2.724	12:48:04.665
3 -	1:30.282	45.015	2:15.297 (3)	78.99	1.926	12:50:19.962
4 -	<b>1:28.533</b>	44.838	<b>2:13.371 (1)</b>	<b>80.13</b>		<b>12:52:33.333</b>
5 -	1:29.287	<b>44.638</b>	2:13.925 (2)	79.80	0.554	12:54:47.258

P6		55 GP Mas	Roy CHAPMAN	Yamaha TZ350 - Self		
IDEAL LAP TIME : 2:13.548		BEST LAP TIME : 2:13.667		DIFFERENCE : 0.119		
LAP	SECTOR 1	SECTOR 2	LAP TIME	MPH	DIFF	TIME OF DAY
1 -		45.379	2:23.389	74.53	9.722	12:45:51.789
2 -	1:29.762	<b>44.553</b>	2:14.315	79.57	0.648	12:48:06.104
3 -	1:29.127	44.673	2:13.800 (2)	79.88	0.133	12:50:19.904
4 -	<b>1:28.995</b>	44.672	<b>2:13.667 (1)</b>	<b>79.96</b>		<b>12:52:33.571</b>
5 -	1:29.309	44.839	2:14.148 (3)	79.67	0.481	12:54:47.719

# BMCRC - MRO Championships 2024 - Rnd 3 @ Snetterton 300

## GP Originals

### RACE 3 - SECTOR ANALYSIS



SECTOR 1 = FL to I1, SECTOR 2 = I1 to FL, DIFF = Difference To Personal Best Lap, P = Crossed Finish Line in Pit Lane, D = Time Disallowed

P7 8 GP Mas Nick WILLIAMSON		Yamaha TZ350G - rbm				
IDEAL LAP TIME : 2:14.819		BEST LAP TIME : 2:14.861		DIFFERENCE : 0.042		
LAP	SECTOR 1	SECTOR 2	LAP TIME	MPH	DIFF	TIME OF DAY
1 -		45.337	2:22.283	75.11	7.422	12:45:50.683
2 -	<b>1:30.004</b>	44.857	<b>2:14.861 (1)</b>	<b>79.25</b>		<b>12:48:05.544</b>
3 -	1:32.940	<b>44.815</b>	2:17.755	77.58	2.894	12:50:23.299
4 -	1:30.034	45.011	2:15.045 (2)	79.14	0.184	12:52:38.344
5 -	1:30.599	44.909	2:15.508 (3)	78.87	0.647	12:54:53.852

P8 38 GP Mas Darrell HIGGINS		Yamaha TZ350 - Dennis trollope racing				
IDEAL LAP TIME : 2:14.061		BEST LAP TIME : 2:14.061		DIFFERENCE : 0.000		
LAP	SECTOR 1	SECTOR 2	LAP TIME	MPH	DIFF	TIME OF DAY
1 -		46.252	2:23.441	74.51	9.380	12:45:51.841
2 -	<b>1:29.121</b>	<b>44.940</b>	<b>2:14.061 (1)</b>	<b>79.72</b>		<b>12:48:05.902</b>
3 -	1:34.983	45.139	2:20.122	76.27	6.061	12:50:26.024
4 -	1:30.158	45.190	2:15.348 (2)	78.96	1.287	12:52:41.372
5 -	1:31.466	45.601	2:17.067 (3)	77.97	3.006	12:54:58.439

P9 14 350cc Andrew GREEN		Yamaha RD250 - RAFMSA				
IDEAL LAP TIME : 2:15.047		BEST LAP TIME : 2:15.047		DIFFERENCE : 0.000		
LAP	SECTOR 1	SECTOR 2	LAP TIME	MPH	DIFF	TIME OF DAY
1 -		45.820	2:24.151	74.14	9.104	12:45:52.551
2 -	1:30.574	45.567	2:16.141 (2)	78.50	1.094	12:48:08.692
3 -	1:31.160	46.076	2:17.236 (3)	77.88	2.189	12:50:25.928
4 -	1:31.972	45.896	2:17.868	77.52	2.821	12:52:43.796
5 -	<b>1:30.224</b>	<b>44.823</b>	<b>2:15.047 (1)</b>	<b>79.14</b>		<b>12:54:58.843</b>

P10 46 GP Mas Grant GOODINGS		Yamaha TZ350 - DG Racing				
IDEAL LAP TIME : 2:15.703		BEST LAP TIME : 2:15.777		DIFFERENCE : 0.074		
LAP	SECTOR 1	SECTOR 2	LAP TIME	MPH	DIFF	TIME OF DAY
1 -		45.683	2:24.761	73.83	8.984	12:45:53.161
2 -	<b>1:30.767</b>	45.403	2:16.170 (2)	78.49	0.393	12:48:09.331
3 -	1:30.820	45.544	2:16.364 (3)	78.37	0.587	12:50:25.695
4 -	1:31.949	45.654	2:17.603	77.67	1.826	12:52:43.298
5 -	1:30.841	<b>44.936</b>	<b>2:15.777 (1)</b>	<b>78.71</b>		<b>12:54:59.075</b>

P11 27 250cc Mark LINTON		Yamaha TZ 250L - Wapping Organ Company				
IDEAL LAP TIME : 2:15.240		BEST LAP TIME : 2:15.240		DIFFERENCE : 0.000		
LAP	SECTOR 1	SECTOR 2	LAP TIME	MPH	DIFF	TIME OF DAY
1 -		45.448	2:25.633	73.39	10.393	12:45:54.033
2 -	1:31.163	44.804	2:15.967 (2)	78.60	0.727	12:48:10.000
3 -	1:31.394	45.752	2:17.146	77.93	1.906	12:50:27.146
4 -	1:31.354	45.745	2:17.099 (3)	77.95	1.859	12:52:44.245
5 -	<b>1:30.500</b>	<b>44.740</b>	<b>2:15.240 (1)</b>	<b>79.03</b>		<b>12:54:59.485</b>

P12 42 250cc Sian BROOKS		Yamaha TZ - Spyre Ltd				
IDEAL LAP TIME : 2:21.923		BEST LAP TIME : 2:21.923		DIFFERENCE : 0.000		
LAP	SECTOR 1	SECTOR 2	LAP TIME	MPH	DIFF	TIME OF DAY
1 -		48.840	2:33.241	69.74	11.318	12:46:01.641
2 -	1:37.773	48.407	2:26.180	73.11	4.257	12:48:27.821
3 -	1:35.585	48.092	2:23.677 (3)	74.38	1.754	12:50:51.498
4 -	1:35.082	47.833	2:22.915 (2)	74.78	0.992	12:53:14.413
5 -	<b>1:34.111</b>	<b>47.812</b>	<b>2:21.923 (1)</b>	<b>75.30</b>		<b>12:55:36.336</b>

# BMCRC - MRO Championships 2024 - Rnd 3 @ Snetterton 300

## GP Originals

### RACE 3 - SECTOR ANALYSIS



SECTOR 1 = FL to I1, SECTOR 2 = I1 to FL, DIFF = Difference To Personal Best Lap, P = Crossed Finish Line in Pit Lane, D = Time Disallowed

P13 37 350cc Simon VANDERPLANK		Yamaha TZ350G -				
IDEAL LAP TIME : 2:24.818		BEST LAP TIME : 2:26.041		DIFFERENCE : 1.223		
LAP	SECTOR 1	SECTOR 2	LAP TIME	MPH	DIFF	TIME OF DAY
1 -		49.390	2:34.440	69.20	8.399	12:46:02.840
2 -	<b>1:36.936</b>	49.105	<b>2:26.041 (1)</b>	<b>73.18</b>		<b>12:48:28.881</b>
3 -	1:38.290	<b>47.882</b>	2:26.172 (2)	73.11	0.131	12:50:55.053
4 -	1:38.653	49.154	2:27.807	72.31	1.766	12:53:22.860
5 -	1:37.746	49.189	2:26.935 (3)	72.74	0.894	12:55:49.795

P14 20 250cc Michael GRIGSON		Yamaha TZ250L - Precision Automation				
IDEAL LAP TIME : 2:26.722		BEST LAP TIME : 2:26.722		DIFFERENCE : 0.000		
LAP	SECTOR 1	SECTOR 2	LAP TIME	MPH	DIFF	TIME OF DAY
1 -		49.620	2:35.655	68.66	8.933	12:46:04.055
2 -	1:38.338	49.320	2:27.658 (2)	72.38	0.936	12:48:31.713
3 -	<b>1:38.081</b>	<b>48.641</b>	<b>2:26.722 (1)</b>	<b>72.84</b>		<b>12:50:58.435</b>
4 -	1:38.357	50.041	2:28.398 (3)	72.02	1.676	12:53:26.833
5 -	1:39.477	49.430	2:28.907	71.77	2.185	12:55:55.740

P15 67 GP Mas Nigel DEARDEN		Yamaha TZ350G - Reivers Wholesale Ltd				
IDEAL LAP TIME : 2:39.402		BEST LAP TIME : 2:39.926		DIFFERENCE : 0.524		
LAP	SECTOR 1	SECTOR 2	LAP TIME	MPH	DIFF	TIME OF DAY
1 -		54.285	2:50.518	62.68	10.592	12:46:18.918
2 -	1:48.907	54.919	2:43.826	65.24	3.900	12:49:02.744
3 -	<b>1:45.966</b>	53.964	2:39.930 (2)	66.82	0.004	12:51:42.674
4 -	1:46.490	<b>53.436</b>	<b>2:39.926 (1)</b>	<b>66.83</b>		<b>12:54:22.600</b>
5 -	1:46.812	53.761	2:40.573 (3)	66.56	0.647	12:57:03.173

# BMCRC - MRO Championships 2024 - Rnd 3 @ Snetterton 300

## GP Originals

### RACE 3 - BEST SECTORS

SECTOR 1			SECTOR 2			IDEAL / BEST COMPARISON						
POS	NO	NAME	TIME	NO	NAME	TIME	POS	NO	NAME	IDEAL	BEST	DIFF
									<b>PERFECT LAP</b>	<b>2:08.789</b>		
1	1	ATKINSON	<b>1:26.071</b>	1	ATKINSON	<b>42.718</b>	1	1	ATKINSON	2:08.789	2:08.818	<b>0.029</b>
2	31	STEAD	<b>1:27.939</b>	26	WAINWRIGHT	<b>43.558</b>	2	31	STEAD	2:11.540	2:11.540	<b>0.000</b>
3	26	WAINWRIGHT	<b>1:28.392</b>	31	STEAD	<b>43.601</b>	3	26	WAINWRIGHT	2:11.950	2:11.950	<b>0.000</b>
4	142	BOLSOVER	<b>1:28.533</b>	97	TAYLOR	<b>44.219</b>	4	97	TAYLOR	2:12.786	2:12.786	<b>0.000</b>
5	97	TAYLOR	<b>1:28.567</b>	55	CHAPMAN	<b>44.553</b>	5	142	BOLSOVER	2:13.171	2:13.371	<b>0.200</b>
6	55	CHAPMAN	<b>1:28.995</b>	142	BOLSOVER	<b>44.638</b>	6	55	CHAPMAN	2:13.548	2:13.667	<b>0.119</b>
7	38	HIGGINS	<b>1:29.121</b>	27	LINTON	<b>44.740</b>	7	38	HIGGINS	2:14.061	2:14.061	<b>0.000</b>
8	8	WILLIAMSON	<b>1:30.004</b>	8	WILLIAMSON	<b>44.815</b>	8	8	WILLIAMSON	2:14.819	2:14.861	<b>0.042</b>
9	14	GREEN	<b>1:30.224</b>	14	GREEN	<b>44.823</b>	9	14	GREEN	2:15.047	2:15.047	<b>0.000</b>
10	27	LINTON	<b>1:30.500</b>	46	GOODINGS	<b>44.936</b>	10	27	LINTON	2:15.240	2:15.240	<b>0.000</b>
11	46	GOODINGS	<b>1:30.767</b>	38	HIGGINS	<b>44.940</b>	11	46	GOODINGS	2:15.703	2:15.777	<b>0.074</b>
12	42	BROOKS	<b>1:34.111</b>	42	BROOKS	<b>47.812</b>	12	42	BROOKS	2:21.923	2:21.923	<b>0.000</b>
13	37	VANDERPLANK	<b>1:36.936</b>	37	VANDERPLANK	<b>47.882</b>	13	37	VANDERPLANK	2:24.818	2:26.041	<b>1.223</b>
14	20	GRIGSON	<b>1:38.081</b>	20	GRIGSON	<b>48.641</b>	14	20	GRIGSON	2:26.722	2:26.722	<b>0.000</b>
15	67	DEARDEN	<b>1:45.966</b>	67	DEARDEN	<b>53.436</b>	15	67	DEARDEN	2:39.402	2:39.926	<b>0.524</b>
16												



# BMCRC - MRO Championships 2024 - Rnd 3 @ Snetterton 300

## GP Originals

### RACE 3 - STATISTICS

**Competitors Started** 15  
**Planned Start** 2024-05-04 @ 12:00:00.000  
**Actual Start** 2024-05-04 @ 12:43:28.400  
**Finish Time** 2024-05-04 @ 12:54:25.254  
**Track Length** 2.9689mi.  
**Total Laps** 75  
**Total Distance Covered** 222.6683mi.

#### Session Fastest Lap History

NO	CL	NAME	LAP TIME	TIME OF DAY	LAP	VEHICLE
1	350cc	Phil ATKINSON	<b>2:08.818</b>	12:47:52.031	2	Yamaha TZ350

#### Session Leader History

NO	CL	NAME	FROM LAP	LAPS LED	DISTANCE	VEHICLE
1	350cc	Phil ATKINSON	1	5	14.84 miles	Yamaha TZ350

#### Flag History

TYPE	TIME OF DAY
GREEN	12:43:28.400
FINISH	12:54:25.254

#### Flag Statistics

TYPE	COUNT	TOTAL LAPS	TOTAL TIME
Green	1	5	13:43.252
Red	0	0	0.000
Safety Car	0	0	0.000
FCY	0	0	0.000

# BMCRC - MRO Championships 2024 - Rnd 3 @ Snetterton 300

## GP Originals

### RACE 3 - STATISTICS

**CLASS : 350cc**

**6 Starters**

#### Fastest Lap History

NO	NAME	LAP TIME	TIME OF DAY	LAP	VEHICLE
1	Phil ATKINSON	<b>2:08.818</b>	12:47:52.031	2	Yamaha TZ350

#### Leader History

NO	NAME	FROM LAP	LAPS LED	DISTANCE	VEHICLE
1	Phil ATKINSON	1	5	14.84 miles	Yamaha TZ350

# BMCRC - MRO Championships 2024 - Rnd 3 @ Snetterton 300

## GP Originals

### RACE 3 - STATISTICS

CLASS : GP Mas

6 Starters

#### Fastest Lap History

NO	NAME	LAP TIME	TIME OF DAY	LAP	VEHICLE
142	John BOLSOVER	<b>2:16.095</b>	12:48:04.677	2	Yamaha TZ
8	Nick WILLIAMSON	<b>2:14.861</b>	12:48:05.546	2	Yamaha TZ350G
38	Darrell HIGGINS	<b>2:14.061</b>	12:48:05.908	2	Yamaha TZ350
55	Roy CHAPMAN	<b>2:13.800</b>	12:50:19.908	3	Yamaha TZ350
142	John BOLSOVER	<b>2:13.371</b>	12:52:33.344	4	Yamaha TZ

#### Leader History

NO	NAME	FROM LAP	LAPS LED	DISTANCE	VEHICLE
142	John BOLSOVER	1	2	5.93 miles	Yamaha TZ
55	Roy CHAPMAN	3	1	2.96 miles	Yamaha TZ350
142	John BOLSOVER	4	2	5.93 miles	Yamaha TZ

# BMCRC - MRO Championships 2024 - Rnd 3 @ Snetterton 300

## GP Originals

### RACE 3 - STATISTICS

CLASS : 250cc

3 Starters

#### Fastest Lap History

NO	NAME	LAP TIME	TIME OF DAY	LAP	VEHICLE
27	Mark LINTON	<b>2:15.967</b>	12:48:10.006	2	Yamaha TZ 250L
27	Mark LINTON	<b>2:15.240</b>	12:54:59.491	5	Yamaha TZ 250L

#### Leader History

NO	NAME	FROM LAP	LAPS LED	DISTANCE	VEHICLE
27	Mark LINTON	1	5	14.84 miles	Yamaha TZ 250L

BMCRC - MRO Championships 2024 - Rnd 3 @ Snetterton 300



GP Originals

RACE 14 - GRID (5 Laps)

ROW 6	16	95	John LEA									
ROW 5	15	67	Nigel DEARDEN	2:39.926	14	20	Michael GRIGSON	2:26.722	13	37	Simon VANDERPLANK	2:26.041
ROW 4	12	42	Sian BROOKS	2:21.923	11	46	Grant GOODINGS	2:15.777	10	27	Mark LINTON	2:15.240
ROW 3	9	14	Andrew GREEN	2:15.047	8	8	Nick WILLIAMSON	2:14.861	7	38	Darrell HIGGINS	2:14.061
ROW 2	6	55	Roy CHAPMAN	2:13.667	5	142	John BOLSOVER	2:13.371	4	97	Andrew TAYLOR	2:12.786
ROW 1	3	26	Josh WAINWRIGHT	2:11.950	2	31	Phil STEAD	2:11.540	1	1	Phil ATKINSON	2:08.818
<b>Pole</b>												

These results are provisional until the conclusion of any judicial and technical matters.

Snetterton 300: 2.9689 miles

Clerk Of Course:	Stewards:	Timekeeper:	<i>Craig Smith</i>	
------------------	-----------	-------------	--------------------	--

Results can be found at [www.tsl-timing.com](http://www.tsl-timing.com)

Printed - 12:59 Saturday, 04 May 2024



# BMCRC - MRO Championships 2024 - Rnd 3 @ Snetterton 300



## GP Originals

### RACE 14 - CLASSIFICATION

Race Distance: 4 Laps / 11.87 miles

POS	NO	CL	PIC	NAME	ENTRY	LAPS	TIME	GAP	DIFF	MPH	BEST	ON	GRD	↑↓
1	1	350cc	1	Phil ATKINSON	Yamaha TZ350 - ROSE MOT/Q Oil Treatments	4	8:44.345			81.53	2:09.103	2	1	0
2	97	350cc	2	Andrew TAYLOR	- J B Taylor construction	4	8:49.070	4.725	4.725	80.80	2:10.074	4	4	2
3	31	350cc	3	Phil STEAD	Yamaha TZ 250L - Dynojet	4	8:49.501	5.156	0.431	80.74	2:10.454	2	2	-1
4	26	350cc	4	Josh WAINWRIGHT	Yamaha TZ350 - JW MOT Centre	4	8:50.240	5.895	0.739	80.62	2:10.495	4	3	-1
5	142	GP Mas	1	John BOLSOVER	Yamaha TZ - Dannisport Racing Leathers	4	8:59.558	15.213	9.318	79.23	2:13.019	2	5	0
6	8	GP Mas	2	Nick WILLIAMSON	Yamaha TZ350G - rbm	4	9:09.331	24.986	9.773	77.82	2:15.143	2	8	2
7	38	GP Mas	3	Darrell HIGGINS	Yamaha TZ350 - Dennis trollope racing	4	9:09.518	25.173	0.187	77.79	2:15.674	4	7	0
8	55	GP Mas	4	Roy CHAPMAN	Yamaha TZ350 - Self	4	9:09.836	25.491	0.318	77.75	2:13.997	2	6	-2
9	46	GP Mas	5	Grant GOODINGS	Yamaha TZ350 - DG Racing	4	9:14.703	30.358	4.867	77.07	2:15.889	2	11	2
10	27	250cc	1	Mark LINTON	Yamaha TZ 250L - Wapping Organ Company	4	9:15.171	30.826	0.468	77.00	2:16.082	3	10	0
11	14	350cc	5	Andrew GREEN	Yamaha RD250 - RAFMSA	4	9:16.112	31.767	0.941	76.87	2:15.867	2	9	-2
12	42	250cc	2	Sian BROOKS	Yamaha TZ - Spyre Ltd	4	9:49.536	1:05.191	33.424	72.51	2:23.059	4	12	0
13	67	GP Mas	6	Nigel DEARDEN	Yamaha TZ350G - Reivers Wholesale Ltd	4	10:48.984	2:04.639	59.448	65.87	2:38.329	4	15	2

#### NOT CLASSIFIED

DNF	20	250cc		Michael GRIGSON	Yamaha TZ250L - Precision Automation	1	2:35.748	3 Laps	3 Laps	68.62				14
-----	----	-------	--	-----------------	--------------------------------------	---	----------	--------	--------	-------	--	--	--	----

#### FASTEST LAP

1	350cc	Phil ATKINSON	Yamaha TZ350 - ROSE MOT/Q Oil Treatments	2	2:09.103	82.78 mph	133.23 kph
142	GP Mas	John BOLSOVER	Yamaha TZ - Dannisport Racing Leathers	2	2:13.019	80.35 mph	129.31 kph
27	250cc	Mark LINTON	Yamaha TZ 250L - Wapping Organ Company	3	2:16.082	78.54 mph	126.40 kph

#### Comments:

Class 350cc - 92.5% of Race Speed = 75.41 mph  
 Class GP Mas - 92.5% of Race Speed = 73.28 mph  
 Class 250cc - 92.5% of Race Speed = 71.22 mph

Weather / Track : /

Date: 04/05/2024 Start: 17:11 Finish: 17:19  
 Snetterton 300: 2.9689 miles

These results are provisional until the conclusion of any judicial and technical matters.

Clerk Of Course:	Stewards:	Timekeeper:	<i>Craig Smith</i>	
------------------	-----------	-------------	--------------------	--

Results can be found at [www.tsl-timing.com](http://www.tsl-timing.com)

Printed - 17:22 Saturday, 04 May 2024



# BMCRC - MRO Championships 2024 - Rnd 3 @ Snetterton 300

## GP Originals

### RACE 14 - LAP CHART

LAP 1 @ 17:13:28.299			LAP 2 @ 17:15:37.402			LAP 3 @ 17:17:46.702			LAP 4 @ 17:19:56.330		
NO	BEHIND	LAP TIME	NO	BEHIND	LAP TIME	NO	BEHIND	LAP TIME	NO	BEHIND	LAP TIME
1		2:16.314	1		2:09.103	1		2:09.300	1		2:09.628
31	0.561	2:16.875	31	1.912	2:10.454	31	3.785	2:11.173	97	4.725	2:10.074
26	0.755	2:17.069	97	2.459	2:10.286	97	4.279	2:11.120	31	5.156	2:10.999
97	1.276	2:17.590	26	3.209	2:11.557	26	5.028	2:11.119	26	5.895	2:10.495
142	2.305	2:18.619	142	6.221	2:13.019	142	10.404	2:13.483	142	15.213	2:14.437
38	5.652	2:21.966	8	12.249	2:15.143	8	18.883	2:15.934	8	24.986	2:15.731
8	6.209	2:22.523	38	12.362	2:15.813	55	18.972	2:15.018	38	25.173	2:15.674
55	8.360	2:24.674	55	13.254	2:13.997	38	19.127	2:16.065	55	25.491	2:16.147
14	8.539	2:24.853	14	15.303	2:15.867	27	23.468	2:16.082	46	30.358	2:16.162
46	8.883	2:25.197	46	15.669	2:15.889	14	23.494	2:17.491	27	30.826	2:16.986
27	9.198	2:25.512	27	16.686	2:16.591	46	23.824	2:17.455	14	31.767	2:17.901
20	19.434	2:35.748	42	36.760	2:26.353	42	51.760	2:24.300	42	1:05.191	2:23.059
42	19.510	2:35.824	67	1:04.528	2:40.861	67	1:35.938	2:40.710	67	2:04.639	2:38.329
67	32.770	2:49.084									

# BMCRC - MRO Championships 2024 - Rnd 3 @ Snetterton 300

## GP Originals

### RACE 14 - POSITION CHART

No	Name	Lap Pos	Lap			
			1	2	3	4
1	ATKINSON	1	1	1	1	1
31	STEAD	2	31	31	31	97
26	WAINWRIGHT	3	26	97	97	31
97	TAYLOR	4	97	26	26	26
142	BOLSOVER	5	142	142	142	142
55	CHAPMAN	6	38	8	8	8
38	HIGGINS	7	8	38	55	38
8	WILLIAMSON	8	55	55	38	55
14	GREEN	9	14	14	27	46
27	LINTON	10	46	46	14	27
46	GOODINGS	11	27	27	46	14
42	BROOKS	12	20	42	42	42
20	GRIGSON	13	42	67	67	67
67	DEARDEN	14	67			



# BMCRC - MRO Championships 2024 - Rnd 3 @ Snetterton 300

## GP Originals

### RACE 14 - SECTOR ANALYSIS



SECTOR 1 = FL to I1, SECTOR 2 = I1 to FL, DIFF = Difference To Personal Best Lap, P = Crossed Finish Line in Pit Lane, D = Time Disallowed

P1		1 350cc Phil ATKINSON		Yamaha TZ350 - ROSE MOT/Q Oil Treatments			
IDEAL LAP TIME : 2:09.103		BEST LAP TIME : 2:09.103		DIFFERENCE : 0.000			
LAP	SECTOR 1	SECTOR 2	LAP TIME	MPH	DIFF	TIME OF DAY	
1 -		43.431	2:16.314	78.40	7.211	17:13:28.299	
2 -	<b>1:26.271</b>	<b>42.832</b>	<b>2:09.103 (1)</b>	<b>82.78</b>		<b>17:15:37.402</b>	
3 -	1:26.417	42.883	2:09.300 (2)	82.66	0.197	17:17:46.702	
4 -	1:26.567	43.061	2:09.628 (3)	82.45	0.525	17:19:56.330	

P2		97 350cc Andrew TAYLOR		- J B Taylor construction			
IDEAL LAP TIME : 2:09.854		BEST LAP TIME : 2:10.074		DIFFERENCE : 0.220			
LAP	SECTOR 1	SECTOR 2	LAP TIME	MPH	DIFF	TIME OF DAY	
1 -		43.189	2:17.590	77.68	7.516	17:13:29.575	
2 -	<b>1:26.817</b>	43.469	2:10.286 (2)	82.03	0.212	17:15:39.861	
3 -	1:27.033	44.087	2:11.120 (3)	81.51	1.046	17:17:50.981	
4 -	1:27.037	<b>43.037</b>	<b>2:10.074 (1)</b>	<b>82.16</b>		<b>17:20:01.055</b>	

P3		31 350cc Phil STEAD		Yamaha TZ 250L - Dynojet			
IDEAL LAP TIME : 2:10.454		BEST LAP TIME : 2:10.454		DIFFERENCE : 0.000			
LAP	SECTOR 1	SECTOR 2	LAP TIME	MPH	DIFF	TIME OF DAY	
1 -		43.467	2:16.875	78.08	6.421	17:13:28.860	
2 -	<b>1:27.140</b>	<b>43.314</b>	<b>2:10.454 (1)</b>	<b>81.92</b>		<b>17:15:39.314</b>	
3 -	1:27.306	43.867	2:11.173 (3)	81.48	0.719	17:17:50.487	
4 -	1:27.288	43.711	2:10.999 (2)	81.58	0.545	17:20:01.486	

P4		26 350cc Josh WAINWRIGHT		Yamaha TZ350 - JW MOT Centre			
IDEAL LAP TIME : 2:10.495		BEST LAP TIME : 2:10.495		DIFFERENCE : 0.000			
LAP	SECTOR 1	SECTOR 2	LAP TIME	MPH	DIFF	TIME OF DAY	
1 -		43.613	2:17.069	77.97	6.574	17:13:29.054	
2 -	1:27.769	43.788	2:11.557 (3)	81.24	1.062	17:15:40.611	
3 -	1:27.639	43.480	2:11.119 (2)	81.51	0.624	17:17:51.730	
4 -	<b>1:27.156</b>	<b>43.339</b>	<b>2:10.495 (1)</b>	<b>81.90</b>		<b>17:20:02.225</b>	

P5		142 GP Mas John BOLSOVER		Yamaha TZ - Dannisport Racing Leathers			
IDEAL LAP TIME : 2:12.566		BEST LAP TIME : 2:13.019		DIFFERENCE : 0.453			
LAP	SECTOR 1	SECTOR 2	LAP TIME	MPH	DIFF	TIME OF DAY	
1 -		<b>43.927</b>	2:18.619	77.10	5.600	17:13:30.604	
2 -	<b>1:28.639</b>	44.380	<b>2:13.019 (1)</b>	<b>80.35</b>		<b>17:15:43.623</b>	
3 -	1:29.095	44.388	2:13.483 (2)	80.07	0.464	17:17:57.106	
4 -	1:29.609	44.828	2:14.437 (3)	79.50	1.418	17:20:11.543	

P6		8 GP Mas Nick WILLIAMSON		Yamaha TZ350G - rbm			
IDEAL LAP TIME : 2:14.998		BEST LAP TIME : 2:15.143		DIFFERENCE : 0.145			
LAP	SECTOR 1	SECTOR 2	LAP TIME	MPH	DIFF	TIME OF DAY	
1 -		<b>44.740</b>	2:22.523	74.99	7.380	17:13:34.508	
2 -	<b>1:30.258</b>	44.885	<b>2:15.143 (1)</b>	<b>79.08</b>		<b>17:15:49.651</b>	
3 -	1:30.693	45.241	2:15.934 (3)	78.62	0.791	17:18:05.585	
4 -	1:30.895	44.836	2:15.731 (2)	78.74	0.588	17:20:21.316	

P7		38 GP Mas Darrell HIGGINS		Yamaha TZ350 - Dennis trollope racing			
IDEAL LAP TIME : 2:15.297		BEST LAP TIME : 2:15.674		DIFFERENCE : 0.377			
LAP	SECTOR 1	SECTOR 2	LAP TIME	MPH	DIFF	TIME OF DAY	
1 -		44.911	2:21.966	75.28	6.292	17:13:33.951	
2 -	1:31.313	<b>44.500</b>	2:15.813 (2)	78.69	0.139	17:15:49.764	
3 -	<b>1:30.797</b>	45.268	2:16.065 (3)	78.55	0.391	17:18:05.829	
4 -	1:30.809	44.865	<b>2:15.674 (1)</b>	<b>78.77</b>		<b>17:20:21.503</b>	

# BMCRC - MRO Championships 2024 - Rnd 3 @ Snetterton 300

## GP Originals

### RACE 14 - SECTOR ANALYSIS



SECTOR 1 = FL to I1, SECTOR 2 = I1 to FL, DIFF = Difference To Personal Best Lap, P = Crossed Finish Line in Pit Lane, D = Time Disallowed

<b>P8</b>	<b>55 GP Mas</b>	<b>Roy CHAPMAN</b>	Yamaha TZ350 - Self			
IDEAL LAP TIME : 2:13.997		BEST LAP TIME : 2:13.997		DIFFERENCE : 0.000		
LAP	SECTOR 1	SECTOR 2	LAP TIME	MPH	DIFF	TIME OF DAY
1 -		46.926	2:24.674	73.87	10.677	17:13:36.659
2 -	<b>1:29.614</b>	<b>44.383</b>	<b>2:13.997 (1)</b>	<b>79.76</b>		<b>17:15:50.656</b>
3 -	1:30.319	44.699	2:15.018 (2)	79.16	1.021	17:18:05.674
4 -	1:31.508	44.639	2:16.147 (3)	78.50	2.150	17:20:21.821
<b>P9</b>	<b>46 GP Mas</b>	<b>Grant GOODINGS</b>	Yamaha TZ350 - DG Racing			
IDEAL LAP TIME : 2:15.601		BEST LAP TIME : 2:15.889		DIFFERENCE : 0.288		
LAP	SECTOR 1	SECTOR 2	LAP TIME	MPH	DIFF	TIME OF DAY
1 -		45.628	2:25.197	73.61	9.308	17:13:37.182
2 -	<b>1:30.877</b>	45.012	<b>2:15.889 (1)</b>	<b>78.65</b>		<b>17:15:53.071</b>
3 -	1:31.529	45.926	2:17.455 (3)	77.75	1.566	17:18:10.526
4 -	1:31.438	<b>44.724</b>	2:16.162 (2)	78.49	0.273	17:20:26.688
<b>P10</b>	<b>27 250cc</b>	<b>Mark LINTON</b>	Yamaha TZ 250L - Wapping Organ Company			
IDEAL LAP TIME : 2:15.695		BEST LAP TIME : 2:16.082		DIFFERENCE : 0.387		
LAP	SECTOR 1	SECTOR 2	LAP TIME	MPH	DIFF	TIME OF DAY
1 -		45.744	2:25.512	73.45	9.430	17:13:37.497
2 -	1:31.614	<b>44.977</b>	2:16.591 (2)	78.24	0.509	17:15:54.088
3 -	<b>1:30.718</b>	45.364	<b>2:16.082 (1)</b>	<b>78.54</b>		<b>17:18:10.170</b>
4 -	1:32.003	44.983	2:16.986 (3)	78.02	0.904	17:20:27.156
<b>P11</b>	<b>14 350cc</b>	<b>Andrew GREEN</b>	Yamaha RD250 - RAFMSA			
IDEAL LAP TIME : 2:15.867		BEST LAP TIME : 2:15.867		DIFFERENCE : 0.000		
LAP	SECTOR 1	SECTOR 2	LAP TIME	MPH	DIFF	TIME OF DAY
1 -		45.738	2:24.853	73.78	8.986	17:13:36.838
2 -	<b>1:30.537</b>	<b>45.330</b>	<b>2:15.867 (1)</b>	<b>78.66</b>		<b>17:15:52.705</b>
3 -	1:31.598	45.893	2:17.491 (2)	77.73	1.624	17:18:10.196
4 -	1:31.702	46.199	2:17.901 (3)	77.50	2.034	17:20:28.097
<b>P12</b>	<b>42 250cc</b>	<b>Sian BROOKS</b>	Yamaha TZ - Spyre Ltd			
IDEAL LAP TIME : 2:23.059		BEST LAP TIME : 2:23.059		DIFFERENCE : 0.000		
LAP	SECTOR 1	SECTOR 2	LAP TIME	MPH	DIFF	TIME OF DAY
1 -		49.157	2:35.824	68.59	12.765	17:13:47.809
2 -	1:37.847	48.506	2:26.353 (3)	73.02	3.294	17:16:14.162
3 -	1:36.031	48.269	2:24.300 (2)	74.06	1.241	17:18:38.462
4 -	<b>1:35.320</b>	<b>47.739</b>	<b>2:23.059 (1)</b>	<b>74.71</b>		<b>17:21:01.521</b>
<b>P13</b>	<b>67 GP Mas</b>	<b>Nigel DEARDEN</b>	Yamaha TZ350G - Reivers Wholesale Ltd			
IDEAL LAP TIME : 2:38.329		BEST LAP TIME : 2:38.329		DIFFERENCE : 0.000		
LAP	SECTOR 1	SECTOR 2	LAP TIME	MPH	DIFF	TIME OF DAY
1 -		53.942	2:49.084	63.21	10.755	17:14:01.069
2 -	1:46.548	54.313	2:40.861 (3)	66.44	2.532	17:16:41.930
3 -	1:47.247	53.463	2:40.710 (2)	66.50	2.381	17:19:22.640
4 -	<b>1:45.483</b>	<b>52.846</b>	<b>2:38.329 (1)</b>	<b>67.50</b>		<b>17:22:00.969</b>
<b>P14</b>	<b>20 250cc</b>	<b>Michael GRIGSON</b>	Yamaha TZ250L - Precision Automation			
IDEAL LAP TIME :		BEST LAP TIME :		DIFFERENCE :		
LAP	SECTOR 1	SECTOR 2	LAP TIME	MPH	DIFF	TIME OF DAY
1 -		<b>49.280</b>	2:35.748	68.62		17:13:47.733

# BMCRC - MRO Championships 2024 - Rnd 3 @ Snetterton 300

## GP Originals

### RACE 14 - BEST SECTORS

SECTOR 1			SECTOR 2			IDEAL / BEST COMPARISON						
POS	NO	NAME	TIME	NO	NAME	TIME	POS	NO	NAME	IDEAL	BEST	DIFF
									<b>PERFECT LAP</b>	<b>2:09.103</b>		
1	1	ATKINSON	<b>1:26.271</b>	1	ATKINSON	<b>42.832</b>	1	1	ATKINSON	2:09.103	2:09.103	<b>0.000</b>
2	97	TAYLOR	<b>1:26.817</b>	97	TAYLOR	<b>43.037</b>	2	97	TAYLOR	2:09.854	2:10.074	<b>0.220</b>
3	31	STEAD	<b>1:27.140</b>	31	STEAD	<b>43.314</b>	3	31	STEAD	2:10.454	2:10.454	<b>0.000</b>
4	26	WAINWRIGHT	<b>1:27.156</b>	26	WAINWRIGHT	<b>43.339</b>	4	26	WAINWRIGHT	2:10.495	2:10.495	<b>0.000</b>
5	142	BOLSOVER	<b>1:28.639</b>	142	BOLSOVER	<b>43.927</b>	5	142	BOLSOVER	2:12.566	2:13.019	<b>0.453</b>
6	55	CHAPMAN	<b>1:29.614</b>	55	CHAPMAN	<b>44.383</b>	6	55	CHAPMAN	2:13.997	2:13.997	<b>0.000</b>
7	8	WILLIAMSON	<b>1:30.258</b>	38	HIGGINS	<b>44.500</b>	7	8	WILLIAMSON	2:14.998	2:15.143	<b>0.145</b>
8	14	GREEN	<b>1:30.537</b>	46	GOODINGS	<b>44.724</b>	8	38	HIGGINS	2:15.297	2:15.674	<b>0.377</b>
9	27	LINTON	<b>1:30.718</b>	8	WILLIAMSON	<b>44.740</b>	9	46	GOODINGS	2:15.601	2:15.889	<b>0.288</b>
10	38	HIGGINS	<b>1:30.797</b>	27	LINTON	<b>44.977</b>	10	27	LINTON	2:15.695	2:16.082	<b>0.387</b>
11	46	GOODINGS	<b>1:30.877</b>	14	GREEN	<b>45.330</b>	11	14	GREEN	2:15.867	2:15.867	<b>0.000</b>
12	42	BROOKS	<b>1:35.320</b>	42	BROOKS	<b>47.739</b>	12	42	BROOKS	2:23.059	2:23.059	<b>0.000</b>
13	67	DEARDEN	<b>1:45.483</b>	20	GRIGSON	<b>49.280</b>	13	67	DEARDEN	2:38.329	2:38.329	<b>0.000</b>
14				67	DEARDEN	<b>52.846</b>	14	20	GRIGSON			

# BMCRC - MRO Championships 2024 - Rnd 3 @ Snetterton 300

## GP Originals

### RACE 14 - STATISTICS

**Competitors Started** 14  
**Planned Start** 2024-05-04 @ 16:45:00.000  
**Actual Start** 2024-05-04 @ 17:11:11.984  
**Finish Time** 2024-05-04 @ 17:19:56.329  
**Track Length** 2.9689mi.  
**Total Laps** 53  
**Total Distance Covered** 157.3523mi.

#### Session Fastest Lap History

NO	CL	NAME	LAP TIME	TIME OF DAY	LAP	VEHICLE
1	350cc	Phil ATKINSON	2:09.103	17:15:37.405	2	Yamaha TZ350

#### Session Leader History

NO	CL	NAME	FROM LAP	LAPS LED	DISTANCE	VEHICLE
1	350cc	Phil ATKINSON	1	4	11.87 miles	Yamaha TZ350

#### Flag History

TYPE	TIME OF DAY
GREEN	17:11:11.984
FINISH	17:19:56.329

#### Flag Statistics

TYPE	COUNT	TOTAL LAPS	TOTAL TIME
Green	1	4	10:54.104
Red	0	0	0.000
Safety Car	0	0	0.000
FCY	0	0	0.000

# BMCRC - MRO Championships 2024 - Rnd 3 @ Snetterton 300

## GP Originals

### RACE 14 - STATISTICS

CLASS : 350cc

5 Starters

#### Fastest Lap History

NO	NAME	LAP TIME	TIME OF DAY	LAP	VEHICLE
1	Phil ATKINSON	2:09.103	17:15:37.405	2	Yamaha TZ350

#### Leader History

NO	NAME	FROM LAP	LAPS LED	DISTANCE	VEHICLE
1	Phil ATKINSON	1	4	11.87 miles	Yamaha TZ350

# BMCRC - MRO Championships 2024 - Rnd 3 @ Snetterton 300

## GP Originals

### RACE 14 - STATISTICS

CLASS : GP Mas

6 Starters

#### Fastest Lap History

NO	NAME	LAP TIME	TIME OF DAY	LAP	VEHICLE
142	John BOLSOVER	2:13.019	17:15:43.635	2	Yamaha TZ

#### Leader History

NO	NAME	FROM LAP	LAPS LED	DISTANCE	VEHICLE
142	John BOLSOVER	1	4	11.87 miles	Yamaha TZ

# BMCRC - MRO Championships 2024 - Rnd 3 @ Snetterton 300

## GP Originals

### RACE 14 - STATISTICS

CLASS : 250cc

3 Starters

#### Fastest Lap History

NO	NAME	LAP TIME	TIME OF DAY	LAP	VEHICLE
27	Mark LINTON	2:16.591	17:15:54.094	2	Yamaha TZ 250L
27	Mark LINTON	2:16.082	17:18:10.175	3	Yamaha TZ 250L

#### Leader History

NO	NAME	FROM LAP	LAPS LED	DISTANCE	VEHICLE
27	Mark LINTON	1	4	11.87 miles	Yamaha TZ 250L

BMCRC - MRO Championships 2024 - Rnd 3 @ Snetterton 300



GP Originals

RACE 3 - GRID (6 Laps)

ROW 6	16	95	John LEA									
ROW 5	15	37	Simon VANDERPLANK	14	20	Michael GRIGSON	13	67	Nigel DEARDEN	2:38.329		
ROW 4	12	42	Sian BROOKS	2:23.059	11	27	Mark LINTON	2:16.082	10	46	Grant GOODINGS	2:15.889
ROW 3	9	14	Andrew GREEN	2:15.867	8	38	Darrell HIGGINS	2:15.674	7	8	Nick WILLIAMSON	2:15.143
ROW 2	6	55	Roy CHAPMAN	2:13.997	5	142	John BOLSOVER	2:13.019	4	26	Josh WAINWRIGHT	2:10.495
ROW 1	3	31	Phil STEAD	2:10.454	2	97	Andrew TAYLOR	2:10.074	1	1	Phil ATKINSON	2:09.103
												<b>Pole</b>

These results are provisional until the conclusion of any judicial and technical matters.

Snetterton 300: 2.9689 miles

Clerk Of Course:	Stewards:	Timekeeper:	<i>Craig Smith</i>	
------------------	-----------	-------------	--------------------	--

Results can be found at [www.tsl-timing.com](http://www.tsl-timing.com)

Printed - 17:23 Saturday, 04 May 2024





# BMCRC - MRO Championships 2024 - Rnd 3 @ Snetterton 300



## GP Originals

### RACE 3 - CLASSIFICATION

Race Distance: 5 Laps / 14.84 miles

POS	NO	CL	PIC	NAME	ENTRY	LAPS	TIME	GAP	DIFF	MPH	BEST	ON	GRD	↑↓
1	1	350cc	1	Phil ATKINSON	Yamaha TZ350 - ROSE MOT/Q Oil Treatments	5	10:45.883			82.74	2:07.172	3	1	0
2	31	350cc	2	Phil STEAD	Yamaha TZ 250L - Dynojet	5	10:53.714	7.831	7.831	81.74	2:07.636	2	3	1
3	97	350cc	3	Andrew TAYLOR	- J B Taylor construction	5	11:02.372	16.489	8.658	80.68	2:10.511	3	2	-1
4	26	350cc	4	Josh WAINWRIGHT	Yamaha TZ350 - JW MOT Centre	5	11:03.194	17.311	0.822	80.58	2:11.187	3	4	0
5	142	GP Mas	1	John BOLSOVER	Yamaha TZ - Dannisport Racing Leathers	5	11:04.870	18.987	1.676	80.37	2:11.115	2	5	0
6	55	GP Mas	2	Roy CHAPMAN	Yamaha TZ350 - Self	5	11:19.090	33.207	14.220	78.69	2:12.963	5	6	0
7	8	GP Mas	3	Nick WILLIAMSON	Yamaha TZ350G - rbm	5	11:21.897	36.014	2.807	78.37	2:14.128	5	7	0
8	46	GP Mas	4	Grant GOODINGS	Yamaha TZ350 - DG Racing	5	11:22.665	36.782	0.768	78.28	2:13.872	5	10	2
9	38	GP Mas	5	Darrell HIGGINS	Yamaha TZ350 - Dennis trollope racing	5	11:23.408	37.525	0.743	78.19	2:14.849	2	8	-1
10	27	250cc	1	Mark LINTON	Yamaha TZ 250L - Wapping Organ Company	5	11:23.723	37.840	0.315	78.16	2:14.471	5	11	1
11	14	350cc	5	Andrew GREEN	Yamaha RD250 - RAFMSA	5	11:41.757	55.874	18.034	76.15	2:17.419	2	9	-2
12	42	250cc	2	Sian BROOKS	Yamaha TZ - Spyre Ltd	5	12:01.256	1:15.373	19.499	74.09	2:22.073	5	12	0
13	20	250cc	3	Michael GRIGSON	Yamaha TZ250L - Precision Automation	5	12:22.091	1:36.208	20.835	72.01	2:26.831	5	14	1
14	67	GP Mas	6	Nigel DEARDEN	Yamaha TZ350G - Reivers Wholesale Ltd	5	13:07.157	2:21.274	45.066	67.89	2:35.657	3	13	-1

#### FASTEST LAP

1	350cc	Phil ATKINSON	Yamaha TZ350 - ROSE MOT/Q Oil Treatments	3	2:07.172	84.04 mph	135.25 kph
142	GP Mas	John BOLSOVER	Yamaha TZ - Dannisport Racing Leathers	2	2:11.115	81.51 mph	131.18 kph
27	250cc	Mark LINTON	Yamaha TZ 250L - Wapping Organ Company	5	2:14.471	79.48 mph	127.91 kph

#### Comments:

Class 350cc - 92.5% of Race Speed = 76.53 mph

Class GP Mas - 92.5% of Race Speed = 74.34 mph

Class 250cc - 92.5% of Race Speed = 72.29 mph

Weather / Track : Cloudy / Dry

Date: 05/05/2024 Start: 10:58 Finish: 11:08

These results are provisional until the conclusion of any judicial and technical matters.

Snetterton 300: 2.9689 miles

Clerk Of Course:	Stewards:	Timekeeper:	<i>Craig Smith</i>	
------------------	-----------	-------------	--------------------	--

Results can be found at [www.tsl-timing.com](http://www.tsl-timing.com)

Printed - 11:11 Sunday, 05 May 2024



# BMCRC - MRO Championships 2024 - Rnd 3 @ Snetterton 300

## GP Originals

### RACE 3 - LAP CHART

LAP 1 @ 11:00:24.821			LAP 2 @ 11:02:32.344			LAP 3 @ 11:04:39.516			LAP 4 @ 11:06:46.977			LAP 5 @ 11:08:56.329		
NO	BEHIND	LAP TIME	NO	BEHIND	LAP TIME	NO	BEHIND	LAP TIME	NO	BEHIND	LAP TIME	NO	BEHIND	LAP TIME
1		2:14.375	1		2:07.523	1		2:07.172	1		2:07.461	1		2:09.352
31	0.067	2:14.442	31	0.180	2:07.636	31	1.392	2:08.384	31	3.183	2:09.252	31	7.831	2:14.000
26	2.603	2:16.978	26	6.425	2:11.345	26	10.440	2:11.187	26	14.522	2:11.543	97	16.489	2:11.280
142	3.431	2:17.806	142	7.023	2:11.115	97	11.004	2:10.511	97	14.561	2:11.018	26	17.311	2:12.141
97	4.618	2:18.993	97	7.665	2:10.570	142	12.128	2:12.277	142	16.455	2:11.788	142	18.987	2:11.884
8	7.020	2:21.395	38	14.432	2:14.849	55	22.782	2:15.098	55	29.596	2:14.275	55	33.207	2:12.963
38	7.106	2:21.481	55	14.856	2:14.026	38	23.369	2:16.109	8	31.238	2:14.860	8	36.014	2:14.128
46	8.065	2:22.440	8	14.865	2:15.368	8	23.839	2:16.146	38	31.352	2:15.444	46	36.782	2:13.872
55	8.353	2:22.728	46	15.442	2:14.900	46	24.208	2:15.938	46	32.262	2:15.515	38	37.525	2:15.525
27	8.532	2:22.907	27	15.906	2:14.897	27	24.815	2:16.081	27	32.721	2:15.367	27	37.840	2:14.471
14	11.509	2:25.884	14	21.405	2:17.419	14	32.619	2:18.386	14	44.906	2:19.748	14	55.874	2:20.320
42	15.597	2:29.972	42	31.490	2:23.416	42	47.542	2:23.224	42	1:02.652	2:22.571	42	1:15.373	2:22.073
20	17.783	2:32.158	20	37.124	2:26.864	20	58.152	2:28.200	20	1:18.729	2:28.038	20	1:36.208	2:26.831
67	28.269	2:42.644	67	56.484	2:35.738	67	1:24.969	2:35.657	67	1:53.799	2:36.291	67	2:21.274	2:36.827

# BMCRC - MRO Championships 2024 - Rnd 3 @ Snetterton 300

## GP Originals

### RACE 3 - POSITION CHART

No	Name	Lap Pos	Lap				
			1	2	3	4	5
1	ATKINSON	1	1	1	1	1	1
97	TAYLOR	2	31	31	31	31	31
31	STEAD	3	26	26	26	26	97
26	WAINWRIGHT	4	142	142	97	97	26
142	BOLSOVER	5	97	97	142	142	142
55	CHAPMAN	6	8	38	55	55	55
8	WILLIAMSON	7	38	55	38	8	8
38	HIGGINS	8	46	8	8	38	46
14	GREEN	9	55	46	46	46	38
46	GOODINGS	10	27	27	27	27	27
27	LINTON	11	14	14	14	14	14
42	BROOKS	12	42	42	42	42	42
67	DEARDEN	13	20	20	20	20	20
20	GRIGSON	14	67	67	67	67	67

# BMCRC - MRO Championships 2024 - Rnd 3 @ Snetterton 300

## GP Originals

### RACE 3 - SECTOR ANALYSIS



SECTOR 1 = FL to I1, SECTOR 2 = I1 to FL, DIFF = Difference To Personal Best Lap, P = Crossed Finish Line in Pit Lane, D = Time Disallowed

P1		1 350cc	Phil ATKINSON	Yamaha TZ350 - ROSE MOT/Q Oil Treatments		
IDEAL LAP TIME : 2:07.044		BEST LAP TIME : 2:07.172		DIFFERENCE : 0.128		
LAP	SECTOR 1	SECTOR 2	LAP TIME	MPH	DIFF	TIME OF DAY
1 -		42.605	2:14.375	79.53	7.203	11:00:24.821
2 -	<b>1:25.017</b>	42.506	2:07.523 (3)	83.81	0.351	11:02:32.344
3 -	1:25.145	<b>42.027</b>	<b>2:07.172 (1)</b>	<b>84.04</b>		<b>11:04:39.516</b>
4 -	1:25.313	42.148	2:07.461 (2)	83.85	0.289	11:06:46.977
5 -	1:25.894	43.458	2:09.352	82.62	2.180	11:08:56.329

P2		31 350cc	Phil STEAD	Yamaha TZ 250L - Dynojet		
IDEAL LAP TIME : 2:07.079		BEST LAP TIME : 2:07.636		DIFFERENCE : 0.557		
LAP	SECTOR 1	SECTOR 2	LAP TIME	MPH	DIFF	TIME OF DAY
1 -		<b>42.165</b>	2:14.442	79.49	6.806	11:00:24.888
2 -	<b>1:24.914</b>	42.722	<b>2:07.636 (1)</b>	<b>83.73</b>		<b>11:02:32.524</b>
3 -	1:25.885	42.499	2:08.384 (2)	83.25	0.748	11:04:40.908
4 -	1:26.227	43.025	2:09.252 (3)	82.69	1.616	11:06:50.160
5 -	1:29.485	44.515	2:14.000	79.76	6.364	11:09:04.160

P3		97 350cc	Andrew TAYLOR	- J B Taylor construction		
IDEAL LAP TIME : 2:09.844		BEST LAP TIME : 2:10.511		DIFFERENCE : 0.667		
LAP	SECTOR 1	SECTOR 2	LAP TIME	MPH	DIFF	TIME OF DAY
1 -		44.578	2:18.993	76.89	8.482	11:00:29.439
2 -	1:27.316	43.254	2:10.570 (2)	81.85	0.059	11:02:40.009
3 -	<b>1:26.601</b>	43.910	<b>2:10.511 (1)</b>	<b>81.89</b>		<b>11:04:50.520</b>
4 -	1:27.493	43.525	2:11.018 (3)	81.57	0.507	11:07:01.538
5 -	1:28.037	<b>43.243</b>	2:11.280	81.41	0.769	11:09:12.818

P4		26 350cc	Josh WAINWRIGHT	Yamaha TZ350 - JW MOT Centre		
IDEAL LAP TIME : 2:11.075		BEST LAP TIME : 2:11.187		DIFFERENCE : 0.112		
LAP	SECTOR 1	SECTOR 2	LAP TIME	MPH	DIFF	TIME OF DAY
1 -		43.770	2:16.978	78.02	5.791	11:00:27.424
2 -	1:27.826	<b>43.519</b>	2:11.345 (2)	81.37	0.158	11:02:38.769
3 -	<b>1:27.556</b>	43.631	<b>2:11.187 (1)</b>	<b>81.47</b>		<b>11:04:49.956</b>
4 -	1:27.778	43.765	2:11.543 (3)	81.25	0.356	11:07:01.499
5 -	1:28.497	43.644	2:12.141	80.88	0.954	11:09:13.640

P5		142 GP Mas	John BOLSOVER	Yamaha TZ - Dannisport Racing Leathers		
IDEAL LAP TIME : 2:11.001		BEST LAP TIME : 2:11.115		DIFFERENCE : 0.114		
LAP	SECTOR 1	SECTOR 2	LAP TIME	MPH	DIFF	TIME OF DAY
1 -		44.023	2:17.806	77.55	6.691	11:00:28.252
2 -	<b>1:27.419</b>	43.696	<b>2:11.115 (1)</b>	<b>81.51</b>		<b>11:02:39.367</b>
3 -	1:28.172	44.105	2:12.277	80.80	1.162	11:04:51.644
4 -	1:27.927	43.861	2:11.788 (2)	81.10	0.673	11:07:03.432
5 -	1:28.302	<b>43.582</b>	2:11.884 (3)	81.04	0.769	11:09:15.316

P6		55 GP Mas	Roy CHAPMAN	Yamaha TZ350 - Self		
IDEAL LAP TIME : 2:12.963		BEST LAP TIME : 2:12.963		DIFFERENCE : 0.000		
LAP	SECTOR 1	SECTOR 2	LAP TIME	MPH	DIFF	TIME OF DAY
1 -		44.698	2:22.728	74.88	9.765	11:00:33.174
2 -	1:29.248	44.778	2:14.026 (2)	79.74	1.063	11:02:47.200
3 -	1:30.859	44.239	2:15.098	79.11	2.135	11:05:02.298
4 -	1:29.848	44.427	2:14.275 (3)	79.59	1.312	11:07:16.573
5 -	<b>1:28.912</b>	<b>44.051</b>	<b>2:12.963 (1)</b>	<b>80.38</b>		<b>11:09:29.536</b>

# BMCRC - MRO Championships 2024 - Rnd 3 @ Snetterton 300

## GP Originals

### RACE 3 - SECTOR ANALYSIS



SECTOR 1 = FL to I1, SECTOR 2 = I1 to FL, DIFF = Difference To Personal Best Lap, P = Crossed Finish Line in Pit Lane, D = Time Disallowed

P7 8 GP Mas Nick WILLIAMSON		Yamaha TZ350G - rbm				
IDEAL LAP TIME : 2:13.998		BEST LAP TIME : 2:14.128		DIFFERENCE : 0.130		
LAP	SECTOR 1	SECTOR 2	LAP TIME	MPH	DIFF	TIME OF DAY
1 -		44.768	2:21.395	75.59	7.267	11:00:31.841
2 -	1:30.306	45.062	2:15.368 (3)	78.95	1.240	11:02:47.209
3 -	1:31.301	44.845	2:16.146	78.50	2.018	11:05:03.355
4 -	1:30.534	<b>44.326</b>	2:14.860 (2)	79.25	0.732	11:07:18.215
5 -	<b>1:29.672</b>	44.456	<b>2:14.128 (1)</b>	<b>79.68</b>		<b>11:09:32.343</b>

P8 46 GP Mas Grant GOODINGS		Yamaha TZ350 - DG Racing				
IDEAL LAP TIME : 2:13.872		BEST LAP TIME : 2:13.872		DIFFERENCE : 0.000		
LAP	SECTOR 1	SECTOR 2	LAP TIME	MPH	DIFF	TIME OF DAY
1 -		44.871	2:22.440	75.03	8.568	11:00:32.886
2 -	1:30.229	44.671	2:14.900 (2)	79.22	1.028	11:02:47.786
3 -	1:30.855	45.083	2:15.938	78.62	2.066	11:05:03.724
4 -	1:31.005	44.510	2:15.515 (3)	78.87	1.643	11:07:19.239
5 -	<b>1:29.457</b>	<b>44.415</b>	<b>2:13.872 (1)</b>	<b>79.83</b>		<b>11:09:33.111</b>

P9 38 GP Mas Darrell HIGGINS		Yamaha TZ350 - Dennis trollope racing				
IDEAL LAP TIME : 2:14.376		BEST LAP TIME : 2:14.849		DIFFERENCE : 0.473		
LAP	SECTOR 1	SECTOR 2	LAP TIME	MPH	DIFF	TIME OF DAY
1 -		<b>44.525</b>	2:21.481	75.54	6.632	11:00:31.927
2 -	<b>1:29.851</b>	44.998	<b>2:14.849 (1)</b>	<b>79.25</b>		<b>11:02:46.776</b>
3 -	1:31.346	44.763	2:16.109	78.52	1.260	11:05:02.885
4 -	1:30.334	45.110	2:15.444 (2)	78.91	0.595	11:07:18.329
5 -	1:30.915	44.610	2:15.525 (3)	78.86	0.676	11:09:33.854

P10 27 250cc Mark LINTON		Yamaha TZ 250L - Wapping Organ Company				
IDEAL LAP TIME : 2:14.179		BEST LAP TIME : 2:14.471		DIFFERENCE : 0.292		
LAP	SECTOR 1	SECTOR 2	LAP TIME	MPH	DIFF	TIME OF DAY
1 -		45.124	2:22.907	74.79	8.436	11:00:33.353
2 -	<b>1:29.950</b>	44.947	2:14.897 (2)	79.23	0.426	11:02:48.250
3 -	1:31.097	44.984	2:16.081	78.54	1.610	11:05:04.331
4 -	1:30.563	44.804	2:15.367 (3)	78.95	0.896	11:07:19.698
5 -	1:30.242	<b>44.229</b>	<b>2:14.471 (1)</b>	<b>79.48</b>		<b>11:09:34.169</b>

P11 14 350cc Andrew GREEN		Yamaha RD250 - RAFMSA				
IDEAL LAP TIME : 2:16.942		BEST LAP TIME : 2:17.419		DIFFERENCE : 0.477		
LAP	SECTOR 1	SECTOR 2	LAP TIME	MPH	DIFF	TIME OF DAY
1 -		<b>45.965</b>	2:25.884	73.26	8.465	11:00:36.330
2 -	<b>1:30.977</b>	46.442	<b>2:17.419 (1)</b>	<b>77.77</b>		<b>11:02:53.749</b>
3 -	1:31.729	46.657	2:18.386 (2)	77.23	0.967	11:05:12.135
4 -	1:33.043	46.705	2:19.748 (3)	76.48	2.329	11:07:31.883
5 -	1:33.343	46.977	2:20.320	76.16	2.901	11:09:52.203

P12 42 250cc Sian BROOKS		Yamaha TZ - Spyre Ltd				
IDEAL LAP TIME : 2:22.024		BEST LAP TIME : 2:22.073		DIFFERENCE : 0.049		
LAP	SECTOR 1	SECTOR 2	LAP TIME	MPH	DIFF	TIME OF DAY
1 -		47.867	2:29.972	71.26	7.899	11:00:40.418
2 -	1:35.504	47.912	2:23.416	74.52	1.343	11:03:03.834
3 -	1:35.582	<b>47.642</b>	2:23.224 (3)	74.62	1.151	11:05:27.058
4 -	1:34.607	47.964	2:22.571 (2)	74.96	0.498	11:07:49.629
5 -	<b>1:34.382</b>	47.691	<b>2:22.073 (1)</b>	<b>75.22</b>		<b>11:10:11.702</b>

# BMCRC - MRO Championships 2024 - Rnd 3 @ Snetterton 300

## GP Originals

### RACE 3 - SECTOR ANALYSIS



SECTOR 1 = FL to I1, SECTOR 2 = I1 to FL, DIFF = Difference To Personal Best Lap, P = Crossed Finish Line in Pit Lane, D = Time Disallowed

<b>P13 20 250cc Michael GRIGSON</b>		Yamaha TZ250L - Precision Automation				
IDEAL LAP TIME : 2:26.443		BEST LAP TIME : 2:26.831		DIFFERENCE : 0.388		
LAP	SECTOR 1	SECTOR 2	LAP TIME	MPH	DIFF	TIME OF DAY
1 -		<b>48.385</b>	2:32.158	70.24	5.327	11:00:42.604
2 -	<b>1:38.058</b>	48.806	2:26.864 (2)	72.77	0.033	11:03:09.468
3 -	1:38.894	49.306	2:28.200	72.11	1.369	11:05:37.668
4 -	1:38.951	49.087	2:28.038 (3)	72.19	1.207	11:08:05.706
5 -	1:38.075	48.756	<b>2:26.831 (1)</b>	<b>72.79</b>		<b>11:10:32.537</b>

<b>P14 67 GP Mas Nigel DEARDEN</b>		Yamaha TZ350G - Reivers Wholesale Ltd				
IDEAL LAP TIME : 2:34.802		BEST LAP TIME : 2:35.657		DIFFERENCE : 0.855		
LAP	SECTOR 1	SECTOR 2	LAP TIME	MPH	DIFF	TIME OF DAY
1 -		52.278	2:42.644	65.71	6.987	11:00:53.090
2 -	<b>1:43.246</b>	52.492	2:35.738 (2)	68.62	0.081	11:03:28.828
3 -	1:44.101	<b>51.556</b>	<b>2:35.657 (1)</b>	<b>68.66</b>		<b>11:06:04.485</b>
4 -	1:43.892	52.399	2:36.291 (3)	68.38	0.634	11:08:40.776
5 -	1:44.634	52.193	2:36.827	68.15	1.170	11:11:17.603

# BMCRC - MRO Championships 2024 - Rnd 3 @ Snetterton 300

## GP Originals

### RACE 3 - BEST SECTORS

SECTOR 1			SECTOR 2			IDEAL / BEST COMPARISON						
POS	NO	NAME	TIME	NO	NAME	TIME	POS	NO	NAME	IDEAL	BEST	DIFF
									<b>PERFECT LAP</b>	<b>2:06.941</b>		
1	31	STEAD	<b>1:24.914</b>	1	ATKINSON	<b>42.027</b>	1	1	ATKINSON	2:07.044	2:07.172	<b>0.128</b>
2	1	ATKINSON	<b>1:25.017</b>	31	STEAD	<b>42.165</b>	2	31	STEAD	2:07.079	2:07.636	<b>0.557</b>
3	97	TAYLOR	<b>1:26.601</b>	97	TAYLOR	<b>43.243</b>	3	97	TAYLOR	2:09.844	2:10.511	<b>0.667</b>
4	142	BOLSOVER	<b>1:27.419</b>	26	WAINWRIGHT	<b>43.519</b>	4	142	BOLSOVER	2:11.001	2:11.115	<b>0.114</b>
5	26	WAINWRIGHT	<b>1:27.556</b>	142	BOLSOVER	<b>43.582</b>	5	26	WAINWRIGHT	2:11.075	2:11.187	<b>0.112</b>
6	55	CHAPMAN	<b>1:28.912</b>	55	CHAPMAN	<b>44.051</b>	6	55	CHAPMAN	2:12.963	2:12.963	<b>0.000</b>
7	46	GOODINGS	<b>1:29.457</b>	27	LINTON	<b>44.229</b>	7	46	GOODINGS	2:13.872	2:13.872	<b>0.000</b>
8	8	WILLIAMSON	<b>1:29.672</b>	8	WILLIAMSON	<b>44.326</b>	8	8	WILLIAMSON	2:13.998	2:14.128	<b>0.130</b>
9	38	HIGGINS	<b>1:29.851</b>	46	GOODINGS	<b>44.415</b>	9	27	LINTON	2:14.179	2:14.471	<b>0.292</b>
10	27	LINTON	<b>1:29.950</b>	38	HIGGINS	<b>44.525</b>	10	38	HIGGINS	2:14.376	2:14.849	<b>0.473</b>
11	14	GREEN	<b>1:30.977</b>	14	GREEN	<b>45.965</b>	11	14	GREEN	2:16.942	2:17.419	<b>0.477</b>
12	42	BROOKS	<b>1:34.382</b>	42	BROOKS	<b>47.642</b>	12	42	BROOKS	2:22.024	2:22.073	<b>0.049</b>
13	20	GRIGSON	<b>1:38.058</b>	20	GRIGSON	<b>48.385</b>	13	20	GRIGSON	2:26.443	2:26.831	<b>0.388</b>
14	67	DEARDEN	<b>1:43.246</b>	67	DEARDEN	<b>51.556</b>	14	67	DEARDEN	2:34.802	2:35.657	<b>0.855</b>

# BMCRC - MRO Championships 2024 - Rnd 3 @ Snetterton 300

## GP Originals

### RACE 3 - STATISTICS

**Competitors Started** 14  
**Planned Start** 2024-05-05 @ 10:10:00.000  
**Actual Start** 2024-05-05 @ 10:58:10.445  
**Finish Time** 2024-05-05 @ 11:08:56.328  
**Track Length** 2.9689mi.  
**Total Laps** 70  
**Total Distance Covered** 207.8238mi.

#### Session Fastest Lap History

NO	CL	NAME	LAP TIME	TIME OF DAY	LAP	VEHICLE
1	350cc	Phil ATKINSON	2:07.523	11:02:32.347	2	Yamaha TZ350
1	350cc	Phil ATKINSON	2:07.172	11:04:39.519	3	Yamaha TZ350

#### Session Leader History

NO	CL	NAME	FROM LAP	LAPS LED	DISTANCE	VEHICLE
1	350cc	Phil ATKINSON	1	5	14.84 miles	Yamaha TZ350

#### Flag History

TYPE	TIME OF DAY
GREEN	10:58:10.445
FINISH	11:08:56.328

#### Flag Statistics

TYPE	COUNT	TOTAL LAPS	TOTAL TIME
Green	1	5	13:12.227
Red	0	0	0.000
Safety Car	0	0	0.000
FCY	0	0	0.000



# BMCRC - MRO Championships 2024 - Rnd 3 @ Snetterton 300

## GP Originals

### RACE 3 - STATISTICS

CLASS : 350cc

5 Starters

#### Fastest Lap History

NO	NAME	LAP TIME	TIME OF DAY	LAP	VEHICLE
1	Phil ATKINSON	<b>2:07.523</b>	11:02:32.347	2	Yamaha TZ350
1	Phil ATKINSON	<b>2:07.172</b>	11:04:39.519	3	Yamaha TZ350

#### Leader History

NO	NAME	FROM LAP	LAPS LED	DISTANCE	VEHICLE
1	Phil ATKINSON	1	5	14.84 miles	Yamaha TZ350

# BMCRC - MRO Championships 2024 - Rnd 3 @ Snetterton 300

## GP Originals

### RACE 3 - STATISTICS

**CLASS : GP Mas**

6 Starters

#### Fastest Lap History

NO	NAME	LAP TIME	TIME OF DAY	LAP	VEHICLE
142	John BOLSOVER	2:11.115	11:02:39.379	2	Yamaha TZ

#### Leader History

NO	NAME	FROM LAP	LAPS LED	DISTANCE	VEHICLE
142	John BOLSOVER	1	5	14.84 miles	Yamaha TZ

# BMCRC - MRO Championships 2024 - Rnd 3 @ Snetterton 300

## GP Originals

### RACE 3 - STATISTICS

CLASS : 250cc

3 Starters

#### Fastest Lap History

NO	NAME	LAP TIME	TIME OF DAY	LAP	VEHICLE
27	Mark LINTON	2:14.897	11:02:48.256	2	Yamaha TZ 250L
27	Mark LINTON	2:14.471	11:09:34.176	5	Yamaha TZ 250L

#### Leader History

NO	NAME	FROM LAP	LAPS LED	DISTANCE	VEHICLE
27	Mark LINTON	1	5	14.84 miles	Yamaha TZ 250L

BMCRC - MRO Championships 2024 - Rnd 3 @ Snetterton 300

British Sidecar Championship

RACE 14 - GRID (5 Laps)



ROW 5	15	37	Simon VANDERPLANK	2:35.657	14	67	Nigel DEARDEN	2:26.831	13	20	Michael GRIGSON
ROW 4	12	42	Sian BROOKS	2:22.073	11	14	Andrew GREEN	2:17.419	10	38	Darrell HIGGINS
ROW 3	9	27	Mark LINTON	2:14.471	8	8	Nick WILLIAMSON	2:14.128	7	46	Grant GOODINGS
ROW 2	6	55	Roy CHAPMAN	2:12.963	5	26	Josh WAINWRIGHT	2:11.187	4	142	John BOLSOVER
ROW 1	3	97	Andrew TAYLOR	2:10.511	2	31	Phil STEAD	2:07.636	1	1	Phil ATKINSON
Pole											

These results are provisional until the conclusion of any judicial and technical matters.

Snetterton 300: 2.9689 miles

Clerk Of Course:	Stewards:	Timekeeper:	<i>Craig Smith</i>	
------------------	-----------	-------------	--------------------	--

Results can be found at [www.tsl-timing.com](http://www.tsl-timing.com)

Printed - 11:14 Sunday, 05 May 2024



# BMCRC - MRO Championships 2024 - Rnd 3 @ Snetterton 300



## GP Originals

### RACE 14 - CLASSIFICATION

Race Distance: 5 Laps / 14.84 miles

POS	NO	CL	PIC	NAME	ENTRY	LAPS	TIME	GAP	DIFF	MPH	BEST	ON	GRD	↑↓
1	1	350cc	1	Phil ATKINSON	Yamaha TZ350 - ROSE MOT/Q Oil Treatments	5	10:44.751			82.88	2:07.471	4	1	0
2	31	350cc	2	Phil STEAD	Yamaha TZ 250L - Dynojet	5	10:45.889	1.138	1.138	82.73	2:07.076	5	2	0
3	97	350cc	3	Andrew TAYLOR	- J B Taylor construction	5	10:58.119	13.368	12.230	81.20	2:09.694	2	3	0
4	142	GP Mas	1	John BOLSOVER	Yamaha TZ - Dannisport Racing Leathers	5	10:58.938	14.187	0.819	81.10	2:09.477	5	4	0
5	26	350cc	4	Josh WAINWRIGHT	Yamaha TZ350 - JW MOT Centre	5	11:05.805	21.054	6.867	80.26	2:10.761	2	5	0
6	55	GP Mas	2	Roy CHAPMAN	Yamaha TZ350 - Self	5	11:19.024	34.273	13.219	78.70	2:13.681	3	6	0
7	46	GP Mas	3	Grant GOODINGS	Yamaha TZ250 - DG Racing	5	11:24.817	40.066	5.793	78.03	2:14.955	5	7	0
8	8	GP Mas	4	Nick WILLIAMSON	Yamaha TZ350G - rbm	5	11:25.571	40.820	0.754	77.95	2:14.891	4	8	0
9	27	250cc	1	Mark LINTON	Yamaha TZ 250L - Wapping Organ Company	5	11:25.948	41.197	0.377	77.90	2:14.876	5	9	0
10	38	GP Mas	5	Darrell HIGGINS	Yamaha TZ350 - Dennis trollope racing	5	11:25.971	41.220	0.023	77.90	2:14.733	5	10	0
11	14	350cc	5	Andrew GREEN	Yamaha RD250 - RAFMSA	5	11:28.836	44.085	2.865	77.58	2:15.123	3	11	0
12	42	250cc	2	Sian BROOKS	Yamaha TZ - Spyre Ltd	5	12:01.754	1:17.003	32.918	74.04	2:21.834	5	12	0
13	20	250cc	3	Michael GRIGSON	Yamaha TZ250L - Precision Automation	5	13:11.104	2:26.353	1:09.350	67.55	2:34.224	2	13	0
14	67	GP Mas	6	Nigel DEARDEN	Yamaha TZ350G - Reivers Wholesale Ltd	5	13:17.653	2:32.902	6.549	66.99	2:38.466	4	14	0

#### FASTEST LAP

31	350cc	Phil STEAD	Yamaha TZ 250L - Dynojet	5	2:07.076	84.10 mph	135.35 kph
142	GP Mas	John BOLSOVER	Yamaha TZ - Dannisport Racing Leathers	5	2:09.477	82.54 mph	132.84 kph
27	250cc	Mark LINTON	Yamaha TZ 250L - Wapping Organ Company	5	2:14.876	79.24 mph	127.53 kph

#### Comments:

Class 350cc - 92.5% of Race Speed = 76.66 mph

Class GP Mas - 92.5% of Race Speed = 75.01 mph

Class 250cc - 92.5% of Race Speed = 72.05 mph

Weather / Track : Cloudy / Dry

Date: 05/05/2024 Start: 14:49 Finish: 15:00

These results are provisional until the conclusion of any judicial and technical matters.

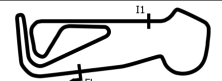
Snetterton 300: 2.9689 miles

Clerk Of Course:

Stewards:

Timekeeper:

*Craig Smith*



Results can be found at [www.tsl-timing.com](http://www.tsl-timing.com)

Printed - 15:03 Sunday, 05 May 2024



# BMCRC - MRO Championships 2024 - Rnd 3 @ Snetterton 300

## GP Originals

### RACE 14 - LAP CHART

LAP 1 @ 14:51:51.642			LAP 2 @ 14:53:59.441			LAP 3 @ 14:56:06.986			LAP 4 @ 14:58:14.457			LAP 5 @ 15:00:22.194		
NO	BEHIND	LAP TIME	NO	BEHIND	LAP TIME	NO	BEHIND	LAP TIME	NO	BEHIND	LAP TIME	NO	BEHIND	LAP TIME
1		2:14.199	1		2:07.799	1		2:07.545	1		2:07.471	1		2:07.737
31	1.565	2:15.764	31	1.869	2:08.103	31	1.981	2:07.657	31	1.799	2:07.289	31	1.138	2:07.076
97	2.943	2:17.142	97	4.838	2:09.694	97	7.864	2:10.571	97	10.556	2:10.163	97	13.368	2:10.549
26	3.682	2:17.881	26	6.644	2:10.761	142	10.153	2:10.579	142	12.447	2:09.765	142	14.187	2:09.477
142	3.926	2:18.125	142	7.119	2:10.992	26	10.563	2:11.464	26	15.218	2:12.126	26	21.054	2:13.573
8	7.884	2:22.083	55	15.797	2:15.162	55	21.933	2:13.681	55	28.166	2:13.704	55	34.273	2:13.844
38	8.373	2:22.572	38	16.068	2:15.494	38	24.628	2:16.105	8	32.402	2:14.891	46	40.066	2:14.955
55	8.434	2:22.633	46	17.437	2:15.765	8	24.982	2:14.944	46	32.848	2:15.211	8	40.820	2:16.155
27	9.218	2:23.417	27	17.513	2:16.094	46	25.108	2:15.216	27	34.058	2:16.013	27	41.197	2:14.876
46	9.471	2:23.670	8	17.583	2:17.498	27	25.516	2:15.548	38	34.224	2:17.067	38	41.220	2:14.733
14	10.356	2:24.555	14	18.798	2:16.241	14	26.376	2:15.123	14	35.450	2:16.545	14	44.085	2:16.372
42	15.358	2:29.557	42	32.551	2:24.992	42	48.539	2:23.533	42	1:02.906	2:21.838	42	1:17.003	2:21.834
20	24.769	2:38.968	20	51.194	2:34.224	20	1:21.935	2:38.286	20	1:53.985	2:39.521	20	2:26.353	2:40.105
67	27.587	2:41.786	67	58.805	2:39.017	67	1:30.738	2:39.478	67	2:01.733	2:38.466	67	2:32.902	2:38.906

# BMCRC - MRO Championships 2024 - Rnd 3 @ Snetterton 300

## GP Originals

### RACE 14 - POSITION CHART

No	Name	Lap					
		Pos	1	2	3	4	5
1	ATKINSON	1	1	1	1	1	1
31	STEAD	2	31	31	31	31	31
97	TAYLOR	3	97	97	97	97	97
142	BOLSOVER	4	26	26	142	142	142
26	WAINWRIGHT	5	142	142	26	26	26
55	CHAPMAN	6	8	55	55	55	55
46	GOODINGS	7	38	38	38	8	46
8	WILLIAMSON	8	55	46	8	46	8
27	LINTON	9	27	27	46	27	27
38	HIGGINS	10	46	8	27	38	38
14	GREEN	11	14	14	14	14	14
42	BROOKS	12	42	42	42	42	42
20	GRIGSON	13	20	20	20	20	20
67	DEARDEN	14	67	67	67	67	67

# BMCRC - MRO Championships 2024 - Rnd 3 @ Snetterton 300

## GP Originals

### RACE 14 - SECTOR ANALYSIS



SECTOR 1 = FL to I1, SECTOR 2 = I1 to FL, DIFF = Difference To Personal Best Lap, P = Crossed Finish Line in Pit Lane, D = Time Disallowed

P1		1 350cc Phil ATKINSON		Yamaha TZ350 - ROSE MOT/Q Oil Treatments		
IDEAL LAP TIME : 2:07.082		BEST LAP TIME : 2:07.471		DIFFERENCE : 0.389		
LAP	SECTOR 1	SECTOR 2	LAP TIME	MPH	DIFF	TIME OF DAY
1 -		42.584	2:14.199	79.64	6.728	14:51:51.642
2 -	1:25.485	42.314	2:07.799	83.63	0.328	14:53:59.441
3 -	1:25.362	42.183	2:07.545 (2)	83.79	0.074	14:56:06.986
4 -	1:25.412	<b>42.059</b>	<b>2:07.471 (1)</b>	<b>83.84</b>		<b>14:58:14.457</b>
5 -	<b>1:25.023</b>	42.714	2:07.737 (3)	83.67	0.266	15:00:22.194

P2		31 350cc Phil STEAD		Yamaha TZ 250L - Dynojet		
IDEAL LAP TIME : 2:07.076		BEST LAP TIME : 2:07.076		DIFFERENCE : 0.000		
LAP	SECTOR 1	SECTOR 2	LAP TIME	MPH	DIFF	TIME OF DAY
1 -		42.679	2:15.764	78.72	8.688	14:51:53.207
2 -	1:25.999	42.104	2:08.103	83.43	1.027	14:54:01.310
3 -	1:25.603	42.054	2:07.657 (3)	83.72	0.581	14:56:08.967
4 -	1:25.309	41.980	2:07.289 (2)	83.96	0.213	14:58:16.256
5 -	<b>1:25.103</b>	<b>41.973</b>	<b>2:07.076 (1)</b>	<b>84.10</b>		<b>15:00:23.332</b>

P3		97 350cc Andrew TAYLOR		- J B Taylor construction		
IDEAL LAP TIME : 2:09.573		BEST LAP TIME : 2:09.694		DIFFERENCE : 0.121		
LAP	SECTOR 1	SECTOR 2	LAP TIME	MPH	DIFF	TIME OF DAY
1 -		42.884	2:17.142	77.93	7.448	14:51:54.585
2 -	<b>1:26.747</b>	42.947	<b>2:09.694 (1)</b>	<b>82.40</b>		<b>14:54:04.279</b>
3 -	1:27.215	43.356	2:10.571	81.85	0.877	14:56:14.850
4 -	1:27.337	<b>42.826</b>	2:10.163 (2)	82.11	0.469	14:58:25.013
5 -	1:27.270	43.279	2:10.549 (3)	81.87	0.855	15:00:35.562

P4		142 GP Mas John BOLSOVER		Yamaha TZ - Dannisport Racing Leathers		
IDEAL LAP TIME : 2:09.188		BEST LAP TIME : 2:09.477		DIFFERENCE : 0.289		
LAP	SECTOR 1	SECTOR 2	LAP TIME	MPH	DIFF	TIME OF DAY
1 -		44.080	2:18.125	77.37	8.648	14:51:55.568
2 -	1:27.341	43.651	2:10.992	81.59	1.515	14:54:06.560
3 -	1:27.411	43.168	2:10.579 (3)	81.85	1.102	14:56:17.139
4 -	1:26.659	<b>43.106</b>	2:09.765 (2)	82.36	0.288	14:58:26.904
5 -	<b>1:26.082</b>	43.395	<b>2:09.477 (1)</b>	<b>82.54</b>		<b>15:00:36.381</b>

P5		26 350cc Josh WAINWRIGHT		Yamaha TZ350 - JW MOT Centre		
IDEAL LAP TIME : 2:10.761		BEST LAP TIME : 2:10.761		DIFFERENCE : 0.000		
LAP	SECTOR 1	SECTOR 2	LAP TIME	MPH	DIFF	TIME OF DAY
1 -		43.843	2:17.881	77.51	7.120	14:51:55.324
2 -	<b>1:27.361</b>	<b>43.400</b>	<b>2:10.761 (1)</b>	<b>81.73</b>		<b>14:54:06.085</b>
3 -	1:27.924	43.540	2:11.464 (2)	81.30	0.703	14:56:17.549
4 -	1:28.254	43.872	2:12.126 (3)	80.89	1.365	14:58:29.675
5 -	1:28.970	44.603	2:13.573	80.01	2.812	15:00:43.248

P6		55 GP Mas Roy CHAPMAN		Yamaha TZ350 - Self		
IDEAL LAP TIME : 2:13.146		BEST LAP TIME : 2:13.681		DIFFERENCE : 0.535		
LAP	SECTOR 1	SECTOR 2	LAP TIME	MPH	DIFF	TIME OF DAY
1 -		44.697	2:22.633	74.93	8.952	14:52:00.076
2 -	1:30.628	44.534	2:15.162	79.07	1.481	14:54:15.238
3 -	<b>1:29.075</b>	44.606	<b>2:13.681 (1)</b>	<b>79.95</b>		<b>14:56:28.919</b>
4 -	1:29.633	<b>44.071</b>	2:13.704 (2)	79.93	0.023	14:58:42.623
5 -	1:29.142	44.702	2:13.844 (3)	79.85	0.163	15:00:56.467



# BMCRC - MRO Championships 2024 - Rnd 3 @ Snetterton 300

## GP Originals

### RACE 14 - SECTOR ANALYSIS



SECTOR 1 = FL to I1, SECTOR 2 = I1 to FL, DIFF = Difference To Personal Best Lap, P = Crossed Finish Line in Pit Lane, D = Time Disallowed

P7 46 GP Mas Grant GOODINGS			Yamaha TZ250 - DG Racing			
IDEAL LAP TIME : 2:14.650		BEST LAP TIME : 2:14.955		DIFFERENCE : 0.305		
LAP	SECTOR 1	SECTOR 2	LAP TIME	MPH	DIFF	TIME OF DAY
1 -		44.924	2:23.670	74.39	8.715	14:52:01.113
2 -	1:30.672	45.093	2:15.765	78.72	0.810	14:54:16.878
3 -	<b>1:30.101</b>	45.115	2:15.216 (3)	79.04	0.261	14:56:32.094
4 -	1:30.449	44.762	2:15.211 (2)	79.04	0.256	14:58:47.305
5 -	1:30.406	<b>44.549</b>	<b>2:14.955 (1)</b>	<b>79.19</b>		<b>15:01:02.260</b>

P8 8 GP Mas Nick WILLIAMSON			Yamaha TZ350G - rbm			
IDEAL LAP TIME : 2:13.980		BEST LAP TIME : 2:14.891		DIFFERENCE : 0.911		
LAP	SECTOR 1	SECTOR 2	LAP TIME	MPH	DIFF	TIME OF DAY
1 -		44.395	2:22.083	75.22	7.192	14:51:59.526
2 -	1:33.258	<b>44.240</b>	2:17.498	77.73	2.607	14:54:17.024
3 -	<b>1:29.740</b>	45.204	2:14.944 (2)	79.20	0.053	14:56:31.968
4 -	1:30.162	44.729	<b>2:14.891 (1)</b>	<b>79.23</b>		<b>14:58:46.859</b>
5 -	1:31.198	44.957	2:16.155 (3)	78.49	1.264	15:01:03.014

P9 27 250cc Mark LINTON			Yamaha TZ 250L - Wapping Organ Company			
IDEAL LAP TIME : 2:14.569		BEST LAP TIME : 2:14.876		DIFFERENCE : 0.307		
LAP	SECTOR 1	SECTOR 2	LAP TIME	MPH	DIFF	TIME OF DAY
1 -		45.495	2:23.417	74.52	8.541	14:52:00.860
2 -	1:31.235	44.859	2:16.094	78.53	1.218	14:54:16.954
3 -	<b>1:30.272</b>	45.276	2:15.548 (2)	78.85	0.672	14:56:32.502
4 -	1:31.329	44.684	2:16.013 (3)	78.58	1.137	14:58:48.515
5 -	1:30.579	<b>44.297</b>	<b>2:14.876 (1)</b>	<b>79.24</b>		<b>15:01:03.391</b>

P10 38 GP Mas Darrell HIGGINS			Yamaha TZ350 - Dennis trollope racing			
IDEAL LAP TIME : 2:14.058		BEST LAP TIME : 2:14.733		DIFFERENCE : 0.675		
LAP	SECTOR 1	SECTOR 2	LAP TIME	MPH	DIFF	TIME OF DAY
1 -		<b>44.703</b>	2:22.572	74.96	7.839	14:52:00.015
2 -	1:30.784	44.710	2:15.494 (2)	78.88	0.761	14:54:15.509
3 -	1:30.925	45.180	2:16.105 (3)	78.52	1.372	14:56:31.614
4 -	1:31.870	45.197	2:17.067	77.97	2.334	14:58:48.681
5 -	<b>1:29.355</b>	45.378	<b>2:14.733 (1)</b>	<b>79.32</b>		<b>15:01:03.414</b>

P11 14 350cc Andrew GREEN			Yamaha RD250 - RAFMSA			
IDEAL LAP TIME : 2:15.123		BEST LAP TIME : 2:15.123		DIFFERENCE : 0.000		
LAP	SECTOR 1	SECTOR 2	LAP TIME	MPH	DIFF	TIME OF DAY
1 -		45.627	2:24.555	73.93	9.432	14:52:01.998
2 -	1:30.826	45.415	2:16.241 (2)	78.44	1.118	14:54:18.239
3 -	<b>1:29.926</b>	<b>45.197</b>	<b>2:15.123 (1)</b>	<b>79.09</b>		<b>14:56:33.362</b>
4 -	1:31.152	45.393	2:16.545	78.27	1.422	14:58:49.907
5 -	1:30.861	45.511	2:16.372 (3)	78.37	1.249	15:01:06.279

P12 42 250cc Sian BROOKS			Yamaha TZ - Spyre Ltd			
IDEAL LAP TIME : 2:21.736		BEST LAP TIME : 2:21.834		DIFFERENCE : 0.098		
LAP	SECTOR 1	SECTOR 2	LAP TIME	MPH	DIFF	TIME OF DAY
1 -		47.398	2:29.557	71.46	7.723	14:52:07.000
2 -	1:36.718	48.274	2:24.992	73.71	3.158	14:54:31.992
3 -	1:35.754	47.779	2:23.533 (3)	74.46	1.699	14:56:55.525
4 -	1:34.744	<b>47.094</b>	2:21.838 (2)	75.35	0.004	14:59:17.363
5 -	<b>1:34.642</b>	47.192	<b>2:21.834 (1)</b>	<b>75.35</b>		<b>15:01:39.197</b>

# BMCRC - MRO Championships 2024 - Rnd 3 @ Snetterton 300

## GP Originals

### RACE 14 - SECTOR ANALYSIS



SECTOR 1 = FL to I1, SECTOR 2 = I1 to FL, DIFF = Difference To Personal Best Lap, P = Crossed Finish Line in Pit Lane, D = Time Disallowed

<b>P13 20 250cc Michael GRIGSON</b>			Yamaha TZ250L - Precision Automation			
IDEAL LAP TIME : 2:33.898		BEST LAP TIME : 2:34.224		DIFFERENCE : 0.326		
LAP	SECTOR 1	SECTOR 2	LAP TIME	MPH	DIFF	TIME OF DAY
1 -		<b>51.475</b>	2:38.968	67.23	4.744	14:52:16.411
2 -	<b>1:42.423</b>	51.801	<b>2:34.224 (1)</b>	<b>69.30</b>		<b>14:54:50.635</b>
3 -	1:45.619	52.667	2:38.286 (2)	67.52	4.062	14:57:28.921
4 -	1:47.139	52.382	2:39.521 (3)	67.00	5.297	15:00:08.442
5 -	1:47.259	52.846	2:40.105	66.75	5.881	15:02:48.547

<b>P14 67 GP Mas Nigel DEARDEN</b>			Yamaha TZ350G - Reivers Wholesale Ltd			
IDEAL LAP TIME : 2:36.948		BEST LAP TIME : 2:38.466		DIFFERENCE : 1.518		
LAP	SECTOR 1	SECTOR 2	LAP TIME	MPH	DIFF	TIME OF DAY
1 -		<b>51.672</b>	2:41.786	66.06	3.320	14:52:19.229
2 -	1:45.752	53.265	2:39.017 (3)	67.21	0.551	14:54:58.246
3 -	1:46.286	53.192	2:39.478	67.01	1.012	14:57:37.724
4 -	<b>1:45.276</b>	53.190	<b>2:38.466 (1)</b>	<b>67.44</b>		<b>15:00:16.190</b>
5 -	1:45.565	53.341	2:38.906 (2)	67.26	0.440	15:02:55.096

# BMCRC - MRO Championships 2024 - Rnd 3 @ Snetterton 300

## GP Originals

### RACE 14 - BEST SECTORS

SECTOR 1			SECTOR 2			IDEAL / BEST COMPARISON						
POS	NO	NAME	TIME	NO	NAME	TIME	POS	NO	NAME	IDEAL	BEST	DIFF
									<b>PERFECT LAP</b>	<b>2:06.996</b>		
1	1	ATKINSON	<b>1:25.023</b>	31	STEAD	<b>41.973</b>	1	31	STEAD	2:07.076	2:07.076	<b>0.000</b>
2	31	STEAD	<b>1:25.103</b>	1	ATKINSON	<b>42.059</b>	2	1	ATKINSON	2:07.082	2:07.471	<b>0.389</b>
3	142	BOLSOVER	<b>1:26.082</b>	97	TAYLOR	<b>42.826</b>	3	142	BOLSOVER	2:09.188	2:09.477	<b>0.289</b>
4	97	TAYLOR	<b>1:26.747</b>	142	BOLSOVER	<b>43.106</b>	4	97	TAYLOR	2:09.573	2:09.694	<b>0.121</b>
5	26	WAINWRIGHT	<b>1:27.361</b>	26	WAINWRIGHT	<b>43.400</b>	5	26	WAINWRIGHT	2:10.761	2:10.761	<b>0.000</b>
6	55	CHAPMAN	<b>1:29.075</b>	55	CHAPMAN	<b>44.071</b>	6	55	CHAPMAN	2:13.146	2:13.681	<b>0.535</b>
7	38	HIGGINS	<b>1:29.355</b>	8	WILLIAMSON	<b>44.240</b>	7	8	WILLIAMSON	2:13.980	2:14.891	<b>0.911</b>
8	8	WILLIAMSON	<b>1:29.740</b>	27	LINTON	<b>44.297</b>	8	38	HIGGINS	2:14.058	2:14.733	<b>0.675</b>
9	14	GREEN	<b>1:29.926</b>	46	GOODINGS	<b>44.549</b>	9	27	LINTON	2:14.569	2:14.876	<b>0.307</b>
10	46	GOODINGS	<b>1:30.101</b>	38	HIGGINS	<b>44.703</b>	10	46	GOODINGS	2:14.650	2:14.955	<b>0.305</b>
11	27	LINTON	<b>1:30.272</b>	14	GREEN	<b>45.197</b>	11	14	GREEN	2:15.123	2:15.123	<b>0.000</b>
12	42	BROOKS	<b>1:34.642</b>	42	BROOKS	<b>47.094</b>	12	42	BROOKS	2:21.736	2:21.834	<b>0.098</b>
13	20	GRIGSON	<b>1:42.423</b>	20	GRIGSON	<b>51.475</b>	13	20	GRIGSON	2:33.898	2:34.224	<b>0.326</b>
14	67	DEARDEN	<b>1:45.276</b>	67	DEARDEN	<b>51.672</b>	14	67	DEARDEN	2:36.948	2:38.466	<b>1.518</b>

# BMCRC - MRO Championships 2024 - Rnd 3 @ Snetterton 300

## GP Originals

### RACE 14 - STATISTICS

<b>Competitors Started</b>	14
<b>Planned Start</b>	2024-05-05 @ 14:20:00.000
<b>Actual Start</b>	2024-05-05 @ 14:49:37.442
<b>Finish Time</b>	2024-05-05 @ 15:00:22.193
<b>Track Length</b>	2.9689mi.
<b>Total Laps</b>	70
<b>Total Distance Covered</b>	207.8238mi.

#### Session Fastest Lap History

NO	CL	NAME	LAP TIME	TIME OF DAY	LAP	VEHICLE
1	350cc	Phil ATKINSON	2:07.799	14:53:59.444	2	Yamaha TZ350
1	350cc	Phil ATKINSON	2:07.545	14:56:06.989	3	Yamaha TZ350
1	350cc	Phil ATKINSON	2:07.471	14:58:14.460	4	Yamaha TZ350
31	350cc	Phil STEAD	2:07.289	14:58:16.262	4	Yamaha TZ 250L
31	350cc	Phil STEAD	2:07.076	15:00:23.338	5	Yamaha TZ 250L

#### Session Leader History

NO	CL	NAME	FROM LAP	LAPS LED	DISTANCE	VEHICLE
1	350cc	Phil ATKINSON	1	5	14.84 miles	Yamaha TZ350

#### Flag History

TYPE	TIME OF DAY
GREEN	14:49:37.442
FINISH	15:00:22.193

#### Flag Statistics

TYPE	COUNT	TOTAL LAPS	TOTAL TIME
Green	1	5	13:24.680
Red	0	0	0.000
Safety Car	0	0	0.000
FCY	0	0	0.000

# BMCRC - MRO Championships 2024 - Rnd 3 @ Snetterton 300

## GP Originals

### RACE 14 - STATISTICS

CLASS : 350cc

5 Starters

#### Fastest Lap History

NO	NAME	LAP TIME	TIME OF DAY	LAP	VEHICLE
1	Phil ATKINSON	<b>2:07.799</b>	14:53:59.444	2	Yamaha TZ350
1	Phil ATKINSON	<b>2:07.545</b>	14:56:06.989	3	Yamaha TZ350
1	Phil ATKINSON	<b>2:07.471</b>	14:58:14.460	4	Yamaha TZ350
31	Phil STEAD	<b>2:07.289</b>	14:58:16.262	4	Yamaha TZ 250L
31	Phil STEAD	<b>2:07.076</b>	15:00:23.338	5	Yamaha TZ 250L

#### Leader History

NO	NAME	FROM LAP	LAPS LED	DISTANCE	VEHICLE
1	Phil ATKINSON	1	5	14.84 miles	Yamaha TZ350

# BMCRC - MRO Championships 2024 - Rnd 3 @ Snetterton 300

## GP Originals

### RACE 14 - STATISTICS

CLASS : GP Mas

6 Starters

#### Fastest Lap History

NO	NAME	LAP TIME	TIME OF DAY	LAP	VEHICLE
142	John BOLSOVER	<b>2:10.992</b>	14:54:06.572	2	Yamaha TZ
142	John BOLSOVER	<b>2:10.579</b>	14:56:17.151	3	Yamaha TZ
142	John BOLSOVER	<b>2:09.765</b>	14:58:26.917	4	Yamaha TZ
142	John BOLSOVER	<b>2:09.477</b>	15:00:36.393	5	Yamaha TZ

#### Leader History

NO	NAME	FROM LAP	LAPS LED	DISTANCE	VEHICLE
142	John BOLSOVER	1	5	14.84 miles	Yamaha TZ

# BMCRC - MRO Championships 2024 - Rnd 3 @ Snetterton 300

## GP Originals

### RACE 14 - STATISTICS

CLASS : 250cc

3 Starters

#### Fastest Lap History

NO	NAME	LAP TIME	TIME OF DAY	LAP	VEHICLE
27	Mark LINTON	<b>2:16.094</b>	14:54:16.960	2	Yamaha TZ 250L
27	Mark LINTON	<b>2:15.548</b>	14:56:32.507	3	Yamaha TZ 250L
27	Mark LINTON	<b>2:14.876</b>	15:01:03.397	5	Yamaha TZ 250L

#### Leader History

NO	NAME	FROM LAP	LAPS LED	DISTANCE	VEHICLE
27	Mark LINTON	1	5	14.84 miles	Yamaha TZ 250L



# DART MOTORSPORT MRO 600 / DART MOTORSPORT MRO CLUBMAN 600 / T3 TONY SCOTT MOTORSPORT MOTO EVO & STEET EVO



BMCRC-MRO Championships - Round 3  
Snetterton 300  
4<sup>th</sup> / 5<sup>th</sup> May 2024



Timing & Results Provided by Timing Solutions Ltd

[www.tsl-timing.com](http://www.tsl-timing.com)

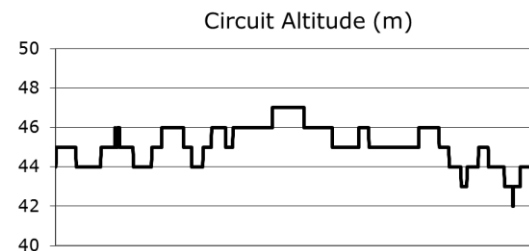
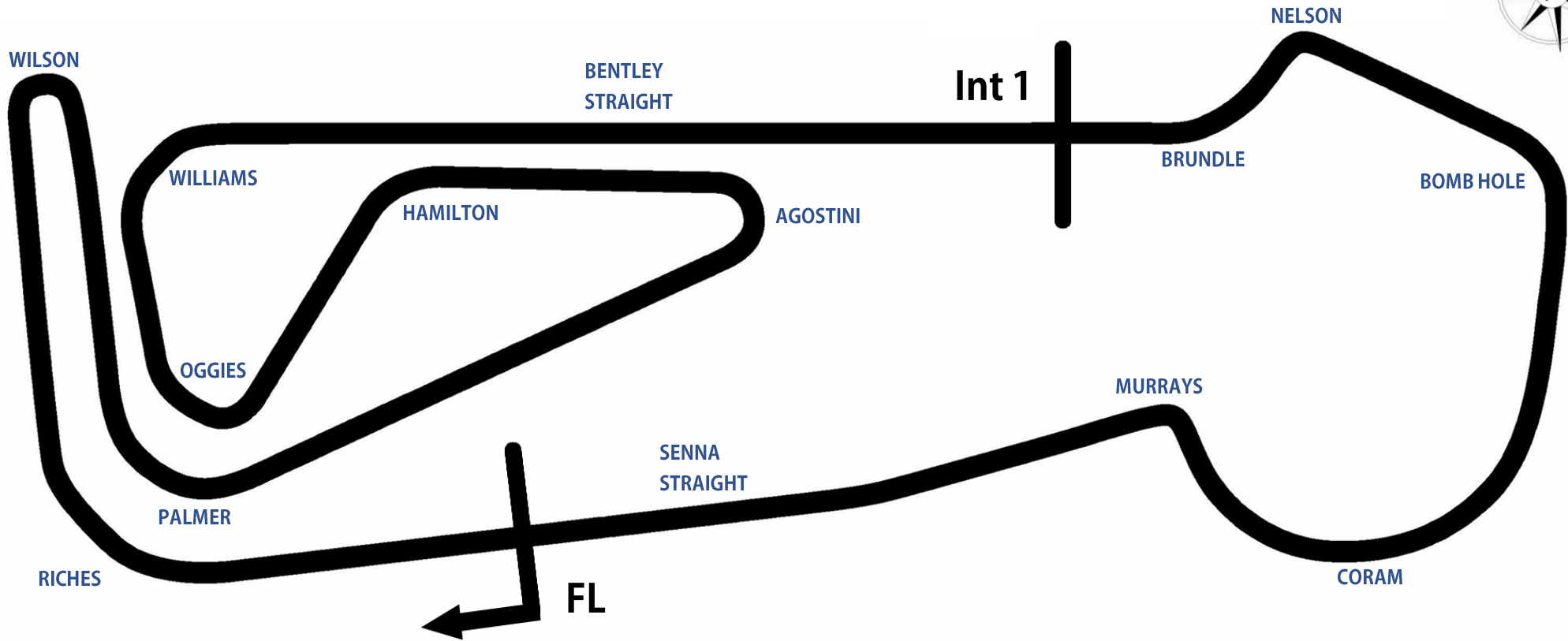




Snetterton

# Snetterton 300 Circuit

Norwich, Norfolk, UK



	Length	2.9689 miles   4.778 km   4778.0 m	
FL		52.46340 N	0.94476 E
Int 1	3198m	52.46617 N	0.94964 E
Pit Entry	4572m	52.46364 N	0.94774 E
Pit Exit	40m after FL	52.46338 N	0.94420 E
Pit Entry - Pit Exit	246m, 17.7S @ 50kph, 14.7s @ 60kph		



# BMCRC - MRO Championships 2024 - Rnd 3 @ Snetterton 300

## DART MRO 600 inc Clubman 600 & GP2/EVO

### QUALIFYING - CLASSIFICATION

POS	NO	CL	PIC	NAME	ENTRY	TIME	ON	LAPS	GAP	DIFF	MPH
1	56		1	Michael MILLS	Yamaha R6 - A51 Racing, The Wokingham Bar Compa	2:08.264	2	2			83.32
2	91		2	Sam HIRST	Kawasaki ZX-636 - Team Valley Racing	2:08.805	3	4	0.541	0.541	82.97
3	3		3	Joey LAMBDEN	Kawasaki 636 -	2:09.542	4	4	1.278	0.737	82.50
4	212		4	Matt PALLETT	Kawasaki ZX636 - BDA Chartered Architects	2:09.628	3	3	1.364	0.086	82.45
5	5		5	Luke MACRAE	Triumph 765 - Bournephoto.co.uk	2:11.179	4	4	2.915	1.551	81.47
6	144		6	Jorge HALLIDAY	Yamaha R6 - Stanford Halliday Racing	2:11.511	3	4	3.247	0.332	81.27
7	181		7	Mike GOODFELLOW	Kawasaki ZX6R -	2:12.285	4	4	4.021	0.774	80.79
8	76		8	Anthony JOHNSON	- INTA MOTORCYCLE SERVICES LTD	2:12.328	3	4	4.064	0.043	80.76
9	1		9	Harry FOWLE	Yamaha R6 - HF Refinishing Racing	2:13.678	4	4	5.414	1.350	79.95
10	80		10	Morgan CREASEY	Yamaha R6 - Warics Ltd	2:13.713	4	4	5.449	0.035	79.93
11	71		11	Oliver MACRAE	- Gorilla Racing	2:14.218	4	4	5.954	0.505	79.63
12	531	C	1	Jake KOURTI	Yamaha R6 - Red Mist Ltd/ GK Tree Surgeons Ltd/JW	2:14.238	3	4	5.974	0.020	79.62
13	169		12	Gareth CUNNINGHAM	Yamaha R6 - Burnham cars ltd	2:14.856	4	4	6.592	0.618	79.25
14	440	C	2	Elijah EVERTON	KAWASAKI NINJA 600 -	2:15.488	3	3	7.224	0.632	78.88
15	39	C	3	Aaron MONK	Kawsaki NINJA 636 - fiyaspifire.co.uk	2:16.101	4	4	7.837	0.613	78.53
16	17		13	Philip BAKER	Yamaha R6 - Ashford Accident Repair Centre Ltd	2:16.343	4	4	8.079	0.242	78.39
17	48	C	4	Rhys FORREST	Kawasaki ZX636 -	2:16.853	4	4	8.589	0.510	78.09
18	81		14	Fred McMULLAN	Kawasaki ZX636 - Orwell Motorcycles Ipswich	2:18.084	3	3	9.820	1.231	77.40
19	54*	C	5	Jake ANDERTON	Yamaha R6 - Hunter Racing	2:18.175	4	4	9.911	0.091	77.35
20	70	C	6	Kallam SWYER	Kawasaki ZX6R - Road and racing performance	2:18.812	4	4	10.548	0.637	76.99
21	35		15	Kai DICKINSON	Kawasaki ZX636 -	2:20.573	4	4	12.309	1.761	76.03
22	115	C	7	Brian MAHER	Yamaha R6 - Spraytech /Espresso Solutions	2:21.047	3	3	12.783	0.474	75.77
23	67	C	8	Edward ANSELL	Triumph 675 - E a Ansell contractors	2:21.394	2	4	13.130	0.347	75.59
24	84	C	9	George HIGGINS	Yamaha R6 - Aztec Racing	2:21.580	4	4	13.316	0.186	75.49
25	28	C	10	Tom WALKER	Yamaha R6 - TRW Racing	2:22.005	4	4	13.741	0.425	75.26
26	910	C	11	Harry GOWER	Triumph DAYTONA 675 - RG Racing	2:22.193	2	4	13.929	0.188	75.16
27	87*	C	12	Ben DOOLAN	Yamaha R6 - My Wallet	2:22.247	4	4	13.983	0.054	75.13
28	992		16	Eddy WORMALD	Yamaha R6 -	2:22.342	2	2	14.078	0.095	75.08
29	64	C	13	Jack ALLAN	Yamaha R6 -	2:23.482	3	3	15.218	1.140	74.49
30	41	C	14	Tony PEACE	Kawasaki ZX6R - Green Boilers and Heating	2:25.746	3	4	17.482	2.264	73.33
31	74	C	15	Tom VAUGHAN	Yamaha R6 - Lamonde Automation Ltd, Smiths Mechar	2:26.685	3	3	18.421	0.939	72.86
32	444		17	Vincent BUTLER	Yamaha YZF R6 - Me	2:28.176	3	3	19.912	1.491	72.13
33	65		18	Ian SOILLEUX	Kawasaki ZX6 - BDRacing	2:29.710	3	3	21.446	1.534	71.39
34	79		19	Liam SPILLER	Yamaha R6 - LD Renovate Ltd	2:30.829	3	3	22.565	1.119	70.86
35	825	C	16	Cody OWENS	Suzuki GSXR 600 - Crippling debt	2:31.047	3	3	22.783	0.218	70.75
36	89		20	David MUNRO	Yamaha R6 -	2:33.297	3	3	25.033	2.250	69.72
37	111		21	Mark JACKSON	Yamaha R6 - Mick's Tyres Darton	2:33.938	3	3	25.674	0.641	69.43
38	6	C	17	Gareth FAITH	Kawasaki ZX6R - Sitramoto	2:40.248	3	3	31.984	6.310	66.69
39	131	C	18	Blake DIDWELL	Kawasaki ZX6R - Black Widow Exhausts   Double Blitz	2:42.228	3	3	33.964	1.980	65.88
40	124	C	19	Mark STRUTT	Yamaha R6 - MPS Developments LTD			0			

#### Comments:

\* No. 54 & 87 - Please fit a working transponder

Weather / Track : Cloudy / Dry

Date: 04/05/2024 Start: 09:57 Finish: 10:07

These results are provisional until the conclusion of any judicial and technical matters.

Snetterton 300: 2.9689 miles

Clerk Of Course:	Stewards:	Timekeeper:	
		<i>Craig Smith</i>	

Results can be found at [www.tsl-timing.com](http://www.tsl-timing.com)

Printed - 10:13 Saturday, 04 May 2024



# BMCRC - MRO Championships 2024 - Rnd 3 @ Snetterton 300

## DART MRO 600 inc Clubman 600 & GP2/EVO

### QUALIFYING - SECTOR ANALYSIS



SECTOR 1 = FL to I1, SECTOR 2 = I1 to FL, DIFF = Difference To Personal Best Lap, P = Crossed Finish Line in Pit Lane, D = Time Disallowed

P1	56	Michael MILLS	Yamaha R6 - A51 Racing, The Wokingham Bar Company			
IDEAL LAP TIME : 2:07.556		BEST LAP TIME : 2:08.264		DIFFERENCE : 0.708		
LAP	SECTOR 1	SECTOR 2	LAP TIME	MPH	DIFF	TIME OF DAY
1 -	1:32.769	44.401	2:17.170 (2)	77.91	8.906	10:00:05.044
2 -	1:25.298	<b>42.966</b>	<b>2:08.264 (1)</b>	<b>83.32</b>		<b>10:02:13.308</b>

P2	91	Sam HIRST	Kawasaki ZX-636 - Team Valley Racing			
IDEAL LAP TIME : 2:08.805		BEST LAP TIME : 2:08.805		DIFFERENCE : 0.000		
LAP	SECTOR 1	SECTOR 2	LAP TIME	MPH	DIFF	TIME OF DAY
1 -	1:31.126	44.488	2:15.614	78.81	6.809	10:00:02.271
2 -	1:26.508	43.248	2:09.756 (2)	82.37	0.951	10:02:12.027
3 -	<b>1:25.661</b>	<b>43.144</b>	<b>2:08.805 (1)</b>	<b>82.97</b>		<b>10:04:20.832</b>
4 -	1:26.941	43.340	2:10.281 (3)	82.03	1.476	10:06:31.113

P3	3	Joey LAMBDEN	Kawasaki 636 -			
IDEAL LAP TIME : 2:09.542		BEST LAP TIME : 2:09.542		DIFFERENCE : 0.000		
LAP	SECTOR 1	SECTOR 2	LAP TIME	MPH	DIFF	TIME OF DAY
1 -	1:33.043	48.013	2:21.056	75.77	11.514	10:00:42.893
2 -	1:30.675	44.826	2:15.501 (3)	78.87	5.959	10:02:58.394
3 -	1:26.229	47.246	2:13.475 (2)	80.07	3.933	10:05:11.869
4 -	<b>1:25.769</b>	<b>43.773</b>	<b>2:09.542 (1)</b>	<b>82.50</b>		<b>10:07:21.411</b>

P4	212	Matt PALLETT	Kawasaki ZX636 - BDA Chartered Architects			
IDEAL LAP TIME : 2:09.628		BEST LAP TIME : 2:09.628		DIFFERENCE : 0.000		
LAP	SECTOR 1	SECTOR 2	LAP TIME	MPH	DIFF	TIME OF DAY
1 -	1:34.020	45.322	2:19.342 (3)	76.70	9.714	10:00:17.170
2 -	1:29.875	43.916	2:13.791 (2)	79.88	4.163	10:02:30.961
3 -	<b>1:25.978</b>	<b>43.650</b>	<b>2:09.628 (1)</b>	<b>82.45</b>		<b>10:04:40.589</b>

P5	5	Luke MACRAE	Triumph 765 - Bournepphoto.co.uk			
IDEAL LAP TIME : 2:11.179		BEST LAP TIME : 2:11.179		DIFFERENCE : 0.000		
LAP	SECTOR 1	SECTOR 2	LAP TIME	MPH	DIFF	TIME OF DAY
1 -	1:34.113	45.698	2:19.811	76.44	8.632	10:00:06.667
2 -	1:29.522	46.208	2:15.730 (3)	78.74	4.551	10:02:22.397
3 -	1:28.471	46.114	2:14.585 (2)	79.41	3.406	10:04:36.982
4 -	<b>1:27.007</b>	<b>44.172</b>	<b>2:11.179 (1)</b>	<b>81.47</b>		<b>10:06:48.161</b>

P6	144	Jorge HALLIDAY	Yamaha R6 - Stanford Halliday Racing			
IDEAL LAP TIME : 2:11.091		BEST LAP TIME : 2:11.511		DIFFERENCE : 0.420		
LAP	SECTOR 1	SECTOR 2	LAP TIME	MPH	DIFF	TIME OF DAY
1 -	1:34.274	45.785	2:20.059	76.31	8.548	10:00:09.179
2 -	1:27.239	<b>44.477</b>	2:11.716 (2)	81.14	0.205	10:02:20.895
3 -	<b>1:26.614</b>	44.897	<b>2:11.511 (1)</b>	<b>81.27</b>		<b>10:04:32.406</b>
4 -	1:27.199	45.441	2:12.640 (3)	80.57	1.129	10:06:45.046

P7	181	Mike GOODFELLOW	Kawasaki ZX6R -			
IDEAL LAP TIME : 2:12.285		BEST LAP TIME : 2:12.285		DIFFERENCE : 0.000		
LAP	SECTOR 1	SECTOR 2	LAP TIME	MPH	DIFF	TIME OF DAY
1 -	1:35.471	46.084	2:21.555	75.50	9.270	10:00:08.239
2 -	1:28.392	45.366	2:13.758 (3)	79.90	1.473	10:02:21.997
3 -	1:27.740	44.977	2:12.717 (2)	80.53	0.432	10:04:34.714
4 -	<b>1:27.673</b>	<b>44.612</b>	<b>2:12.285 (1)</b>	<b>80.79</b>		<b>10:06:46.999</b>

# BMCRC - MRO Championships 2024 - Rnd 3 @ Snetterton 300

## DART MRO 600 inc Clubman 600 & GP2/EVO

### QUALIFYING - SECTOR ANALYSIS



SECTOR 1 = FL to I1, SECTOR 2 = I1 to FL, DIFF = Difference To Personal Best Lap, P = Crossed Finish Line in Pit Lane, D = Time Disallowed

P8 76		Anthony JOHNSON		- INTA MOTORCYCLE SERVICES LTD			
IDEAL LAP TIME : 2:12.328		BEST LAP TIME : 2:12.328		DIFFERENCE : 0.000			
LAP	SECTOR 1	SECTOR 2	LAP TIME	MPH	DIFF	TIME OF DAY	
1 -	1:33.569	49.073	2:22.642	74.92	10.314	10:00:47.531	
2 -	1:29.657	45.717	2:15.374 (3)	78.95	3.046	10:03:02.905	
3 -	<b>1:27.675</b>	<b>44.653</b>	<b>2:12.328 (1)</b>	<b>80.76</b>		<b>10:05:15.233</b>	
4 -	1:27.703	45.188	2:12.891 (2)	80.42	0.563	10:07:28.124	

P9 1		Harry FOWLE		Yamaha R6 - HF Refinishing Racing			
IDEAL LAP TIME : 2:13.274		BEST LAP TIME : 2:13.678		DIFFERENCE : 0.404			
LAP	SECTOR 1	SECTOR 2	LAP TIME	MPH	DIFF	TIME OF DAY	
1 -	1:36.845	50.714	2:27.559	72.43	13.881	10:00:55.719	
2 -	1:34.225	49.344	2:23.569 (3)	74.44	9.891	10:03:19.288	
3 -	1:29.354	<b>46.322</b>	2:15.676 (2)	78.77	1.998	10:05:34.964	
4 -	<b>1:26.952</b>	46.726	<b>2:13.678 (1)</b>	<b>79.95</b>		<b>10:07:48.642</b>	

P10 80		Morgan CREASEY		Yamaha R6 - Warics Ltd			
IDEAL LAP TIME : 2:13.713		BEST LAP TIME : 2:13.713		DIFFERENCE : 0.000			
LAP	SECTOR 1	SECTOR 2	LAP TIME	MPH	DIFF	TIME OF DAY	
1 -	1:41.361	48.536	2:29.897	71.30	16.184	10:00:21.247	
2 -	1:30.609	47.021	2:17.630 (3)	77.65	3.917	10:02:38.877	
3 -	1:29.989	47.420	2:17.409 (2)	77.78	3.696	10:04:56.286	
4 -	<b>1:28.392</b>	<b>45.321</b>	<b>2:13.713 (1)</b>	<b>79.93</b>		<b>10:07:09.999</b>	

P11 71		Oliver MACRAE		- Gorilla Racing			
IDEAL LAP TIME : 2:14.218		BEST LAP TIME : 2:14.218		DIFFERENCE : 0.000			
LAP	SECTOR 1	SECTOR 2	LAP TIME	MPH	DIFF	TIME OF DAY	
1 -	1:39.358	48.739	2:28.097	72.16	13.879	10:00:16.218	
2 -	1:33.560	47.463	2:21.023 (3)	75.78	6.805	10:02:37.241	
3 -	1:31.071	47.151	2:18.222 (2)	77.32	4.004	10:04:55.463	
4 -	<b>1:28.855</b>	<b>45.363</b>	<b>2:14.218 (1)</b>	<b>79.63</b>		<b>10:07:09.681</b>	

P12 531 C		Jake KOURTI		Yamaha R6 - Red Mist Ltd/ GK Tree Surgeons Ltd/JWG Motorc			
IDEAL LAP TIME : 2:14.238		BEST LAP TIME : 2:14.238		DIFFERENCE : 0.000			
LAP	SECTOR 1	SECTOR 2	LAP TIME	MPH	DIFF	TIME OF DAY	
1 -	1:37.147	46.333	2:23.480	74.49	9.242	10:00:58.922	
2 -	1:30.595	47.732	2:18.327 (3)	77.26	4.089	10:03:17.249	
3 -	<b>1:28.791</b>	<b>45.447</b>	<b>2:14.238 (1)</b>	<b>79.62</b>		<b>10:05:31.487</b>	
4 -	1:30.365	46.815	2:17.180 (2)	77.91	2.942	10:07:48.667	

P13 169		Gareth CUNNINGHAM		Yamaha R6 - Burnham cars ltd			
IDEAL LAP TIME : 2:14.856		BEST LAP TIME : 2:14.856		DIFFERENCE : 0.000			
LAP	SECTOR 1	SECTOR 2	LAP TIME	MPH	DIFF	TIME OF DAY	
1 -	1:41.106	48.886	2:29.992	71.25	15.136	10:00:20.965	
2 -	1:31.539	47.405	2:18.944 (3)	76.92	4.088	10:02:39.909	
3 -	1:31.877	46.225	2:18.102 (2)	77.39	3.246	10:04:58.011	
4 -	<b>1:29.333</b>	<b>45.523</b>	<b>2:14.856 (1)</b>	<b>79.25</b>		<b>10:07:12.867</b>	

P14 440 C		Elijah EVERTON		KAWASAKI NINJA 600 -			
IDEAL LAP TIME : 2:15.488		BEST LAP TIME : 2:15.488		DIFFERENCE : 0.000			
LAP	SECTOR 1	SECTOR 2	LAP TIME	MPH	DIFF	TIME OF DAY	
1 -	OUTLAP	47.073	2:26.390	73.01	10.902	10:02:01.865	
2 -	1:31.685	45.748	2:17.433 (2)	77.76	1.945	10:04:19.298	
3 -	<b>1:29.798</b>	<b>45.690</b>	<b>2:15.488 (1)</b>	<b>78.88</b>		<b>10:06:34.786</b>	

# BMCRC - MRO Championships 2024 - Rnd 3 @ Snetterton 300

## DART MRO 600 inc Clubman 600 & GP2/EVO

### QUALIFYING - SECTOR ANALYSIS



SECTOR 1 = FL to I1, SECTOR 2 = I1 to FL, DIFF = Difference To Personal Best Lap, P = Crossed Finish Line in Pit Lane, D = Time Disallowed

P15 39 C		Aaron MONK		Kawasaki NINJA 636 - flyasptfire.co.uk			
IDEAL LAP TIME : 2:16.101		BEST LAP TIME : 2:16.101		DIFFERENCE : 0.000			
LAP	SECTOR 1	SECTOR 2	LAP TIME	MPH	DIFF	TIME OF DAY	
1 -	1:38.627	48.174	2:26.801	72.80	10.700	10:00:16.335	
2 -	1:33.584	49.337	2:22.921 (3)	74.78	6.820	10:02:39.256	
3 -	1:31.307	46.644	2:17.951 (2)	77.47	1.850	10:04:57.207	
4 -	<b>1:30.641</b>	<b>45.460</b>	<b>2:16.101 (1)</b>	<b>78.53</b>		<b>10:07:13.308</b>	

P16 17		Philip BAKER		Yamaha R6 - Ashford Accident Repair Centre Ltd			
IDEAL LAP TIME : 2:16.343		BEST LAP TIME : 2:16.343		DIFFERENCE : 0.000			
LAP	SECTOR 1	SECTOR 2	LAP TIME	MPH	DIFF	TIME OF DAY	
1 -	1:38.737	49.123	2:27.860	72.28	11.517	10:00:15.447	
2 -	1:34.283	46.697	2:20.980 (3)	75.81	4.637	10:02:36.427	
3 -	1:31.702	47.998	2:19.700 (2)	76.50	3.357	10:04:56.127	
4 -	<b>1:30.884</b>	<b>45.459</b>	<b>2:16.343 (1)</b>	<b>78.39</b>		<b>10:07:12.470</b>	

P17 48 C		Rhys FORREST		Kawasaki ZX636 -			
IDEAL LAP TIME : 2:16.853		BEST LAP TIME : 2:16.853		DIFFERENCE : 0.000			
LAP	SECTOR 1	SECTOR 2	LAP TIME	MPH	DIFF	TIME OF DAY	
1 -	1:38.534	47.892	2:26.426	72.99	9.573	10:00:19.867	
2 -	1:31.783	48.083	2:19.866 (3)	76.41	3.013	10:02:39.733	
3 -	1:31.180	46.647	2:17.827 (2)	77.54	0.974	10:04:57.560	
4 -	<b>1:30.924</b>	<b>45.929</b>	<b>2:16.853 (1)</b>	<b>78.09</b>		<b>10:07:14.413</b>	

P18 81		Fred McMULLAN		Kawasaki ZX636 - Orwell Motorcycles ipswich			
IDEAL LAP TIME : 2:17.458		BEST LAP TIME : 2:18.084		DIFFERENCE : 0.626			
LAP	SECTOR 1	SECTOR 2	LAP TIME	MPH	DIFF	TIME OF DAY	
1 -	1:41.501	48.218	2:29.719 (3)	71.38	11.635	10:00:20.121	
2 -	1:32.348	47.376	2:19.724 (2)	76.49	1.640	10:02:39.845	
3 -	1:31.604	<b>46.480</b>	<b>2:18.084 (1)</b>	<b>77.40</b>		<b>10:04:57.929</b>	

P19 54 C		Jake ANDERTON		Yamaha R6 - Hunter Racing			
IDEAL LAP TIME :		BEST LAP TIME : 2:18.175		DIFFERENCE :			
LAP	SECTOR 1	SECTOR 2	LAP TIME	MPH	DIFF	TIME OF DAY	
1 -			2:29.712	71.39	11.537	10:00:22.531	
2 -			2:21.146 (3)	75.72	2.971	10:02:43.677	
3 -			2:19.984 (2)	76.35	1.809	10:05:03.661	
4 -			<b>2:18.175 (1)</b>	<b>77.35</b>		<b>10:07:21.836</b>	

P20 70 C		Kallam SWYER		Kawasaki ZX6R - Road and racing performance			
IDEAL LAP TIME : 2:18.812		BEST LAP TIME : 2:18.812		DIFFERENCE : 0.000			
LAP	SECTOR 1	SECTOR 2	LAP TIME	MPH	DIFF	TIME OF DAY	
1 -	1:43.041	49.005	2:32.046	70.29	13.234	10:00:26.583	
2 -	1:36.051	47.720	2:23.771 (3)	74.34	4.959	10:02:50.354	
3 -	1:34.003	47.710	2:21.713 (2)	75.42	2.901	10:05:12.067	
4 -	<b>1:31.265</b>	<b>47.547</b>	<b>2:18.812 (1)</b>	<b>76.99</b>		<b>10:07:30.879</b>	

P21 35		Kai DICKINSON		Kawasaki ZX636 -			
IDEAL LAP TIME : 2:20.573		BEST LAP TIME : 2:20.573		DIFFERENCE : 0.000			
LAP	SECTOR 1	SECTOR 2	LAP TIME	MPH	DIFF	TIME OF DAY	
1 -	1:42.646	51.355	2:34.001	69.40	13.428	10:00:27.797	
2 -	1:37.936	49.103	2:27.039 (3)	72.68	6.466	10:02:54.836	
3 -	1:33.969	48.833	2:22.802 (2)	74.84	2.229	10:05:17.638	
4 -	<b>1:32.827</b>	<b>47.746</b>	<b>2:20.573 (1)</b>	<b>76.03</b>		<b>10:07:38.211</b>	

# BMCRC - MRO Championships 2024 - Rnd 3 @ Snetterton 300

## DART MRO 600 inc Clubman 600 & GP2/EVO

### QUALIFYING - SECTOR ANALYSIS



SECTOR 1 = FL to I1, SECTOR 2 = I1 to FL, DIFF = Difference To Personal Best Lap, P = Crossed Finish Line in Pit Lane, D = Time Disallowed

P22 115 C		Brian MAHER		Yamaha R6 - Spraytech /Espresso Solutions			
IDEAL LAP TIME : 2:21.047		BEST LAP TIME : 2:21.047		DIFFERENCE : 0.000			
LAP	SECTOR 1	SECTOR 2	LAP TIME	MPH	DIFF	TIME OF DAY	
1 -	1:42.619	49.902	2:32.521 (3)	70.07	11.474	10:00:21.737	
2 -	1:34.226	49.082	2:23.308 (2)	74.58	2.261	10:02:45.045	
3 -	<b>1:33.265</b>	<b>47.782</b>	<b>2:21.047 (1)</b>	<b>75.77</b>		<b>10:05:06.092</b>	

P23 67 C		Edward ANSELL		Triumph 675 - E a Ansell contractors			
IDEAL LAP TIME : 2:21.394		BEST LAP TIME : 2:21.394		DIFFERENCE : 0.000			
LAP	SECTOR 1	SECTOR 2	LAP TIME	MPH	DIFF	TIME OF DAY	
1 -	1:39.062	50.141	2:29.203	71.63	7.809	10:00:18.056	
2 -	<b>1:32.263</b>	<b>49.131</b>	<b>2:21.394 (1)</b>	<b>75.59</b>		<b>10:02:39.450</b>	
3 -	1:34.310	50.141	2:24.451 (2)	73.99	3.057	10:05:03.901	
4 -	1:35.592	50.084	2:25.676 (3)	73.36	4.282	10:07:29.577	

P24 84 C		George HIGGINS		Yamaha R6 - Aztec Racing			
IDEAL LAP TIME : 2:21.100		BEST LAP TIME : 2:21.580		DIFFERENCE : 0.480			
LAP	SECTOR 1	SECTOR 2	LAP TIME	MPH	DIFF	TIME OF DAY	
1 -	1:44.441	49.616	2:34.057	69.37	12.477	10:00:23.735	
2 -	1:35.089	<b>48.096</b>	2:23.185 (3)	74.64	1.605	10:02:46.920	
3 -	1:33.117	49.253	2:22.370 (2)	75.07	0.790	10:05:09.290	
4 -	<b>1:33.004</b>	48.576	<b>2:21.580 (1)</b>	<b>75.49</b>		<b>10:07:30.870</b>	

P25 28 C		Tom WALKER		Yamaha R6 - TRW Racing			
IDEAL LAP TIME : 2:22.005		BEST LAP TIME : 2:22.005		DIFFERENCE : 0.000			
LAP	SECTOR 1	SECTOR 2	LAP TIME	MPH	DIFF	TIME OF DAY	
1 -	1:40.974	49.686	2:30.660	70.94	8.655	10:00:21.027	
2 -	1:34.376	49.339	2:23.715 (2)	74.36	1.710	10:02:44.742	
3 -	1:34.279	49.820	2:24.099 (3)	74.17	2.094	10:05:08.841	
4 -	<b>1:32.893</b>	<b>49.112</b>	<b>2:22.005 (1)</b>	<b>75.26</b>		<b>10:07:30.846</b>	

P26 910 C		Harry GOWER		Triumph DAYTONA 675 - RG Racing			
IDEAL LAP TIME : 2:21.157		BEST LAP TIME : 2:22.193		DIFFERENCE : 1.036			
LAP	SECTOR 1	SECTOR 2	LAP TIME	MPH	DIFF	TIME OF DAY	
1 -	1:42.885	49.301	2:32.186	70.23	9.993	10:00:24.104	
2 -	1:34.260	<b>47.933</b>	<b>2:22.193 (1)</b>	<b>75.16</b>		<b>10:02:46.297</b>	
3 -	<b>1:33.224</b>	49.707	2:22.931 (3)	74.77	0.738	10:05:09.228	
4 -	1:34.517	48.395	2:22.912 (2)	74.78	0.719	10:07:32.140	

P27 87 C		Ben DOOLAN		Yamaha R6 - My Wallet			
IDEAL LAP TIME :		BEST LAP TIME : 2:22.247		DIFFERENCE :			
LAP	SECTOR 1	SECTOR 2	LAP TIME	MPH	DIFF	TIME OF DAY	
1 -			2:44.043	65.15	21.796	10:00:38.235	
2 -			2:28.156 (3)	72.14	5.909	10:03:06.391	
3 -			2:24.146 (2)	74.14	1.899	10:05:30.537	
4 -			<b>2:22.247 (1)</b>	<b>75.13</b>		<b>10:07:52.784</b>	

P28 992		Eddy WORMALD		Yamaha R6 -			
IDEAL LAP TIME : 2:22.043		BEST LAP TIME : 2:22.342		DIFFERENCE : 0.299			
LAP	SECTOR 1	SECTOR 2	LAP TIME	MPH	DIFF	TIME OF DAY	
1 -	1:37.666	48.059	2:25.725 (2)	73.34	3.383	10:00:15.343	
2 -	1:34.579	<b>47.763</b>	<b>2:22.342 (1)</b>	<b>75.08</b>		<b>10:02:37.685</b>	

# BMCRC - MRO Championships 2024 - Rnd 3 @ Snetterton 300

## DART MRO 600 inc Clubman 600 & GP2/EVO

### QUALIFYING - SECTOR ANALYSIS



SECTOR 1 = FL to I1, SECTOR 2 = I1 to FL, DIFF = Difference To Personal Best Lap, P = Crossed Finish Line in Pit Lane, D = Time Disallowed

<b>P29</b>	<b>64 C</b>	<b>Jack ALLAN</b>	Yamaha R6 -			
IDEAL LAP TIME : 2:20.756		BEST LAP TIME : 2:23.482		DIFFERENCE : 2.726		
LAP	SECTOR 1	SECTOR 2	LAP TIME	MPH	DIFF	TIME OF DAY
1 -	1:51.585	55.179	2:46.764 (3)	64.09	23.282	10:00:43.877
2 -	1:42.806	51.776	2:34.582 (2)	69.14	11.100	10:03:18.459
3 -	1:34.371	49.111	<b>2:23.482 (1)</b>	<b>74.49</b>		<b>10:05:41.941</b>
<b>P30</b>	<b>41 C</b>	<b>Tony PEACE</b>	Kawasaki ZX6R - Green Boilers and Heating			
IDEAL LAP TIME : 2:25.450		BEST LAP TIME : 2:25.746		DIFFERENCE : 0.296		
LAP	SECTOR 1	SECTOR 2	LAP TIME	MPH	DIFF	TIME OF DAY
1 -	1:46.594	52.197	2:38.791	67.30	13.045	10:00:30.987
2 -	1:37.367	50.830	2:28.197 (3)	72.12	2.451	10:02:59.184
3 -	1:36.173	<b>49.573</b>	<b>2:25.746 (1)</b>	<b>73.33</b>		<b>10:05:24.930</b>
4 -	<b>1:35.877</b>	50.982	2:26.859 (2)	72.77	1.113	10:07:51.789
<b>P31</b>	<b>74 C</b>	<b>Tom VAUGHAN</b>	Yamaha R6 - Lamonde Automation Ltd, Smiths Mechanical Supl			
IDEAL LAP TIME : 2:24.324		BEST LAP TIME : 2:26.685		DIFFERENCE : 2.361		
LAP	SECTOR 1	SECTOR 2	LAP TIME	MPH	DIFF	TIME OF DAY
1 -	1:53.783	55.593	2:49.376 (3)	63.10	22.691	10:00:47.549
2 -	1:42.117	51.666	2:33.783 (2)	69.50	7.098	10:03:21.332
3 -	1:36.530	50.155	<b>2:26.685 (1)</b>	<b>72.86</b>		<b>10:05:48.017</b>
<b>P32</b>	<b>444</b>	<b>Vincent BUTLER</b>	Yamaha YZF R6 - Me			
IDEAL LAP TIME : 2:27.208		BEST LAP TIME : 2:28.176		DIFFERENCE : 0.968		
LAP	SECTOR 1	SECTOR 2	LAP TIME	MPH	DIFF	TIME OF DAY
1 -	1:53.610	59.174	2:52.784 (3)	61.85	24.608	10:00:55.737
2 -	1:42.446	53.283	2:35.729 (2)	68.63	7.553	10:03:31.466
3 -	1:36.753	<b>51.423</b>	<b>2:28.176 (1)</b>	<b>72.13</b>		<b>10:05:59.642</b>
<b>P33</b>	<b>65</b>	<b>Ian SOILLEUX</b>	Kawasaki ZX6 - BDRacing			
IDEAL LAP TIME : 2:28.629		BEST LAP TIME : 2:29.710		DIFFERENCE : 1.081		
LAP	SECTOR 1	SECTOR 2	LAP TIME	MPH	DIFF	TIME OF DAY
1 -	1:51.435	55.872	2:47.307 (3)	63.88	17.597	10:00:42.333
2 -	1:43.466	52.321	2:35.787 (2)	68.60	6.077	10:03:18.120
3 -	1:38.235	<b>51.475</b>	<b>2:29.710 (1)</b>	<b>71.39</b>		<b>10:05:47.830</b>
<b>P34</b>	<b>79</b>	<b>Liam SPILLER</b>	Yamaha R6 - LD Renovate Ltd			
IDEAL LAP TIME : 2:29.838		BEST LAP TIME : 2:30.829		DIFFERENCE : 0.991		
LAP	SECTOR 1	SECTOR 2	LAP TIME	MPH	DIFF	TIME OF DAY
1 -	1:49.471	55.001	2:44.472 (3)	64.98	13.643	10:00:33.411
2 -	1:40.922	<b>51.243</b>	2:32.165 (2)	70.24	1.336	10:03:05.576
3 -	1:39.191	51.638	<b>2:30.829 (1)</b>	<b>70.86</b>		<b>10:05:36.405</b>
<b>P35</b>	<b>825 C</b>	<b>Cody OWENS</b>	Suzuki GSXR 600 - Crippling debt			
IDEAL LAP TIME : 2:29.100		BEST LAP TIME : 2:31.047		DIFFERENCE : 1.947		
LAP	SECTOR 1	SECTOR 2	LAP TIME	MPH	DIFF	TIME OF DAY
1 -	1:56.980	58.042	2:55.022 (3)	61.06	23.975	10:00:54.336
2 -	1:44.470	53.962	2:38.432 (2)	67.46	7.385	10:03:32.768
3 -	1:37.202	<b>53.845</b>	<b>2:31.047 (1)</b>	<b>70.75</b>		<b>10:06:03.815</b>
<b>P36</b>	<b>89</b>	<b>David MUNRO</b>	Yamaha R6 -			
IDEAL LAP TIME : 2:30.689		BEST LAP TIME : 2:33.297		DIFFERENCE : 2.608		
LAP	SECTOR 1	SECTOR 2	LAP TIME	MPH	DIFF	TIME OF DAY
1 -	1:55.536	56.329	2:51.865 (3)	62.18	18.568	10:00:46.920
2 -	1:45.336	53.216	2:38.552 (2)	67.41	5.255	10:03:25.472
3 -	1:42.142	<b>51.155</b>	<b>2:33.297 (1)</b>	<b>69.72</b>		<b>10:05:58.769</b>

# BMCRC - MRO Championships 2024 - Rnd 3 @ Snetterton 300

## DART MRO 600 inc Clubman 600 & GP2/EVO

### QUALIFYING - SECTOR ANALYSIS



SECTOR 1 = FL to I1, SECTOR 2 = I1 to FL, DIFF = Difference To Personal Best Lap, P = Crossed Finish Line in Pit Lane, D = Time Disallowed

P37 111		Mark JACKSON		Yamaha R6 - Mick's Tyres Darton			
IDEAL LAP TIME : 2:32.089		BEST LAP TIME : 2:33.938		DIFFERENCE : 1.849			
LAP	SECTOR 1	SECTOR 2	LAP TIME	MPH	DIFF	TIME OF DAY	
1 -	1:51.244	55.405	2:46.649 (3)	64.13	12.711	10:00:43.636	
2 -	1:45.861	53.865	2:39.726 (2)	66.91	5.788	10:03:23.362	
3 -	1:42.383	<b>51.555</b>	<b>2:33.938 (1)</b>	<b>69.43</b>		<b>10:05:57.300</b>	

P38 6 C		Gareth FAITH		Kawasaki ZX6R - Sitramoto			
IDEAL LAP TIME : 2:40.248		BEST LAP TIME : 2:40.248		DIFFERENCE : 0.000			
LAP	SECTOR 1	SECTOR 2	LAP TIME	MPH	DIFF	TIME OF DAY	
1 -	1:51.713	56.248	2:47.961 (3)	63.63	7.713	10:00:41.556	
2 -	1:46.210	55.564	2:41.774 (2)	66.06	1.526	10:03:23.330	
3 -	<b>1:44.766</b>	<b>55.482</b>	<b>2:40.248 (1)</b>	<b>66.69</b>		<b>10:06:03.578</b>	

P39 131 C		Blake DIDWELL		Kawasaki ZX6R - Black Widow Exhausts   Double Blitz			
IDEAL LAP TIME : 2:42.228		BEST LAP TIME : 2:42.228		DIFFERENCE : 0.000			
LAP	SECTOR 1	SECTOR 2	LAP TIME	MPH	DIFF	TIME OF DAY	
1 -	1:57.861	57.748	2:55.609 (3)	60.86	13.381	10:00:53.603	
2 -	1:49.929	56.200	2:46.129 (2)	64.33	3.901	10:03:39.732	
3 -	<b>1:47.359</b>	<b>54.869</b>	<b>2:42.228 (1)</b>	<b>65.88</b>		<b>10:06:21.960</b>	



# BMCRC - MRO Championships 2024 - Rnd 3 @ Snetterton 300

## DART MRO 600 inc Clubman 600 & GP2/EVO

### QUALIFYING - BEST SECTORS

SECTOR 1				SECTOR 2				IDEAL / BEST COMPARISON				
POS	NO	NAME	TIME	NO	NAME	TIME	POS	NO	NAME	IDEAL	BEST	DIFF
									<b>PERFECT LAP</b>	<b>2:07.556</b>		
1	56	MILLS	1:24.590	56	MILLS	42.966	1	56	MILLS	2:07.556	2:08.264	0.708
2	91	HIRST	1:25.661	91	HIRST	43.144	2	91	HIRST	2:08.805	2:08.805	0.000
3	3	LAMBDEN	1:25.769	212	PALLET	43.650	3	3	LAMBDEN	2:09.542	2:09.542	0.000
4	212	PALLET	1:25.978	3	LAMBDEN	43.773	4	212	PALLET	2:09.628	2:09.628	0.000
5	144	HALLIDAY	1:26.614	5	MACRAE	44.172	5	144	HALLIDAY	2:11.091	2:11.511	0.420
6	1	FOWLE	1:26.952	144	HALLIDAY	44.477	6	5	MACRAE	2:11.179	2:11.179	0.000
7	5	MACRAE	1:27.007	181	GOODFELLOW	44.612	7	181	GOODFELLOW	2:12.285	2:12.285	0.000
8	181	GOODFELLOW	1:27.673	76	JOHNSON	44.653	8	76	JOHNSON	2:12.328	2:12.328	0.000
9	76	JOHNSON	1:27.675	80	CREASEY	45.321	9	1	FOWLE	2:13.274	2:13.678	0.404
10	80	CREASEY	1:28.392	71	MACRAE	45.363	10	80	CREASEY	2:13.713	2:13.713	0.000
11	531	KOURTI	1:28.791	531	KOURTI	45.447	11	71	MACRAE	2:14.218	2:14.218	0.000
12	71	MACRAE	1:28.855	17	BAKER	45.459	12	531	KOURTI	2:14.238	2:14.238	0.000
13	169	CUNNINGHAM	1:29.333	39	MONK	45.460	13	169	CUNNINGHAM	2:14.856	2:14.856	0.000
14	440	EVERTON	1:29.798	169	CUNNINGHAM	45.523	14	440	EVERTON	2:15.488	2:15.488	0.000
15	39	MONK	1:30.641	440	EVERTON	45.690	15	39	MONK	2:16.101	2:16.101	0.000
16	17	BAKER	1:30.884	48	FORREST	45.929	16	17	BAKER	2:16.343	2:16.343	0.000
17	48	FORREST	1:30.924	1	FOWLE	46.322	17	48	FORREST	2:16.853	2:16.853	0.000
18	81	McMULLAN	1:30.978	81	McMULLAN	46.480	18	81	McMULLAN	2:17.458	2:18.084	0.626
19	70	SWYER	1:31.265	70	SWYER	47.547	19	70	SWYER	2:18.812	2:18.812	0.000
20	67	ANSELL	1:32.263	35	DICKINSON	47.746	20	35	DICKINSON	2:20.573	2:20.573	0.000
21	35	DICKINSON	1:32.827	992	WORMALD	47.763	21	64	ALLAN	2:20.756	2:23.482	2.726
22	28	WALKER	1:32.893	115	MAHER	47.782	22	115	MAHER	2:21.047	2:21.047	0.000
23	64	ALLAN	1:32.973	64	ALLAN	47.783	23	84	HIGGINS	2:21.100	2:21.580	0.480
24	84	HIGGINS	1:33.004	910	GOWER	47.933	24	910	GOWER	2:21.157	2:22.193	1.036
25	910	GOWER	1:33.224	84	HIGGINS	48.096	25	67	ANSELL	2:21.394	2:21.394	0.000
26	115	MAHER	1:33.265	74	VAUGHAN	48.999	26	28	WALKER	2:22.005	2:22.005	0.000
27	992	WORMALD	1:34.280	28	WALKER	49.112	27	992	WORMALD	2:22.043	2:22.342	0.299
28	825	OWENS	1:35.255	67	ANSELL	49.131	28	74	VAUGHAN	2:24.324	2:26.685	2.361
29	74	VAUGHAN	1:35.325	41	PEACE	49.573	29	41	PEACE	2:25.450	2:25.746	0.296
30	444	BUTLER	1:35.785	89	MUNRO	51.155	30	444	BUTLER	2:27.208	2:28.176	0.968
31	41	PEACE	1:35.877	79	SPILLER	51.243	31	65	SOILLEUX	2:28.629	2:29.710	1.081
32	65	SOILLEUX	1:37.154	444	BUTLER	51.423	32	825	OWENS	2:29.100	2:31.047	1.947
33	79	SPILLER	1:38.595	65	SOILLEUX	51.475	33	79	SPILLER	2:29.838	2:30.829	0.991
34	89	MUNRO	1:39.534	111	JACKSON	51.555	34	89	MUNRO	2:30.689	2:33.297	2.608
35	111	JACKSON	1:40.534	825	OWENS	53.845	35	111	JACKSON	2:32.089	2:33.938	1.849
36	6	FAITH	1:44.766	131	DIDWELL	54.869	36	6	FAITH	2:40.248	2:40.248	0.000
37	131	DIDWELL	1:47.359	6	FAITH	55.482	37	131	DIDWELL	2:42.228	2:42.228	0.000
38							38	54	ANDERTON		2:18.175	
39							39	87	DOOLAN		2:22.247	
40												

# BMCRC - MRO Championships 2024 - Rnd 3 @ Snetterton 300

## DART MRO 600 inc Clubman 600 & GP2/EVO

### QUALIFYING - STATISTICS

**Competitors Started** 40  
**Planned Start** 2024-05-04 @ 09:39:00.000  
**Actual Start** 2024-05-04 @ 09:57:42.442  
**Finish Time** 2024-05-04 @ 10:07:43.532  
**Track Length** 2.9689mi.  
**Total Laps** 138  
**Total Distance Covered** 409.7097mi.

### Session Fastest Lap History

NO	CL	NAME	LAP TIME	TIME OF DAY	LAP	VEHICLE
91		Sam HIRST	<b>2:15.614</b>	10:00:02.288	1	Kawasaki ZX-636
91		Sam HIRST	<b>2:09.756</b>	10:02:12.044	2	Kawasaki ZX-636
56		Michael MILLS	<b>2:08.264</b>	10:02:13.313	2	Yamaha R6

### Flag History

TYPE	TIME OF DAY
GREEN	09:57:42.442
FINISH	10:07:43.532

### Flag Statistics

TYPE	COUNT	TOTAL LAPS	TOTAL TIME
Green	1	4	11:30.769
Red	0	0	0.000
Safety Car	0	0	0.000
FCY	0	0	0.000

# BMCRC - MRO Championships 2024 - Rnd 3 @ Snetterton 300

## DART MRO 600 inc Clubman 600 & GP2/EVO

### QUALIFYING - STATISTICS

CLASS :

21 Starters

#### Fastest Lap History

NO	NAME	LAP TIME	TIME OF DAY	LAP	VEHICLE
91	Sam HIRST	<b>2:15.614</b>	10:00:02.288	1	Kawasaki ZX-636
91	Sam HIRST	<b>2:09.756</b>	10:02:12.044	2	Kawasaki ZX-636
56	Michael MILLS	<b>2:08.264</b>	10:02:13.313	2	Yamaha R6

# BMCRC - MRO Championships 2024 - Rnd 3 @ Snetterton 300

## DART MRO 600 inc Clubman 600 & GP2/EVO

### QUALIFYING - STATISTICS

CLASS : C

19 Starters

#### Fastest Lap History

NO	NAME	LAP TIME	TIME OF DAY	LAP	VEHICLE
39	Aaron MONK	2:26.801	10:00:16.346	1	Kawasaki NINJA 636
48	Rhys FORREST	2:26.426	10:00:19.869	1	Kawasaki ZX636
531	Jake KOURTI	2:23.480	10:00:58.939	1	Yamaha R6
39	Aaron MONK	2:22.921	10:02:39.268	2	Kawasaki NINJA 636
67	Edward ANSELL	2:21.394	10:02:39.457	2	Triumph 675
48	Rhys FORREST	2:19.866	10:02:39.736	2	Kawasaki ZX636
531	Jake KOURTI	2:18.327	10:03:17.265	2	Yamaha R6
440	Elijah EVERTON	2:17.433	10:04:19.319	2	KAWASAKI NINJA 600
531	Jake KOURTI	2:14.238	10:05:31.503	3	Yamaha R6



# BMCRC - MRO Championships 2024 - Rnd 3 @ Snetterton 300

## DART MRO 600 inc Clubman 600 & GP2/EVO

### RACE 4 - GRID (5 Laps)

ROW 14			40	124	Mark STRUTT	
		2:42.228				
ROW 13	39	131	Blake DIDWELL	38	6	Gareth FAITH
						2:33.938
	2:33.297		2:31.047		2:30.829	
ROW 12	36	89	David MUNRO	35	825	Cody OWENS
				34	79	Liam SPILLER
	2:29.710			2:28.176		2:26.685
ROW 11	33	65	Ian SOILLEUX	32	444	Vincent BUTLER
				31	74	Tom VAUGHAN
	2:25.746		2:23.482		2:22.342	
ROW 10	30	41	Tony PEACE	29	64	Jack ALLAN
				28	992	Eddy WORMALD
	2:22.247			2:22.193		2:22.005
ROW 9	27	87	Ben DOOLAN	26	910	Harry GOWER
				25	28	Tom WALKER
	2:21.580		2:21.394		2:21.047	
ROW 8	24	84	George HIGGINS	23	67	Edward ANSELL
				22	115	Brian MAHER
	2:20.573			2:18.812		2:18.175
ROW 7	21	35	Kai DICKINSON	20	70	Kallam SWYER
				19	54	Jake ANDERTON
	2:18.084		2:16.853		2:16.343	
ROW 6	18	81	Fred McMULLAN	17	48	Rhys FORREST
				16	17	Philip BAKER
	2:16.101			2:15.488		2:14.856
ROW 5	15	39	Aaron MONK	14	440	Elijah EVERTON
				13	169	Gareth CUNNINGHAM
	2:14.238		2:14.218		2:13.713	
ROW 4	12	531	Jake KOURTI	11	71	Oliver MACRAE
				10	80	Morgan CREASEY
	2:13.678			2:12.328		2:12.285
ROW 3	9	1	Harry FOWLE	8	76	Anthony JOHNSON
				7	181	Mike GOODFELLOW
	2:11.511		2:11.179		2:09.628	
ROW 2	6	144	Jorge HALLIDAY	5	5	Luke MACRAE
				4	212	Matt PALLETT
	2:09.542			2:08.805		2:08.264
ROW 1	3	3	Joey LAMB DEN	2	91	Sam HIRST
				1	56	Michael MILLS
						<b>Pole</b>

These results are provisional until the conclusion of any judicial and technical matters.

Snetterton 300: 2.9689 miles

Clerk Of Course:	Stewards:	Timekeeper:	<i>Craig Smith</i>	
------------------	-----------	-------------	--------------------	--

Results can be found at [www.tsl-timing.com](http://www.tsl-timing.com)

Printed - 10:15 Saturday, 04 May 2024





# BMCRC - MRO Championships 2024 - Rnd 3 @ Snetterton 300

## DART MRO 600 inc Clubman 600 & GP2/EVO

### RACE 4 - CLASSIFICATION

Race Distance: 5 Laps / 14.84 miles

POS	NO	CL	PIC	NAME	ENTRY	LAPS	TIME	GAP	DIFF	MPH	BEST	ON	GRD	↑↓
1	76		1	Anthony JOHNSON	Yamaha R6 - INTA MOTORCYCLE SERVICES LTD	5	10:04.233			88.44	1:58.971	5	8	7
2	3		2	Joey LAMBDEN	Kawasaki 636 -	5	10:05.323	1.090	1.090	88.28	1:59.150	2	3	1
3	56		3	Michael MILLS	Yamaha R6 - A51 Racing, The Wokingham Bar Company	5	10:05.841	1.608	0.518	88.20	1:59.186	3	1	-2
4	1		4	Harry FOWLE	Yamaha R6 - HF Refinishing Racing	5	10:14.960	10.727	9.119	86.90	2:00.938	2	9	5
5	5		5	Luke MACRAE	Triumph 765 - Bournephoto.co.uk	5	10:15.620	11.387	0.660	86.80	2:00.807	2	5	0
6	71		6	Oliver MACRAE	- Gorilla Racing	5	10:22.898	18.665	7.278	85.79	2:02.377	4	11	5
7	91		7	Sam HIRST	Kawasaki ZX-636 - Team Valley Racing	5	10:23.152	18.919	0.254	85.75	2:02.439	4	2	-5
8	48	C	1	Rhys FORREST	Kawasaki ZX636 -	5	10:23.237	19.004	0.085	85.74	2:01.690	4	17	9
9	531	C	2	Jake KOURTI	Yamaha R6 - Red Mist Ltd/ GK Tree Surgeons Ltd/JWG Mo	5	10:23.667	19.434	0.430	85.68	2:02.555	4	12	3
10	39	C	3	Aaron MONK	Kawasaki NINJA 636 - flyaspfire.co.uk	5	10:27.144	22.911	3.477	85.21	2:02.338	4	15	5
11	17		8	Philip BAKER	Yamaha R6 - Ashford Accident Repair Centre Ltd	5	10:28.045	23.812	0.901	85.09	2:04.030	4	16	5
12	35		9	Kai DICKINSON	Kawasaki ZX636 -	5	10:28.471	24.238	0.426	85.03	2:03.437	4	21	9
13	80		10	Morgan CREASEY	Yamaha R6 - Warics Ltd	5	10:31.288	27.055	2.817	84.65	2:02.932	2	10	-3
14	169		11	Gareth CUNNINGHAM	Yamaha R6 - Burnham cars Ltd	5	10:35.881	31.648	4.593	84.04	2:02.984	3	13	-1
15	992		12	Eddy WORMALD	Yamaha R6 -	5	10:36.185	31.952	0.304	84.00	2:05.030	5	28	13
16	440	C	4	Elijah EVERTON	KAWASAKI NINJA 600 -	5	10:37.886	33.653	1.701	83.77	2:05.381	5	14	-2
17	74	C	5	Tom VAUGHAN	Yamaha R6 - Lamonde Automation Ltd, Smiths Mechanical :	5	10:38.604	34.371	0.718	83.68	2:04.709	3	31	14
18	87	C	6	Ben DOOLAN	Yamaha R6 - My Wallet	5	10:40.192	35.959	1.588	83.47	2:05.651	2	27	9
19	115	C	7	Brian MAHER	Yamaha R6 - Spraytech /Espresso Solutions	5	10:47.591	43.358	7.399	82.52	2:06.364	5	22	3
20	910	C	8	Harry GOWER	Triumph DAYTONA 675 - RG Racing	5	10:48.050	43.817	0.459	82.46	2:06.897	3	26	6
21	67	C	9	Edward ANSELL	Triumph 675 - E a Ansell contractors	5	10:49.615	45.382	1.565	82.26	2:06.251	2	23	2
22	181		13	Mike GOODFELLOW	Kawasaki ZX6R -	5	10:51.453	47.220	1.838	82.03	2:05.655	5	7	-15
23	444		14	Vincent BUTLER	Yamaha YZF R6 - Me	5	10:53.060	48.827	1.607	81.83	2:07.000	5	32	9
24	54*	C	10	Jake ANDERTON	Yamaha R6 - Hunter Racing	5	11:03.138	58.905	10.078	80.58		19		-5
25	70	C	11	Kallam SWYER	Kawasaki ZX6R - Road and racing performance	5	11:05.697	1:01.464	2.559	80.27	2:10.574	5	20	-5
26	64	C	12	Jack ALLAN	Yamaha R6 -	5	11:06.270	1:02.037	0.573	80.20	2:10.307	4	29	3
27	825	C	13	Cody OWENS	Suzuki GSXR 600 - Crippling debt	5	11:06.535	1:02.302	0.265	80.17	2:10.331	3	35	8
28	131	C	14	Blake DIDWELL	Kawasaki ZX6R - Black Widow Exhausts   Double Blitz	5	11:09.645	1:05.412	3.110	79.80	2:10.277	5	39	11
29	84	C	15	George HIGGINS	Yamaha R6 - Aztec Racing	5	11:21.258	1:17.025	11.613	78.44	2:13.849	4	24	-5
30	41	C	16	Tony PEACE	Kawasaki ZX6R - Green Boilers and Heating	5	11:21.914	1:17.681	0.656	78.36	2:13.573	4	30	0
31	65		15	Ian SOILLEUX	Kawasaki ZX6 - BDRacing	5	11:21.936	1:17.703	0.022	78.36	2:12.170	4	33	2
32	111		16	Mark JACKSON	Yamaha R6 - Mick's Tyres Darton	5	11:22.698	1:18.465	0.762	78.27	2:12.633	5	37	5
33	79		17	Liam SPILLER	Yamaha R6 - LD Renovate Ltd	5	11:26.138	1:21.905	3.440	77.88	2:13.405	5	34	1
34	124	C	17	Mark STRUTT	Yamaha R6 - MPS Developments LTD	5	11:27.094	1:22.861	0.956	77.77	2:11.653	5	40	6
35	6	C	18	Gareth FAITH	Kawasaki ZX6R - Sitramoto	5	11:36.963	1:32.730	9.869	76.67	2:15.360	3	38	3

#### NOT CLASSIFIED

DNF	28	C		Tom WALKER	Yamaha R6 - TRW Racing	3	6:26.379	2 Laps	2 Laps	82.98	2:05.928	3	25	
DNF	212			Matt PALLETT	Kawasaki ZX636 - BDA Chartered Architects	2	4:06.606	3 Laps	1 Lap	86.68	2:00.597	2	4	
DNF	81			Fred McMULLAN	Kawasaki ZX636 - Orwell Motorcycles ipswich	1	2:16.816	4 Laps	1 Lap	78.11			18	
DNF	89			David MUNRO	Yamaha R6 -	1	2:22.817	4 Laps	6.001	74.83			36	

#### FASTEST LAP

76				Anthony JOHNSON	Yamaha R6 - INTA MOTORCYCLE SERVICES LTD	5	1:58.971			89.83 mph			144.57 kph	
48	C			Rhys FORREST	Kawasaki ZX636 -	4	2:01.690			87.83 mph			141.34 kph	

#### Comments:

\* No. 54 - Please fit a working transponder  
 Class - 92.5% of Race Speed = 81.80 mph  
 Class C - 92.5% of Race Speed = 79.30 mph

Weather / Track : Cloudy / Dry

Date: 04/05/2024 Start: 13:02 Finish: 13:12  
Snetterton 300: 2.9689 miles

These results are provisional until the conclusion of any judicial and technical matters.

Clerk Of Course:	Stewards:	Timekeeper:	<i>Craig Smith</i>	
------------------	-----------	-------------	--------------------	--

Results can be found at [www.tsl-timing.com](http://www.tsl-timing.com)

Printed - 13:14 Saturday, 04 May 2024



# BMCRC - MRO Championships 2024 - Rnd 3 @ Snetterton 300

## DART MRO 600 inc Clubman 600 & GP2/EVO

### RACE 4 - LAP CHART

LAP 1 @ 13:04:40.094			LAP 2 @ 13:06:40.377			LAP 3 @ 13:08:39.959			LAP 4 @ 13:10:39.347			LAP 5 @ 13:12:38.318		
NO	BEHIND	LAP TIME	NO	BEHIND	LAP TIME	NO	BEHIND	LAP TIME	NO	BEHIND	LAP TIME	NO	BEHIND	LAP TIME
212		2:06.009	76		1:59.893	76		1:59.582	76		1:59.388	76		1:58.971
76	0.390	2:06.399	212	0.314	2:00.597	3	0.585	1:59.630	3	0.740	1:59.543	3	1.090	1:59.321
56	1.060	2:07.069	3	0.537	1:59.150	56	0.945	1:59.186	56	1.018	1:59.461	56	1.608	1:59.561
3	1.670	2:07.679	56	1.341	2:00.564	1	5.417	2:02.238	1	7.983	2:01.954	1	10.727	2:01.715
1	2.106	2:08.115	1	2.761	2:00.938	5	5.591	2:01.992	5	8.550	2:02.347	5	11.387	2:01.808
5	2.657	2:08.666	5	3.181	2:00.807	91	11.306	2:04.126	91	14.357	2:02.439	71	18.665	2:03.197
91	3.082	2:09.091	80	6.614	2:02.932	71	11.450	2:03.600	71	14.439	2:02.377	91	18.919	2:03.533
71	3.931	2:09.940	91	6.762	2:03.963	531	12.268	2:04.113	48	15.245	2:01.690	48	19.004	2:02.730
80	3.965	2:09.974	71	7.432	2:03.784	48	12.943	2:03.286	531	15.435	2:02.555	531	19.434	2:02.970
531	4.396	2:10.405	531	7.737	2:03.624	17	14.101	2:04.682	17	18.743	2:04.030	39	22.911	2:02.885
17	5.252	2:11.261	17	9.001	2:04.032	80	14.397	2:07.365	39	18.997	2:02.338	17	23.812	2:04.040
48	6.965	2:12.974	48	9.239	2:02.557	35	15.544	2:03.809	35	19.593	2:03.437	35	24.238	2:03.616
440	7.188	2:13.197	35	11.317	2:03.942	39	16.047	2:03.996	80	20.302	2:05.293	80	27.055	2:05.724
35	7.658	2:13.667	39	11.633	2:03.990	440	19.445	2:06.342	992	25.893	2:05.501	169	31.648	2:03.203
39	7.926	2:13.935	440	12.685	2:05.780	992	19.780	2:05.772	440	27.243	2:07.186	992	31.952	2:05.030
28	8.099	2:14.108	992	13.590	2:05.175	28	20.505	2:05.928	169	27.416	2:04.696	440	33.653	2:05.381
992	8.698	2:14.707	28	14.159	2:06.343	87	20.904	2:05.936	87	28.023	2:06.507	74	34.371	2:05.246
87	9.182	2:15.191	87	14.550	2:05.651	74	21.670	2:04.709	74	28.096	2:05.814	87	35.959	2:06.907
67	10.043	2:16.052	67	16.011	2:06.251	169	22.108	2:02.984	910	35.460	2:07.482	115	43.358	2:06.364
74	10.555	2:16.564	74	16.543	2:06.271	67	25.719	2:09.290	67	35.862	2:09.531	910	43.817	2:07.328
81	10.807	2:16.816	169	18.706	2:04.679	910	27.366	2:06.897	115	35.965	2:07.220	67	45.382	2:08.491
910	12.696	2:18.705	910	20.051	2:07.638	115	28.133	2:06.576	181	40.536	2:05.778	181	47.220	2:05.655
115	12.748	2:18.757	115	21.139	2:08.674	444	31.608	2:09.458	444	40.798	2:08.578	444	48.827	2:07.000
444	12.762	2:18.771	444	21.732	2:09.253	181	34.146	2:06.740	54	47.447		54	58.905	
169	14.310	2:20.319	70	25.381	2:11.142	54	36.422		70	49.861	2:12.007	70	1:01.464	2:10.574
70	14.522	2:20.531	54	25.844		70	37.242	2:11.443	64	50.225	2:10.307	64	1:02.037	2:10.783
825	14.703	2:20.712	181	26.988	2:07.218	825	38.020	2:10.331	825	50.345	2:11.713	825	1:02.302	2:10.928
54	14.945		825	27.271	2:12.851	64	39.306	2:10.558	131	54.106	2:10.715	131	1:05.412	2:10.277
89	16.808	2:22.817	64	28.330	2:11.294	131	42.779	2:11.201	84	1:01.864	2:13.849	84	1:17.025	2:14.132
64	17.319	2:23.328	131	31.160	2:12.029	84	47.403	2:14.128	41	1:02.361	2:13.573	41	1:17.681	2:14.291
84	19.245	2:25.254	84	32.857	2:13.895	41	48.176	2:13.849	65	1:03.789	2:12.170	65	1:17.703	2:12.885
131	19.414	2:25.423	41	33.909	2:13.774	111	50.659	2:13.783	111	1:04.803	2:13.532	111	1:18.465	2:12.633
181	20.053	2:26.062	111	36.458	2:15.697	65	51.007	2:13.288	79	1:07.471	2:14.698	79	1:21.905	2:13.405
41	20.418	2:26.427	79	37.094	2:15.579	79	52.161	2:14.649	124	1:10.179	2:13.994	124	1:22.861	2:11.653
111	21.044	2:27.053	65	37.301	2:14.533	124	55.573	2:14.713	6	1:13.563	2:16.359	6	1:32.730	2:18.138
79	21.798	2:27.807	124	40.442	2:17.774	6	56.592	2:15.360						
6	22.884	2:28.893	6	40.814	2:18.213									
124	22.951	2:28.960												
65	23.051	2:29.060												

# BMCRC - MRO Championships 2024 - Rnd 3 @ Snetterton 300

## DART MRO 600 inc Clubman 600 & GP2/EVO

### RACE 4 - POSITION CHART

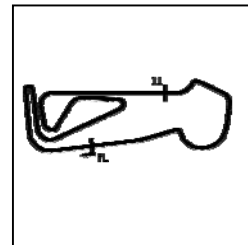
No	Name	Lap Pos	Lap				
			1	2	3	4	5
56	MILLS	1	212	76	76	76	76
91	HIRST	2	76	212	3	3	3
3	LAMBDEN	3	56	3	56	56	56
212	PALLETT	4	3	56	1	1	1
5	MACRAE	5	1	1	5	5	5
181	GOODFELLOW	6	5	5	91	91	71
76	JOHNSON	7	91	80	71	71	91
1	FOWLE	8	71	91	531	48	48
80	CREASEY	9	80	71	48	531	531
71	MACRAE	10	531	531	17	17	39
531	KOURTI	11	17	17	80	39	17
169	CUNNINGHAM	12	48	48	35	35	35
440	EVERTON	13	440	35	39	80	80
39	MONK	14	35	39	440	992	169
17	BAKER	15	39	440	992	440	992
48	FORREST	16	28	992	28	169	440
81	McMULLAN	17	992	28	87	87	74
54	ANDERTON	18	87	87	74	74	87
70	SWYER	19	67	67	169	910	115
35	DICKINSON	20	74	74	67	67	910
115	MAHER	21	81	169	910	115	67
67	ANSELL	22	910	910	115	181	181
84	HIGGINS	23	115	115	444	444	444
28	WALKER	24	444	444	181	54	54
910	GOWER	25	169	70	54	70	70
87	DOOLAN	26	70	54	70	64	64
992	WORMALD	27	825	181	825	825	825
64	ALLAN	28	54	825	64	131	131
41	PEACE	29	89	64	131	84	84
74	VAUGHAN	30	64	131	84	41	41
444	BUTLER	31	84	84	41	65	65
65	SOILLEUX	32	131	41	111	111	111
79	SPILLER	33	181	111	65	79	79
825	OWENS	34	41	79	79	124	124
89	MUNRO	35	111	65	124	6	6
111	JACKSON	36	79	124	6		
6	FAITH	37	6	6			
131	DIDWELL	38	124				
124	STRUTT	39	65				



# BMCRC - MRO Championships 2024 - Rnd 3 @ Snetterton 300

## DART MRO 600 inc Clubman 600 & GP2/EVO

### RACE 4 - SECTOR ANALYSIS



SECTOR 1 = FL to I1, SECTOR 2 = I1 to FL, DIFF = Difference To Personal Best Lap, P = Crossed Finish Line in Pit Lane, D = Time Disallowed

P1 76		Anthony JOHNSON		Yamaha R6 - INTA MOTORCYCLE SERVICES LTD		
IDEAL LAP TIME : 1:58.971		BEST LAP TIME : 1:58.971		DIFFERENCE : 0.000		
LAP	SECTOR 1	SECTOR 2	LAP TIME	MPH	DIFF	TIME OF DAY
1 -		40.473	2:06.399	84.55	7.428	13:04:40.484
2 -	1:19.711	40.182	1:59.893	89.14	0.922	13:06:40.377
3 -	1:19.580	40.002	1:59.582 (3)	89.37	0.611	13:08:39.959
4 -	1:19.399	39.989	1:59.388 (2)	89.52	0.417	13:10:39.347
5 -	<b>1:19.079</b>	<b>39.892</b>	<b>1:58.971 (1)</b>	<b>89.83</b>		<b>13:12:38.318</b>

P2 3		Joey LAMBDEN		Kawasaki 636 -		
IDEAL LAP TIME : 1:58.869		BEST LAP TIME : 1:59.150		DIFFERENCE : 0.281		
LAP	SECTOR 1	SECTOR 2	LAP TIME	MPH	DIFF	TIME OF DAY
1 -		40.180	2:07.679	83.71	8.529	13:04:41.764
2 -	1:19.226	39.924	<b>1:59.150 (1)</b>	<b>89.70</b>		<b>13:06:40.914</b>
3 -	1:19.915	<b>39.715</b>	1:59.630	89.34	0.480	13:08:40.544
4 -	1:19.791	39.752	1:59.543 (3)	89.40	0.393	13:10:40.087
5 -	<b>1:19.154</b>	40.167	1:59.321 (2)	89.57	0.171	13:12:39.408

P3 56		Michael MILLS		Yamaha R6 - A51 Racing, The Wokingham Bar Company		
IDEAL LAP TIME : 1:59.113		BEST LAP TIME : 1:59.186		DIFFERENCE : 0.073		
LAP	SECTOR 1	SECTOR 2	LAP TIME	MPH	DIFF	TIME OF DAY
1 -		40.030	2:07.069	84.11	7.883	13:04:41.154
2 -	1:20.364	40.200	2:00.564	88.65	1.378	13:06:41.718
3 -	<b>1:19.359</b>	39.827	<b>1:59.186 (1)</b>	<b>89.67</b>		<b>13:08:40.904</b>
4 -	1:19.694	39.767	1:59.461 (2)	89.46	0.275	13:10:40.365
5 -	1:19.807	<b>39.754</b>	1:59.561 (3)	89.39	0.375	13:12:39.926

P4 1		Harry FOWLE		Yamaha R6 - HF Refinishing Racing		
IDEAL LAP TIME : 2:00.918		BEST LAP TIME : 2:00.938		DIFFERENCE : 0.020		
LAP	SECTOR 1	SECTOR 2	LAP TIME	MPH	DIFF	TIME OF DAY
1 -		40.611	2:08.115	83.42	7.177	13:04:42.200
2 -	<b>1:20.508</b>	40.430	<b>2:00.938 (1)</b>	<b>88.37</b>		<b>13:06:43.138</b>
3 -	1:21.387	40.851	2:02.238	87.43	1.300	13:08:45.376
4 -	1:21.335	40.619	2:01.954 (3)	87.64	1.016	13:10:47.330
5 -	1:21.305	<b>40.410</b>	2:01.715 (2)	87.81	0.777	13:12:49.045

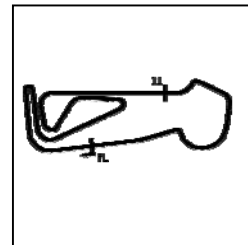
P5 5		Luke MACRAE		Triumph 765 - Bournephoto.co.uk		
IDEAL LAP TIME : 2:00.807		BEST LAP TIME : 2:00.807		DIFFERENCE : 0.000		
LAP	SECTOR 1	SECTOR 2	LAP TIME	MPH	DIFF	TIME OF DAY
1 -		40.689	2:08.666	83.06	7.859	13:04:42.751
2 -	<b>1:20.507</b>	<b>40.300</b>	<b>2:00.807 (1)</b>	<b>88.47</b>		<b>13:06:43.558</b>
3 -	1:21.174	40.818	2:01.992 (3)	87.61	1.185	13:08:45.550
4 -	1:21.372	40.975	2:02.347	87.35	1.540	13:10:47.897
5 -	1:21.133	40.675	2:01.808 (2)	87.74	1.001	13:12:49.705

P6 71		Oliver MACRAE		- Gorilla Racing		
IDEAL LAP TIME : 2:02.377		BEST LAP TIME : 2:02.377		DIFFERENCE : 0.000		
LAP	SECTOR 1	SECTOR 2	LAP TIME	MPH	DIFF	TIME OF DAY
1 -		41.580	2:09.940	82.25	7.563	13:04:44.025
2 -	1:22.541	41.243	2:03.784	86.34	1.407	13:06:47.809
3 -	1:22.475	41.125	2:03.600 (3)	86.47	1.223	13:08:51.409
4 -	<b>1:21.638</b>	<b>40.739</b>	<b>2:02.377 (1)</b>	<b>87.33</b>		<b>13:10:53.786</b>
5 -	1:21.950	41.247	2:03.197 (2)	86.75	0.820	13:12:56.983

# BMCRC - MRO Championships 2024 - Rnd 3 @ Snetterton 300

## DART MRO 600 inc Clubman 600 & GP2/EVO

### RACE 4 - SECTOR ANALYSIS



SECTOR 1 = FL to I1, SECTOR 2 = I1 to FL, DIFF = Difference To Personal Best Lap, P = Crossed Finish Line in Pit Lane, D = Time Disallowed

P7 91		Sam HIRST		Kawasaki ZX-636 - Team Valley Racing		
IDEAL LAP TIME : 2:02.439		BEST LAP TIME : 2:02.439		DIFFERENCE : 0.000		
LAP	SECTOR 1	SECTOR 2	LAP TIME	MPH	DIFF	TIME OF DAY
1 -		41.655	2:09.091	82.79	6.652	13:04:43.176
2 -	1:22.236	41.727	2:03.963 (3)	86.21	1.524	13:06:47.139
3 -	1:22.719	41.407	2:04.126	86.10	1.687	13:08:51.265
4 -	<b>1:21.610</b>	<b>40.829</b>	<b>2:02.439 (1)</b>	<b>87.29</b>		<b>13:10:53.704</b>
5 -	1:22.048	41.485	2:03.533 (2)	86.52	1.094	13:12:57.237

P8 48 C		Rhys FORREST		Kawasaki ZX636 -		
IDEAL LAP TIME : 2:01.690		BEST LAP TIME : 2:01.690		DIFFERENCE : 0.000		
LAP	SECTOR 1	SECTOR 2	LAP TIME	MPH	DIFF	TIME OF DAY
1 -		41.985	2:12.974	80.37	11.284	13:04:47.059
2 -	1:21.824	40.733	2:02.557 (2)	87.20	0.867	13:06:49.616
3 -	1:22.266	41.020	2:03.286	86.69	1.596	13:08:52.902
4 -	<b>1:21.022</b>	<b>40.668</b>	<b>2:01.690 (1)</b>	<b>87.83</b>		<b>13:10:54.592</b>
5 -	1:21.468	41.262	2:02.730 (3)	87.08	1.040	13:12:57.322

P9 531 C		Jake KOURTI		Yamaha R6 - Red Mist Ltd/ GK Tree Surgeons Ltd/JWG Motorc		
IDEAL LAP TIME : 2:02.319		BEST LAP TIME : 2:02.555		DIFFERENCE : 0.236		
LAP	SECTOR 1	SECTOR 2	LAP TIME	MPH	DIFF	TIME OF DAY
1 -		41.056	2:10.405	81.96	7.850	13:04:44.490
2 -	1:22.234	41.390	2:03.624 (3)	86.45	1.069	13:06:48.114
3 -	1:22.782	41.331	2:04.113	86.11	1.558	13:08:52.227
4 -	1:21.515	<b>41.040</b>	<b>2:02.555 (1)</b>	<b>87.21</b>		<b>13:10:54.782</b>
5 -	<b>1:21.279</b>	41.691	2:02.970 (2)	86.91	0.415	13:12:57.752

P10 39 C		Aaron MONK		Kawasaki NINJA 636 - flyaspitfire.co.uk		
IDEAL LAP TIME : 2:02.287		BEST LAP TIME : 2:02.338		DIFFERENCE : 0.051		
LAP	SECTOR 1	SECTOR 2	LAP TIME	MPH	DIFF	TIME OF DAY
1 -		42.592	2:13.935	79.80	11.597	13:04:48.020
2 -	1:22.768	41.222	2:03.990 (3)	86.20	1.652	13:06:52.010
3 -	1:22.297	41.699	2:03.996	86.19	1.658	13:08:56.006
4 -	<b>1:21.282</b>	41.056	<b>2:02.338 (1)</b>	<b>87.36</b>		<b>13:10:58.344</b>
5 -	1:21.880	<b>41.005</b>	2:02.885 (2)	86.97	0.547	13:13:01.229

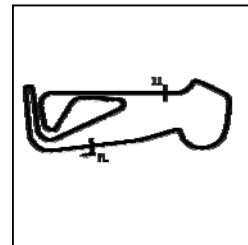
P11 17		Philip BAKER		Yamaha R6 - Ashford Accident Repair Centre Ltd		
IDEAL LAP TIME : 2:03.830		BEST LAP TIME : 2:04.030		DIFFERENCE : 0.200		
LAP	SECTOR 1	SECTOR 2	LAP TIME	MPH	DIFF	TIME OF DAY
1 -		41.444	2:11.261	81.42	7.231	13:04:45.346
2 -	1:22.702	41.330	2:04.032 (2)	86.17	0.002	13:06:49.378
3 -	1:23.093	41.589	2:04.682	85.72	0.652	13:08:54.060
4 -	<b>1:22.686</b>	41.344	<b>2:04.030 (1)</b>	<b>86.17</b>		<b>13:10:58.090</b>
5 -	1:22.896	<b>41.144</b>	2:04.040 (3)	86.16	0.010	13:13:02.130

P12 35		Kai DICKINSON		Kawasaki ZX636 -		
IDEAL LAP TIME : 2:03.155		BEST LAP TIME : 2:03.437		DIFFERENCE : 0.282		
LAP	SECTOR 1	SECTOR 2	LAP TIME	MPH	DIFF	TIME OF DAY
1 -		42.464	2:13.667	79.96	10.230	13:04:47.752
2 -	1:22.374	41.568	2:03.942	86.23	0.505	13:06:51.694
3 -	1:22.383	41.426	2:03.809 (3)	86.32	0.372	13:08:55.503
4 -	<b>1:22.066</b>	41.371	<b>2:03.437 (1)</b>	<b>86.58</b>		<b>13:10:58.940</b>
5 -	1:22.527	<b>41.089</b>	2:03.616 (2)	86.46	0.179	13:13:02.556

# BMCRC - MRO Championships 2024 - Rnd 3 @ Snetterton 300

## DART MRO 600 inc Clubman 600 & GP2/EVO

### RACE 4 - SECTOR ANALYSIS



SECTOR 1 = FL to I1, SECTOR 2 = I1 to FL, DIFF = Difference To Personal Best Lap, P = Crossed Finish Line in Pit Lane, D = Time Disallowed

P13 80		Morgan CREASEY		Yamaha R6 - Warics Ltd		
IDEAL LAP TIME : 2:02.529		BEST LAP TIME : 2:02.932		DIFFERENCE : 0.403		
LAP	SECTOR 1	SECTOR 2	LAP TIME	MPH	DIFF	TIME OF DAY
1 -		41.239	2:09.974	82.23	7.042	13:04:44.059
2 -	<b>1:21.469</b>	41.463	<b>2:02.932 (1)</b>	<b>86.94</b>		<b>13:06:46.991</b>
3 -	1:23.654	43.711	2:07.365	83.91	4.433	13:08:54.356
4 -	1:24.233	<b>41.060</b>	2:05.293 (2)	85.30	2.361	13:10:59.649
5 -	1:23.776	41.948	2:05.724 (3)	85.01	2.792	13:13:05.373

P14 169		Gareth CUNNINGHAM		Yamaha R6 - Burnham cars ltd		
IDEAL LAP TIME : 2:02.773		BEST LAP TIME : 2:02.984		DIFFERENCE : 0.211		
LAP	SECTOR 1	SECTOR 2	LAP TIME	MPH	DIFF	TIME OF DAY
1 -		51.229	2:20.319	76.16	17.335	13:04:54.404
2 -	1:23.120	41.559	2:04.679 (3)	85.72	1.695	13:06:59.083
3 -	1:21.676	<b>41.308</b>	<b>2:02.984 (1)</b>	<b>86.90</b>		<b>13:09:02.067</b>
4 -	1:22.968	41.728	2:04.696	85.71	1.712	13:11:06.763
5 -	<b>1:21.465</b>	41.738	2:03.203 (2)	86.75	0.219	13:13:09.966

P15 992		Eddy WORMALD		Yamaha R6 -		
IDEAL LAP TIME : 2:04.528		BEST LAP TIME : 2:05.030		DIFFERENCE : 0.502		
LAP	SECTOR 1	SECTOR 2	LAP TIME	MPH	DIFF	TIME OF DAY
1 -		42.546	2:14.707	79.34	9.677	13:04:48.792
2 -	1:23.102	42.073	2:05.175 (2)	85.38	0.145	13:06:53.967
3 -	1:23.266	42.506	2:05.772	84.97	0.742	13:08:59.739
4 -	1:23.706	<b>41.795</b>	2:05.501 (3)	85.16	0.471	13:11:05.240
5 -	<b>1:22.733</b>	42.297	<b>2:05.030 (1)</b>	<b>85.48</b>		<b>13:13:10.270</b>

P16 440 C		Elijah EVERTON		KAWASAKI NINJA 600 -		
IDEAL LAP TIME : 2:05.025		BEST LAP TIME : 2:05.381		DIFFERENCE : 0.356		
LAP	SECTOR 1	SECTOR 2	LAP TIME	MPH	DIFF	TIME OF DAY
1 -		42.356	2:13.197	80.24	7.816	13:04:47.282
2 -	1:24.053	<b>41.727</b>	2:05.780 (2)	84.97	0.399	13:06:53.062
3 -	1:24.173	42.169	2:06.342 (3)	84.59	0.961	13:08:59.404
4 -	1:25.036	42.150	2:07.186	84.03	1.805	13:11:06.590
5 -	<b>1:23.298</b>	42.083	<b>2:05.381 (1)</b>	<b>85.24</b>		<b>13:13:11.971</b>

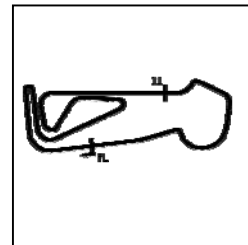
P17 74 C		Tom VAUGHAN		Yamaha R6 - Lamonde Automation Ltd, Smiths Mechanical Sup		
IDEAL LAP TIME : 2:04.657		BEST LAP TIME : 2:04.709		DIFFERENCE : 0.052		
LAP	SECTOR 1	SECTOR 2	LAP TIME	MPH	DIFF	TIME OF DAY
1 -		42.691	2:16.564	78.26	11.855	13:04:50.649
2 -	1:24.368	41.903	2:06.271	84.64	1.562	13:06:56.920
3 -	1:23.425	<b>41.284</b>	<b>2:04.709 (1)</b>	<b>85.70</b>		<b>13:09:01.629</b>
4 -	1:24.048	41.766	2:05.814 (3)	84.95	1.105	13:11:07.443
5 -	<b>1:23.373</b>	41.873	2:05.246 (2)	85.33	0.537	13:13:12.689

P18 87 C		Ben DOOLAN		Yamaha R6 - My Wallet		
IDEAL LAP TIME : 2:04.861		BEST LAP TIME : 2:05.651		DIFFERENCE : 0.790		
LAP	SECTOR 1	SECTOR 2	LAP TIME	MPH	DIFF	TIME OF DAY
1 -		42.520	2:15.191	79.05	9.540	13:04:49.276
2 -	<b>1:23.068</b>	42.583	<b>2:05.651 (1)</b>	<b>85.06</b>		<b>13:06:54.927</b>
3 -	1:24.105	41.831	2:05.936 (2)	84.86	0.285	13:09:00.863
4 -	1:24.714	<b>41.793</b>	2:06.507 (3)	84.48	0.856	13:11:07.370
5 -	1:24.916	41.991	2:06.907	84.21	1.256	13:13:14.277

# BMCRC - MRO Championships 2024 - Rnd 3 @ Snetterton 300

## DART MRO 600 inc Clubman 600 & GP2/EVO

### RACE 4 - SECTOR ANALYSIS



SECTOR 1 = FL to I1, SECTOR 2 = I1 to FL, DIFF = Difference To Personal Best Lap, P = Crossed Finish Line in Pit Lane, D = Time Disallowed

P19 115 C		Brian MAHER		Yamaha R6 - Spraytech /Espresso Solutions		
IDEAL LAP TIME : 2:06.053		BEST LAP TIME : 2:06.364		DIFFERENCE : 0.311		
LAP	SECTOR 1	SECTOR 2	LAP TIME	MPH	DIFF	TIME OF DAY
1 -		43.622	2:18.757	77.02	12.393	13:04:52.842
2 -	1:25.507	43.167	2:08.674	83.06	2.310	13:07:01.516
3 -	1:24.544	42.032	2:06.576 (2)	84.44	0.212	13:09:08.092
4 -	<b>1:24.036</b>	43.184	2:07.220 (3)	84.01	0.856	13:11:15.312
5 -	1:24.347	<b>42.017</b>	<b>2:06.364 (1)</b>	<b>84.58</b>		<b>13:13:21.676</b>

P20 910 C		Harry GOWER		Triumph DAYTONA 675 - RG Racing		
IDEAL LAP TIME : 2:06.562		BEST LAP TIME : 2:06.897		DIFFERENCE : 0.335		
LAP	SECTOR 1	SECTOR 2	LAP TIME	MPH	DIFF	TIME OF DAY
1 -		43.373	2:18.705	77.05	11.808	13:04:52.790
2 -	1:24.842	42.796	2:07.638	83.73	0.741	13:07:00.428
3 -	1:24.438	<b>42.459</b>	<b>2:06.897 (1)</b>	<b>84.22</b>		<b>13:09:07.325</b>
4 -	<b>1:24.103</b>	43.379	2:07.482 (3)	83.83	0.585	13:11:14.807
5 -	1:24.829	42.499	2:07.328 (2)	83.94	0.431	13:13:22.135

P21 67 C		Edward ANSELL		Triumph 675 - E a Ansell contractors		
IDEAL LAP TIME : 2:06.089		BEST LAP TIME : 2:06.251		DIFFERENCE : 0.162		
LAP	SECTOR 1	SECTOR 2	LAP TIME	MPH	DIFF	TIME OF DAY
1 -		<b>42.578</b>	2:16.052	78.55	9.801	13:04:50.137
2 -	<b>1:23.511</b>	42.740	<b>2:06.251 (1)</b>	<b>84.65</b>		<b>13:06:56.388</b>
3 -	1:26.265	43.025	2:09.290 (3)	82.66	3.039	13:09:05.678
4 -	1:25.535	43.996	2:09.531	82.51	3.280	13:11:15.209
5 -	1:25.319	43.172	2:08.491 (2)	83.18	2.240	13:13:23.700

P22 181		Mike GOODFELLOW		Kawasaki ZX6R -		
IDEAL LAP TIME : 2:05.101		BEST LAP TIME : 2:05.655		DIFFERENCE : 0.554		
LAP	SECTOR 1	SECTOR 2	LAP TIME	MPH	DIFF	TIME OF DAY
1 -		43.871	2:26.062	73.17	20.407	13:05:00.147
2 -	1:24.722	42.496	2:07.218	84.01	1.563	13:07:07.365
3 -	1:24.678	42.062	2:06.740 (3)	84.33	1.085	13:09:14.105
4 -	<b>1:23.268</b>	42.510	2:05.778 (2)	84.97	0.123	13:11:19.883
5 -	1:23.822	<b>41.833</b>	<b>2:05.655 (1)</b>	<b>85.05</b>		<b>13:13:25.538</b>

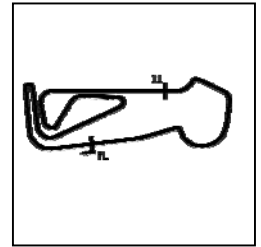
P23 444		Vincent BUTLER		Yamaha YZF R6 - Me		
IDEAL LAP TIME : 2:06.998		BEST LAP TIME : 2:07.000		DIFFERENCE : 0.002		
LAP	SECTOR 1	SECTOR 2	LAP TIME	MPH	DIFF	TIME OF DAY
1 -		43.027	2:18.771	77.01	11.771	13:04:52.856
2 -	1:25.828	43.425	2:09.253 (3)	82.69	2.253	13:07:02.109
3 -	1:26.047	43.411	2:09.458	82.56	2.458	13:09:11.567
4 -	1:26.034	<b>42.544</b>	2:08.578 (2)	83.12	1.578	13:11:20.145
5 -	<b>1:24.454</b>	42.546	<b>2:07.000 (1)</b>	<b>84.15</b>		<b>13:13:27.145</b>

P24 54 C		Jake ANDERTON		Yamaha R6 - Hunter Racing		
IDEAL LAP TIME :		BEST LAP TIME : 2:10.160		DIFFERENCE :		
LAP	SECTOR 1	SECTOR 2	LAP TIME	MPH	DIFF	TIME OF DAY
1 -						
2 -						
3 -						
4 -						
5 -						

# BMCRC - MRO Championships 2024 - Rnd 3 @ Snetterton 300

## DART MRO 600 inc Clubman 600 & GP2/EVO

### RACE 4 - SECTOR ANALYSIS



SECTOR 1 = FL to I1, SECTOR 2 = I1 to FL, DIFF = Difference To Personal Best Lap, P = Crossed Finish Line in Pit Lane, D = Time Disallowed

P25 70 C		Kallam SWYER		Kawasaki ZX6R - Road and racing performance		
IDEAL LAP TIME : 2:10.537		BEST LAP TIME : 2:10.574		DIFFERENCE : 0.037		
LAP	SECTOR 1	SECTOR 2	LAP TIME	MPH	DIFF	TIME OF DAY
1 -		44.512	2:20.531	76.05	9.957	13:04:54.616
2 -	1:26.714	44.428	2:11.142 (2)	81.50	0.568	13:07:05.758
3 -	1:27.608	<b>43.835</b>	2:11.443 (3)	81.31	0.869	13:09:17.201
4 -	1:27.220	44.787	2:12.007	80.96	1.433	13:11:29.208
5 -	<b>1:26.702</b>	43.872	<b>2:10.574 (1)</b>	<b>81.85</b>		<b>13:13:39.782</b>

P26 64 C		Jack ALLAN		Yamaha R6 -		
IDEAL LAP TIME : 2:09.708		BEST LAP TIME : 2:10.307		DIFFERENCE : 0.599		
LAP	SECTOR 1	SECTOR 2	LAP TIME	MPH	DIFF	TIME OF DAY
1 -		44.906	2:23.328	74.57	13.021	13:04:57.413
2 -	1:27.295	<b>43.999</b>	2:11.294	81.40	0.987	13:07:08.707
3 -	1:26.452	44.106	2:10.558 (2)	81.86	0.251	13:09:19.265
4 -	<b>1:25.709</b>	44.598	<b>2:10.307 (1)</b>	<b>82.02</b>		<b>13:11:29.572</b>
5 -	1:26.525	44.258	2:10.783 (3)	81.72	0.476	13:13:40.355

P27 825 C		Cody OWENS		Suzuki GSXR 600 - Crippling debt		
IDEAL LAP TIME : 2:09.906		BEST LAP TIME : 2:10.331		DIFFERENCE : 0.425		
LAP	SECTOR 1	SECTOR 2	LAP TIME	MPH	DIFF	TIME OF DAY
1 -		44.357	2:20.712	75.95	10.381	13:04:54.797
2 -	1:27.054	45.797	2:12.851	80.45	2.520	13:07:07.648
3 -	<b>1:26.335</b>	43.996	<b>2:10.331 (1)</b>	<b>82.00</b>		<b>13:09:17.979</b>
4 -	1:27.066	44.647	2:11.713 (3)	81.14	1.382	13:11:29.692
5 -	1:27.357	<b>43.571</b>	2:10.928 (2)	81.63	0.597	13:13:40.620

P28 131 C		Blake DIDWELL		Kawasaki ZX6R - Black Widow Exhausts   Double Blitz		
IDEAL LAP TIME : 2:10.205		BEST LAP TIME : 2:10.277		DIFFERENCE : 0.072		
LAP	SECTOR 1	SECTOR 2	LAP TIME	MPH	DIFF	TIME OF DAY
1 -		45.568	2:25.423	73.49	15.146	13:04:59.508
2 -	1:27.645	44.384	2:12.029	80.95	1.752	13:07:11.537
3 -	1:27.382	43.819	2:11.201 (3)	81.46	0.924	13:09:22.738
4 -	1:26.967	<b>43.748</b>	2:10.715 (2)	81.76	0.438	13:11:33.453
5 -	<b>1:26.457</b>	43.820	<b>2:10.277 (1)</b>	<b>82.04</b>		<b>13:13:43.730</b>

P29 84 C		George HIGGINS		Yamaha R6 - Aztec Racing		
IDEAL LAP TIME : 2:13.599		BEST LAP TIME : 2:13.849		DIFFERENCE : 0.250		
LAP	SECTOR 1	SECTOR 2	LAP TIME	MPH	DIFF	TIME OF DAY
1 -		45.588	2:25.254	73.58	11.405	13:04:59.339
2 -	1:28.751	<b>45.144</b>	2:13.895 (2)	79.82	0.046	13:07:13.234
3 -	1:28.656	45.472	2:14.128 (3)	79.68	0.279	13:09:27.362
4 -	<b>1:28.455</b>	45.394	<b>2:13.849 (1)</b>	<b>79.85</b>		<b>13:11:41.211</b>
5 -	1:28.821	45.311	2:14.132	79.68	0.283	13:13:55.343

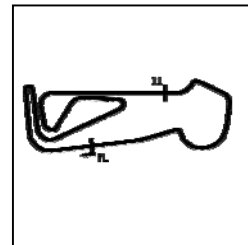
  

P30 41 C		Tony PEACE		Kawasaki ZX6R - Green Boilers and Heating		
IDEAL LAP TIME : 2:13.573		BEST LAP TIME : 2:13.573		DIFFERENCE : 0.000		
LAP	SECTOR 1	SECTOR 2	LAP TIME	MPH	DIFF	TIME OF DAY
1 -		46.069	2:26.427	72.99	12.854	13:05:00.512
2 -	1:28.557	45.217	2:13.774 (2)	79.89	0.201	13:07:14.286
3 -	1:28.674	45.175	2:13.849 (3)	79.85	0.276	13:09:28.135
4 -	<b>1:28.468</b>	<b>45.105</b>	<b>2:13.573 (1)</b>	<b>80.01</b>		<b>13:11:41.708</b>
5 -	1:28.683	45.608	2:14.291	79.58	0.718	13:13:55.999

# BMCRC - MRO Championships 2024 - Rnd 3 @ Snetterton 300

## DART MRO 600 inc Clubman 600 & GP2/EVO

### RACE 4 - SECTOR ANALYSIS



SECTOR 1 = FL to I1, SECTOR 2 = I1 to FL, DIFF = Difference To Personal Best Lap, P = Crossed Finish Line in Pit Lane, D = Time Disallowed

P31 65		Ian SOILLEUX		Kawasaki ZX6 - BDRacing		
IDEAL LAP TIME : 2:12.156		BEST LAP TIME : 2:12.170		DIFFERENCE : 0.014		
LAP	SECTOR 1	SECTOR 2	LAP TIME	MPH	DIFF	TIME OF DAY
1 -		46.462	2:29.060	71.70	16.890	13:05:03.145
2 -	1:28.977	45.556	2:14.533	79.44	2.363	13:07:17.678
3 -	1:28.552	44.736	2:13.288 (3)	80.18	1.118	13:09:30.966
4 -	1:28.239	<b>43.931</b>	<b>2:12.170 (1)</b>	<b>80.86</b>		<b>13:11:43.136</b>
5 -	<b>1:28.225</b>	44.660	2:12.885 (2)	80.43	0.715	13:13:56.021

P32 111		Mark JACKSON		Yamaha R6 - Mick's Tyres Darton		
IDEAL LAP TIME : 2:12.633		BEST LAP TIME : 2:12.633		DIFFERENCE : 0.000		
LAP	SECTOR 1	SECTOR 2	LAP TIME	MPH	DIFF	TIME OF DAY
1 -		45.692	2:27.053	72.68	14.420	13:05:01.138
2 -	1:30.045	45.652	2:15.697	78.76	3.064	13:07:16.835
3 -	1:29.007	44.776	2:13.783 (3)	79.89	1.150	13:09:30.618
4 -	1:28.727	44.805	2:13.532 (2)	80.04	0.899	13:11:44.150
5 -	<b>1:28.263</b>	<b>44.370</b>	<b>2:12.633 (1)</b>	<b>80.58</b>		<b>13:13:56.783</b>

P33 79		Liam SPILLER		Yamaha R6 - LD Renovate Ltd		
IDEAL LAP TIME : 2:13.405		BEST LAP TIME : 2:13.405		DIFFERENCE : 0.000		
LAP	SECTOR 1	SECTOR 2	LAP TIME	MPH	DIFF	TIME OF DAY
1 -		45.574	2:27.807	72.31	14.402	13:05:01.892
2 -	1:29.799	45.780	2:15.579	78.83	2.174	13:07:17.471
3 -	1:28.773	45.876	2:14.649 (2)	79.37	1.244	13:09:32.120
4 -	1:29.024	45.674	2:14.698 (3)	79.34	1.293	13:11:46.818
5 -	<b>1:28.306</b>	<b>45.099</b>	<b>2:13.405 (1)</b>	<b>80.11</b>		<b>13:14:00.223</b>

P34 124 C		Mark STRUTT		Yamaha R6 - MPS Developments LTD		
IDEAL LAP TIME : 2:11.653		BEST LAP TIME : 2:11.653		DIFFERENCE : 0.000		
LAP	SECTOR 1	SECTOR 2	LAP TIME	MPH	DIFF	TIME OF DAY
1 -		47.440	2:28.960	71.75	17.307	13:05:03.045
2 -	1:30.719	47.055	2:17.774	77.57	6.121	13:07:20.819
3 -	1:29.272	45.441	2:14.713 (3)	79.33	3.060	13:09:35.532
4 -	1:28.671	45.323	2:13.994 (2)	79.76	2.341	13:11:49.526
5 -	<b>1:27.134</b>	<b>44.519</b>	<b>2:11.653 (1)</b>	<b>81.18</b>		<b>13:14:01.179</b>

P35 6 C		Gareth FAITH		Kawasaki ZX6R - Sitramoto		
IDEAL LAP TIME : 2:15.360		BEST LAP TIME : 2:15.360		DIFFERENCE : 0.000		
LAP	SECTOR 1	SECTOR 2	LAP TIME	MPH	DIFF	TIME OF DAY
1 -		46.879	2:28.893	71.78	13.533	13:05:02.978
2 -	1:31.464	46.749	2:18.213	77.33	2.853	13:07:21.191
3 -	<b>1:30.151</b>	<b>45.209</b>	<b>2:15.360 (1)</b>	<b>78.96</b>		<b>13:09:36.551</b>
4 -	1:30.819	45.540	2:16.359 (2)	78.38	0.999	13:11:52.910
5 -	1:31.938	46.200	2:18.138 (3)	77.37	2.778	13:14:11.048

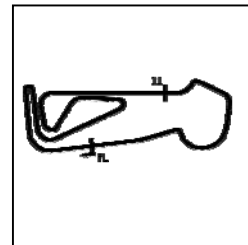
P36 28 C		Tom WALKER		Yamaha R6 - TRW Racing		
IDEAL LAP TIME : 2:05.675		BEST LAP TIME : 2:05.928		DIFFERENCE : 0.253		
LAP	SECTOR 1	SECTOR 2	LAP TIME	MPH	DIFF	TIME OF DAY
1 -		<b>42.096</b>	2:14.108	79.69	8.180	13:04:48.193
2 -	1:23.724	42.619	2:06.343 (2)	84.59	0.415	13:06:54.536
3 -	<b>1:23.579</b>	42.349	<b>2:05.928 (1)</b>	<b>84.87</b>		<b>13:09:00.464</b>

P37 212		Matt PALLETT		Kawasaki ZX636 - BDA Chartered Architects		
IDEAL LAP TIME : 1:59.816		BEST LAP TIME : 2:00.597		DIFFERENCE : 0.781		
LAP	SECTOR 1	SECTOR 2	LAP TIME	MPH	DIFF	TIME OF DAY
1 -		40.737	2:06.009	84.81	5.412	13:04:40.094
2 -	1:20.501	<b>40.096</b>	<b>2:00.597 (1)</b>	<b>88.62</b>		<b>13:06:40.691</b>

# BMCRC - MRO Championships 2024 - Rnd 3 @ Snetterton 300

## DART MRO 600 inc Clubman 600 & GP2/EVO

### RACE 4 - SECTOR ANALYSIS



SECTOR 1 = FL to I1, SECTOR 2 = I1 to FL, DIFF = Difference To Personal Best Lap, P = Crossed Finish Line in Pit Lane, D = Time Disallowed

<b>P38 81 Fred McMULLAN</b>		Kawasaki ZX636 - Orwell Motorcycles ipswich				
IDEAL LAP TIME :		BEST LAP TIME :		DIFFERENCE :		
LAP	SECTOR 1	SECTOR 2	LAP TIME	MPH	DIFF	TIME OF DAY
1 -		<b>43.484</b>	2:16.816	78.11		13:04:50.901

<b>P39 89 David MUNRO</b>		Yamaha R6 -				
IDEAL LAP TIME : 2:18.868		BEST LAP TIME :		DIFFERENCE :		
LAP	SECTOR 1	SECTOR 2	LAP TIME	MPH	DIFF	TIME OF DAY
1 -		<b>44.698</b>	2:22.817	74.83		13:04:56.902

# BMCRC - MRO Championships 2024 - Rnd 3 @ Snetterton 300

## DART MRO 600 inc Clubman 600 & GP2/EVO

### RACE 4 - BEST SECTORS

SECTOR 1			SECTOR 2			IDEAL / BEST COMPARISON						
POS	NO	NAME	TIME	NO	NAME	TIME	POS	NO	NAME	IDEAL	BEST	DIFF
									<b>PERFECT LAP</b>	<b>1:58.794</b>		
1	76	JOHNSON	1:19.079	3	LAMBDEN	39.715	1	3	LAMBDEN	1:58.869	1:59.150	0.281
2	3	LAMBDEN	1:19.154	56	MILLS	39.754	2	76	JOHNSON	1:58.971	1:58.971	0.000
3	56	MILLS	1:19.359	76	JOHNSON	39.892	3	56	MILLS	1:59.113	1:59.186	0.073
4	212	PALLET	1:19.720	212	PALLET	40.096	4	212	PALLET	1:59.816	2:00.597	0.781
5	5	MACRAE	1:20.507	5	MACRAE	40.300	5	5	MACRAE	2:00.807	2:00.807	0.000
6	1	FOWLE	1:20.508	1	FOWLE	40.410	6	1	FOWLE	2:00.918	2:00.938	0.020
7	48	FORREST	1:21.022	48	FORREST	40.668	7	48	FORREST	2:01.690	2:01.690	0.000
8	531	KOURTI	1:21.279	71	MACRAE	40.739	8	39	MONK	2:02.287	2:02.338	0.051
9	39	MONK	1:21.282	91	HIRST	40.829	9	531	KOURTI	2:02.319	2:02.555	0.236
10	169	CUNNINGHAM	1:21.465	39	MONK	41.005	10	71	MACRAE	2:02.377	2:02.377	0.000
11	80	CREASEY	1:21.469	531	KOURTI	41.040	11	91	HIRST	2:02.439	2:02.439	0.000
12	91	HIRST	1:21.610	80	CREASEY	41.060	12	80	CREASEY	2:02.529	2:02.932	0.403
13	71	MACRAE	1:21.638	35	DICKINSON	41.089	13	169	CUNNINGHAM	2:02.773	2:02.984	0.211
14	35	DICKINSON	1:22.066	17	BAKER	41.144	14	35	DICKINSON	2:03.155	2:03.437	0.282
15	17	BAKER	1:22.686	74	VAUGHAN	41.284	15	17	BAKER	2:03.830	2:04.030	0.200
16	992	WORMALD	1:22.733	169	CUNNINGHAM	41.308	16	992	WORMALD	2:04.528	2:05.030	0.502
17	87	DOOLAN	1:23.068	440	EVERTON	41.727	17	74	VAUGHAN	2:04.657	2:04.709	0.052
18	181	GOODFELLOW	1:23.268	87	DOOLAN	41.793	18	87	DOOLAN	2:04.861	2:05.651	0.790
19	440	EVERTON	1:23.298	992	WORMALD	41.795	19	440	EVERTON	2:05.025	2:05.381	0.356
20	74	VAUGHAN	1:23.373	181	GOODFELLOW	41.833	20	181	GOODFELLOW	2:05.101	2:05.655	0.554
21	67	ANSELL	1:23.511	115	MAHER	42.017	21	28	WALKER	2:05.675	2:05.928	0.253
22	28	WALKER	1:23.579	28	WALKER	42.096	22	115	MAHER	2:06.053	2:06.364	0.311
23	115	MAHER	1:24.036	910	GOWER	42.459	23	67	ANSELL	2:06.089	2:06.251	0.162
24	910	GOWER	1:24.103	444	BUTLER	42.544	24	910	GOWER	2:06.562	2:06.897	0.335
25	444	BUTLER	1:24.454	67	ANSELL	42.578	25	444	BUTLER	2:06.998	2:07.000	0.002
26	64	ALLAN	1:25.709	81	McMULLAN	43.484	26	64	ALLAN	2:09.708	2:10.307	0.599
27	825	OWENS	1:26.335	825	OWENS	43.571	27	825	OWENS	2:09.906	2:10.331	0.425
28	131	DIDWELL	1:26.457	131	DIDWELL	43.748	28	131	DIDWELL	2:10.205	2:10.277	0.072
29	70	SWYER	1:26.702	70	SWYER	43.835	29	70	SWYER	2:10.537	2:10.574	0.037
30	124	STRUTT	1:27.134	65	SOILLEUX	43.931	30	124	STRUTT	2:11.653	2:11.653	0.000
31	65	SOILLEUX	1:28.225	64	ALLAN	43.999	31	65	SOILLEUX	2:12.156	2:12.170	0.014
32	111	JACKSON	1:28.263	111	JACKSON	44.370	32	111	JACKSON	2:12.633	2:12.633	0.000
33	79	SPILLER	1:28.306	124	STRUTT	44.519	33	79	SPILLER	2:13.405	2:13.405	0.000
34	84	HIGGINS	1:28.455	89	MUNRO	44.698	34	41	PEACE	2:13.573	2:13.573	0.000
35	41	PEACE	1:28.468	79	SPILLER	45.099	35	84	HIGGINS	2:13.599	2:13.849	0.250
36	6	FAITH	1:30.151	41	PEACE	45.105	36	6	FAITH	2:15.360	2:15.360	0.000
37	89	MUNRO	1:34.170	84	HIGGINS	45.144	37	89	MUNRO	2:18.868		
38				6	FAITH	45.209	38	54	ANDERTON			
39							39	81	McMULLAN			



# BMCRC - MRO Championships 2024 - Rnd 3 @ Snetterton 300

## DART MRO 600 inc Clubman 600 & GP2/EVO

### RACE 4 - STATISTICS

**Competitors Started** 39  
**Planned Start** 2024-05-04 @ 12:20:00.000  
**Actual Start** 2024-05-04 @ 13:02:34.084  
**Finish Time** 2024-05-04 @ 13:12:38.317  
**Track Length** 2.9689mi.  
**Total Laps** 182  
**Total Distance Covered** 540.3419mi.

#### Session Fastest Lap History

NO	CL	NAME	LAP TIME	TIME OF DAY	LAP	VEHICLE
76		Anthony JOHNSON	1:59.893	13:06:40.382	2	Yamaha R6
3		Joey LAMBDEN	1:59.150	13:06:40.932	2	Kawasaki 636
76		Anthony JOHNSON	1:58.971	13:12:38.325	5	Yamaha R6

#### Session Leader History

NO	CL	NAME	FROM LAP	LAPS LED	DISTANCE	VEHICLE
212		Matt PALLETT	1	1	2.96 miles	Kawasaki ZX636
76		Anthony JOHNSON	2	4	11.87 miles	Yamaha R6

#### Flag History

TYPE	TIME OF DAY
GREEN	13:02:34.084
FINISH	13:12:38.317

#### Flag Statistics

TYPE	COUNT	TOTAL LAPS	TOTAL TIME
Green	1	5	12:01.377
Red	0	0	0.000
Safety Car	0	0	0.000
FCY	0	0	0.000

# BMCRC - MRO Championships 2024 - Rnd 3 @ Snetterton 300

## DART MRO 600 inc Clubman 600 & GP2/EVO

### RACE 4 - STATISTICS

CLASS :

20 Starters

#### Fastest Lap History

NO	NAME	LAP TIME	TIME OF DAY	LAP	VEHICLE
76	Anthony JOHNSON	<b>1:59.893</b>	13:06:40.382	2	Yamaha R6
3	Joey LAMB DEN	<b>1:59.150</b>	13:06:40.932	2	Kawasaki 636
76	Anthony JOHNSON	<b>1:58.971</b>	13:12:38.325	5	Yamaha R6

#### Leader History

NO	NAME	FROM LAP	LAPS LED	DISTANCE	VEHICLE
212	Matt PALLETT	1	1	2.96 miles	Kawasaki ZX636
76	Anthony JOHNSON	2	4	11.87 miles	Yamaha R6

# BMCRC - MRO Championships 2024 - Rnd 3 @ Snetterton 300

## DART MRO 600 inc Clubman 600 & GP2/EVO

### RACE 4 - STATISTICS

CLASS : C

19 Starters

#### Fastest Lap History

NO	NAME	LAP TIME	TIME OF DAY	LAP	VEHICLE
531	Jake KOURTI	<b>2:03.624</b>	13:06:48.131	2	Yamaha R6
48	Rhys FORREST	<b>2:02.557</b>	13:06:49.618	2	Kawasaki ZX636
48	Rhys FORREST	<b>2:01.690</b>	13:10:54.595	4	Kawasaki ZX636

#### Leader History

NO	NAME	FROM LAP	LAPS LED	DISTANCE	VEHICLE
531	Jake KOURTI	1	3	8.90 miles	Yamaha R6
48	Rhys FORREST	4	2	5.93 miles	Kawasaki ZX636



# BMCRC - MRO Championships 2024 - Rnd 3 @ Snetterton 300

## DART MRO 600 inc Clubman 600 & GP2/EVO

### RACE 15 - GRID (5 Laps)

ROW 14			40	144	Jorge HALLIDAY					
ROW 13		39	89	David MUNRO	38	6	Gareth FAITH	37	84	George HIGGINS
ROW 12	36	41	Tony PEACE	35	79	Liam SPILLER	34	111	Mark JACKSON	
ROW 11		33	65	Ian SOILLEUX	32	124	Mark STRUTT	31	70	Kallam SWYER
ROW 10	30	825	Cody OWENS	29	64	Jack ALLAN	28	131	Blake DIDWELL	
ROW 9		27	54	Jake ANDERTON	26	444	Vincent BUTLER	25	910	Harry GOWER
ROW 8	24	81	Fred McMULLAN	23	115	Brian MAHER	22	67	Edward ANSELL	
ROW 7		21	28	Tom WALKER	20	181	Mike GOODFELLOW	19	87	Ben DOOLAN
ROW 6	18	440	Elijah EVERTON	17	992	Eddy WORMALD	16	74	Tom VAUGHAN	
ROW 5		15	17	Philip BAKER	14	35	Kai DICKINSON	13	169	Gareth CUNNINGHAM
ROW 4	12	80	Morgan CREASEY	11	531	Jake KOURTI	10	91	Sam HIRST	
ROW 3		9	71	Oliver MACRAE	8	39	Aaron MONK	7	48	Rhys FORREST
ROW 2	6	1	Harry FOWLE	5	5	Luke MACRAE	4	212	Matt PALLETT	
ROW 1		3	56	Michael MILLS	2	3	Joey LAMBDEN	1	76	Anthony JOHNSON

**Pole**

These results are provisional until the conclusion of any judicial and technical matters.

Snetterton 300: 2.9689 miles

Clerk Of Course:	Stewards:	Timekeeper:	<i>Craig Smith</i>	
------------------	-----------	-------------	--------------------	--

Results can be found at [www.tsl-timing.com](http://www.tsl-timing.com)

Printed - 13:19 Saturday, 04 May 2024





# BMCRC - MRO Championships 2024 - Rnd 3 @ Snetterton 300

## DART MRO 600 inc Clubman 600 & GP2/EVO

### RACE 15 - CLASSIFICATION

Race Distance: 4 Laps / 11.87 miles

POS	NO	CL	PIC	NAME	ENTRY	LAPS	TIME	GAP	DIFF	MPH	BEST	ON	GRD	↑↓
1	212		1	Matt PALLETT	Kawasaki ZX636 - BDA Chartered Architects	4	8:01.876			88.72	1:58.555	4	4	3
2	76		2	Anthony JOHNSON	Yamaha R6 - INTA MOTORCYCLE SERVICES LTD	4	8:03.070	1.194	1.194	88.50	1:59.141	3	1	-1
3	56		3	Michael MILLS	Yamaha R6 - A51 Racing, The Wokingham Bar Company	4	8:03.810	1.934	0.740	88.36	1:59.277	3	3	0
4	3		4	Joey LAMBDEN	Kawasaki 636 -	4	8:03.830	1.954	0.020	88.36	1:59.177	3	2	-2
5	1		5	Harry FOWLE	Yamaha R6 - HF Refinishing Racing	4	8:05.607	3.731	1.777	88.03	1:59.731	4	6	1
6	48	C	1	Rhys FORREST	Kawasaki ZX636 -	4	8:10.403	8.527	4.796	87.17	2:00.800	2	7	1
7	169		6	Gareth CUNNINGHAM	Yamaha R6 - Burnham cars ltd	4	8:15.704	13.828	5.301	86.24	2:01.731	3	13	6
8	35		7	Kai DICKINSON	Kawasaki ZX636 -	4	8:17.309	15.433	1.605	85.96	2:01.913	3	14	6
9	531	C	2	Jake KOURTI	Yamaha R6 - Red Mist Ltd/ GK Tree Surgeons Ltd/JWG Mot	4	8:18.244	16.368	0.935	85.80	2:01.730	4	11	2
10	80		8	Morgan CREASEY	Yamaha R6 - Warics Ltd	4	8:18.882	17.006	0.638	85.69	2:01.930	4	12	2
11	91		9	Sam HIRST	Kawasaki ZX-636 - Team Valley Racing	4	8:18.918	17.042	0.036	85.68	2:02.839	4	10	-1
12	71		10	Oliver MACRAE	- Gorilla Racing	4	8:20.039	18.163	1.121	85.49	2:03.723	4	9	-3
13	39	C	3	Aaron MONK	Kawasaki NINJA 636 - flyaspitfire.co.uk	4	8:20.258	18.382	0.219	85.46	2:02.610	2	8	-5
14	17		11	Philip BAKER	Yamaha R6 - Ashford Accident Repair Centre Ltd	4	8:23.539	21.663	3.281	84.90	2:03.872	3	15	1
15	5		12	Luke MACRAE	Triumph 765 - Bournephoto.co.uk	4	8:23.751	21.875	0.212	84.86	2:03.553	4	5	-10
16	992		13	Eddy WORMALD	Yamaha R6 -	4	8:25.789	23.913	2.038	84.52	2:04.027	3	17	1
17	144		14	Jorge HALLIDAY	Yamaha R6 - Stanford Halliday Racing	4	8:26.428	24.552	0.639	84.41	2:00.767	4	40	23
18	181		15	Mike GOODFELLOW	Kawasaki ZX6R -	4	8:27.427	25.551	0.999	84.25	2:03.331	4	20	2
19	440	C	4	Elijah EVERTON	KAWASAKI NINJA 600 -	4	8:28.675	26.799	1.248	84.04	2:03.972	4	18	-1
20	74	C	5	Tom VAUGHAN	Yamaha R6 - Lamonde Automation Ltd, Smiths Mechanical E	4	8:29.630	27.754	0.955	83.88	2:04.479	4	16	-4
21	910	C	6	Harry GOWER	Triumph DAYTONA 675 - RG Racing	4	8:32.196	30.320	2.566	83.46	2:04.709	4	25	4
22	28	C	7	Tom WALKER	Yamaha R6 - TRW Racing	4	8:34.458	32.582	2.262	83.10	2:05.290	3	21	-1
23	87	C	8	Ben DOOLAN	Yamaha R6 - My Wallet	4	8:35.008	33.132	0.550	83.01	2:05.153	3	19	-4
24	115	C	9	Brian MAHER	Yamaha R6 - Spraytech /Espresso Solutions	4	8:44.319	42.443	9.311	81.53	2:08.680	4	23	-1
25	67	C	10	Edward ANSELL	Triumph 675 - E a Ansell contractors	4	8:44.996	43.120	0.677	81.43	2:08.945	2	22	-3
26	54	C	11	Jake ANDERTON	Yamaha R6 - Hunter Racing	4	8:45.409	43.533	0.413	81.36	2:08.402	4	27	1
27	444		16	Vincent BUTLER	Yamaha YZF R6 - Me	4	8:49.330	47.454	3.921	80.76	2:09.157	3	26	-1
28	64	C	12	Jack ALLAN	Yamaha R6 -	4	8:50.362	48.486	1.032	80.60	2:08.623	4	29	1
29	89		17	David MUNRO	Yamaha R6 -	4	8:56.194	54.318	5.832	79.73	2:10.035	4	39	10
30	131	C	13	Blake DIDWELL	Kawasaki ZX6R - Black Widow Exhausts   Double Blitz	4	8:57.462	55.586	1.268	79.54	2:11.475	3	28	-2
31	111		18	Mark JACKSON	Yamaha R6 - Mick's Tyres Darton	4	9:02.389	1:00.513	4.927	78.82	2:12.237	4	34	3
32	70	C	14	Kallam SWYER	Kawasaki ZX6R - Road and racing performance	4	9:02.426	1:00.550	0.037	78.81	2:12.868	3	31	-1
33	825	C	15	Cody OWENS	Suzuki GSXR 600 - Crippling debt	4	9:02.900	1:01.024	0.474	78.74	2:11.378	4	30	-3
34	84	C	16	George HIGGINS	Yamaha R6 - Aztec Racing	4	9:03.300	1:01.424	0.400	78.68	2:12.202	4	37	3
35	124	C	17	Mark STRUTT	Yamaha R6 - MPS Developments LTD	4	9:04.025	1:02.149	0.725	78.58	2:13.140	4	32	-3
36	65		19	Ian SOILLEUX	Kawasaki ZX6 - BDRacing	4	9:04.384	1:02.508	0.359	78.53	2:12.340	3	33	-3
37	79		20	Liam SPILLER	Yamaha R6 - LD Renovate Ltd	4	9:05.298	1:03.422	0.914	78.40	2:12.507	3	35	-2
38	41	C	18	Tony PEACE	Kawasaki ZX6R - Green Boilers and Heating	4	9:07.941	1:06.065	2.643	78.02	2:13.622	4	36	-2
39	6	C	19	Gareth FAITH	Kawasaki ZX6R - Sitramoto	4	9:23.587	1:21.711	15.646	75.85	2:17.490	3	38	-1

#### FASTEST LAP

212	Matt PALLETT	Kawasaki ZX636 - BDA Chartered Architects	4	1:58.555	90.15 mph	145.08 kph
48 C	Rhys FORREST	Kawasaki ZX636 -	2	2:00.800	88.47 mph	142.39 kph

#### Comments:

Class - 92.5% of Race Speed = 82.06 mph  
 Class C - 92.5% of Race Speed = 80.63 mph

Weather / Track : Cloudy / Dry

Date: 04/05/2024 Start: 17:26 Finish: 17:34  
Snetterton 300: 2.9689 miles

These results are provisional until the conclusion of any judicial and technical matters.

Clerk Of Course:	Stewards:	Timekeeper:	
		<i>Craig Smith</i>	

Results can be found at [www.tsl-timing.com](http://www.tsl-timing.com)

Printed - 17:36 Saturday, 04 May 2024



# BMCRC - MRO Championships 2024 - Rnd 3 @ Snetterton 300

## DART MRO 600 inc Clubman 600 & GP2/EVO

### RACE 15 - LAP CHART

LAP 1 @ 17:28:50.146			LAP 2 @ 17:30:49.530			LAP 3 @ 17:32:48.725			LAP 4 @ 17:34:47.490		
NO	BEHIND	LAP TIME	NO	BEHIND	LAP TIME	NO	BEHIND	LAP TIME	NO	BEHIND	LAP TIME
76		2:04.532	212		1:59.076	76		1:59.141	212		1:58.555
56	0.127	2:04.659	76	0.054	1:59.438	212	0.210	1:59.405	76	1.194	1:59.959
212	0.308	2:04.840	56	0.494	1:59.751	56	0.576	1:59.277	56	1.934	2:00.123
1	0.924	2:05.456	3	1.446	1:59.341	3	1.428	1:59.177	3	1.954	1:59.291
3	1.489	2:06.021	1	1.493	1:59.953	1	2.765	2:00.467	1	3.731	1:59.731
48	2.281	2:06.813	48	3.697	2:00.800	48	5.755	2:01.253	48	8.527	2:01.537
71	3.695	2:08.227	169	8.225	2:02.165	169	10.761	2:01.731	169	13.828	2:01.832
91	4.835	2:09.367	71	8.508	2:04.197	35	12.023	2:01.913	35	15.433	2:02.175
169	5.444	2:09.976	91	8.727	2:03.276	91	12.968	2:03.436	531	16.368	2:01.730
39	5.652	2:10.184	39	8.878	2:02.610	71	13.205	2:03.892	80	17.006	2:01.930
35	6.594	2:11.126	35	9.305	2:02.095	531	13.403	2:03.220	91	17.042	2:02.839
531	6.687	2:11.219	531	9.378	2:02.075	80	13.841	2:02.616	71	18.163	2:03.723
5	6.694	2:11.226	80	10.420	2:02.846	39	13.895	2:04.212	39	18.382	2:03.252
17	6.905	2:11.437	5	11.658	2:04.348	17	16.452	2:03.872	17	21.663	2:03.976
80	6.958	2:11.490	17	11.775	2:04.254	5	17.087	2:04.624	5	21.875	2:03.553
992	8.337	2:12.869	992	13.055	2:04.102	992	17.887	2:04.027	992	23.913	2:04.791
440	8.750	2:13.282	440	14.881	2:05.515	181	20.985	2:04.344	144	24.552	2:00.767
74	9.818	2:14.350	181	15.836	2:05.096	440	21.592	2:05.906	181	25.551	2:03.331
181	10.124	2:14.656	74	16.528	2:06.094	74	22.040	2:04.707	440	26.799	2:03.972
910	11.568	2:16.100	910	18.804	2:06.620	144	22.550	2:01.708	74	27.754	2:04.479
28	12.120	2:16.652	28	19.142	2:06.406	910	24.376	2:04.767	910	30.320	2:04.709
115	12.626	2:17.158	87	19.957	2:06.631	28	25.237	2:05.290	28	32.582	2:06.110
87	12.710	2:17.242	144	20.037	2:03.227	87	25.915	2:05.153	87	33.132	2:05.982
67	13.042	2:17.574	115	22.345	2:09.103	115	32.528	2:09.378	115	42.443	2:08.680
54	13.834	2:18.366	67	22.603	2:08.945	67	32.901	2:09.493	67	43.120	2:08.984
64	15.875	2:20.407	54	23.217	2:08.767	54	33.896	2:09.874	54	43.533	2:08.402
144	16.194	2:20.726	444	26.250	2:09.322	444	36.212	2:09.157	444	47.454	2:10.007
444	16.312	2:20.844	64	27.625	2:11.134	64	38.628	2:10.198	64	48.486	2:08.623
131	17.052	2:21.584	131	29.540	2:11.872	131	41.820	2:11.475	89	54.318	2:10.035
124	17.903	2:22.435	124	31.908	2:13.389	89	43.048	2:10.172	131	55.586	2:12.531
70	18.538	2:23.070	89	32.071	2:12.602	70	46.394	2:12.868	111	1:00.513	2:12.237
89	18.853	2:23.385	70	32.721	2:13.567	111	47.041	2:12.725	70	1:00.550	2:12.921
111	19.658	2:24.190	111	33.511	2:13.237	124	47.774	2:15.061	825	1:01.024	2:11.378
825	20.224	2:24.756	84	33.918	2:13.028	84	47.987	2:13.264	84	1:01.424	2:12.202
84	20.274	2:24.806	825	34.296	2:13.456	825	48.411	2:13.310	124	1:02.149	2:13.140
79	21.002	2:25.534	79	35.244	2:13.626	79	48.556	2:12.507	65	1:02.508	2:12.546
65	21.194	2:25.726	65	35.582	2:13.772	65	48.727	2:12.340	79	1:03.422	2:13.631
41	21.906	2:26.438	41	36.305	2:13.783	41	51.208	2:14.098	41	1:06.065	2:13.622
6	22.908	2:27.440	6	43.449	2:19.925	6	1:01.744	2:17.490	6	1:21.711	2:18.732

# BMCRC - MRO Championships 2024 - Rnd 3 @ Snetterton 300

## DART MRO 600 inc Clubman 600 & GP2/EVO

### RACE 15 - POSITION CHART

No	Name	Lap Pos	Lap			
			←	↻	↻	↻
76	JOHNSON	1	76	212	76	212
3	LAMB DEN	2	56	76	212	76
56	MILLS	3	212	56	56	56
212	PALLET T	4	1	3	3	3
5	MACRAE	5	3	1	1	1
1	FOWLE	6	48	48	48	48
48	FORREST	7	71	169	169	169
39	MONK	8	91	71	35	35
71	MACRAE	9	169	91	91	531
91	HIRST	10	39	39	71	80
531	KOURTI	11	35	35	531	91
80	CREASEY	12	531	531	80	71
169	CUNNINGHAM	13	5	80	39	39
35	DICKINSON	14	17	5	17	17
17	BAKER	15	80	17	5	5
74	VAUGHAN	16	992	992	992	992
992	WORMALD	17	440	440	181	144
440	EVERTON	18	74	181	440	181
87	DOOLAN	19	181	74	74	440
181	GOODFELLOW	20	910	910	144	74
28	WALKER	21	28	28	910	910
67	ANSELL	22	115	87	28	28
115	MAHER	23	87	144	87	87
910	GOWER	24	67	115	115	115
444	BUTLER	25	54	67	67	67
54	ANDERTON	26	64	54	54	54
131	DIDWELL	27	144	444	444	444
64	ALLAN	28	444	64	64	64
825	OWENS	29	131	131	131	89
70	SWYER	30	124	124	89	131
124	STRUTT	31	70	89	70	111
65	SOILLEUX	32	89	70	111	70
111	JACKSON	33	111	111	124	825
79	SPILLER	34	825	84	84	84
41	PEACE	35	84	825	825	124
84	HIGGINS	36	79	79	79	65
6	FAITH	37	65	65	65	79
89	MUNRO	38	41	41	41	41
144	HALLIDAY	39	6	6	6	6

# BMCRC - MRO Championships 2024 - Rnd 3 @ Snetterton 300

## DART MRO 600 inc Clubman 600 & GP2/EVO

### RACE 15 - SECTOR ANALYSIS



SECTOR 1 = FL to I1, SECTOR 2 = I1 to FL, DIFF = Difference To Personal Best Lap, P = Crossed Finish Line in Pit Lane, D = Time Disallowed

P1 212		Matt PALLETT		Kawasaki ZX636 - BDA Chartered Architects		
IDEAL LAP TIME : 1:58.532		BEST LAP TIME : 1:58.555		DIFFERENCE : 0.023		
LAP	SECTOR 1	SECTOR 2	LAP TIME	MPH	DIFF	TIME OF DAY
1 -		<b>39.503</b>	2:04.840	85.61	6.285	17:28:50.454
2 -	1:19.464	39.612	1:59.076 (2)	89.75	0.521	17:30:49.530
3 -	1:19.327	40.078	1:59.405 (3)	89.51	0.850	17:32:48.935
4 -	<b>1:19.029</b>	39.526	<b>1:58.555 (1)</b>	<b>90.15</b>		<b>17:34:47.490</b>

P2 76		Anthony JOHNSON		Yamaha R6 - INTA MOTORCYCLE SERVICES LTD		
IDEAL LAP TIME : 1:58.469		BEST LAP TIME : 1:59.141		DIFFERENCE : 0.672		
LAP	SECTOR 1	SECTOR 2	LAP TIME	MPH	DIFF	TIME OF DAY
1 -		39.916	2:04.532	85.82	5.391	17:28:50.146
2 -	1:19.697	39.741	1:59.438 (2)	89.48	0.297	17:30:49.584
3 -	<b>1:19.347</b>	39.794	<b>1:59.141 (1)</b>	<b>89.70</b>		<b>17:32:48.725</b>
4 -	1:20.837	<b>39.122</b>	1:59.959 (3)	89.09	0.818	17:34:48.684

P3 56		Michael MILLS		Yamaha R6 - A51 Racing, The Wokingham Bar Company		
IDEAL LAP TIME : 1:59.277		BEST LAP TIME : 1:59.277		DIFFERENCE : 0.000		
LAP	SECTOR 1	SECTOR 2	LAP TIME	MPH	DIFF	TIME OF DAY
1 -		39.837	2:04.659	85.73	5.382	17:28:50.273
2 -	1:19.811	39.940	1:59.751 (2)	89.25	0.474	17:30:50.024
3 -	<b>1:19.687</b>	<b>39.590</b>	<b>1:59.277 (1)</b>	<b>89.60</b>		<b>17:32:49.301</b>
4 -	1:20.273	39.850	2:00.123 (3)	88.97	0.846	17:34:49.424

P4 3		Joey LAMB DEN		Kawasaki 636 -		
IDEAL LAP TIME : 1:59.095		BEST LAP TIME : 1:59.177		DIFFERENCE : 0.082		
LAP	SECTOR 1	SECTOR 2	LAP TIME	MPH	DIFF	TIME OF DAY
1 -		39.693	2:06.021	84.81	6.844	17:28:51.635
2 -	<b>1:19.441</b>	39.900	1:59.341 (3)	89.55	0.164	17:30:50.976
3 -	1:19.512	39.665	<b>1:59.177 (1)</b>	<b>89.68</b>		<b>17:32:50.153</b>
4 -	1:19.637	<b>39.654</b>	1:59.291 (2)	89.59	0.114	17:34:49.444

P5 1		Harry FOWLE		Yamaha R6 - HF Refinishing Racing		
IDEAL LAP TIME : 1:59.572		BEST LAP TIME : 1:59.731		DIFFERENCE : 0.159		
LAP	SECTOR 1	SECTOR 2	LAP TIME	MPH	DIFF	TIME OF DAY
1 -		39.994	2:05.456	85.19	5.725	17:28:51.070
2 -	<b>1:19.933</b>	40.020	1:59.953 (2)	89.10	0.222	17:30:51.023
3 -	1:20.621	39.846	2:00.467 (3)	88.72	0.736	17:32:51.490
4 -	1:20.092	<b>39.639</b>	<b>1:59.731 (1)</b>	<b>89.26</b>		<b>17:34:51.221</b>

P6 48 C		Rhys FORREST		Kawasaki ZX636 -		
IDEAL LAP TIME : 2:00.800		BEST LAP TIME : 2:00.800		DIFFERENCE : 0.000		
LAP	SECTOR 1	SECTOR 2	LAP TIME	MPH	DIFF	TIME OF DAY
1 -		40.247	2:06.813	84.28	6.013	17:28:52.427
2 -	<b>1:20.799</b>	<b>40.001</b>	<b>2:00.800 (1)</b>	<b>88.47</b>		<b>17:30:53.227</b>
3 -	1:20.954	40.299	2:01.253 (2)	88.14	0.453	17:32:54.480
4 -	1:21.232	40.305	2:01.537 (3)	87.94	0.737	17:34:56.017

P7 169		Gareth CUNNINGHAM		Yamaha R6 - Burnham cars ltd		
IDEAL LAP TIME : 2:01.644		BEST LAP TIME : 2:01.731		DIFFERENCE : 0.087		
LAP	SECTOR 1	SECTOR 2	LAP TIME	MPH	DIFF	TIME OF DAY
1 -		41.338	2:09.976	82.23	8.245	17:28:55.590
2 -	1:21.195	40.970	2:02.165 (3)	87.48	0.434	17:30:57.755
3 -	1:20.806	<b>40.925</b>	<b>2:01.731 (1)</b>	<b>87.80</b>		<b>17:32:59.486</b>
4 -	<b>1:20.719</b>	41.113	2:01.832 (2)	87.72	0.101	17:35:01.318



# BMCRC - MRO Championships 2024 - Rnd 3 @ Snetterton 300

## DART MRO 600 inc Clubman 600 & GP2/EVO

### RACE 15 - SECTOR ANALYSIS



SECTOR 1 = FL to I1, SECTOR 2 = I1 to FL, DIFF = Difference To Personal Best Lap, P = Crossed Finish Line in Pit Lane, D = Time Disallowed

P8 35		Kai DICKINSON		Kawasaki ZX636 -		
IDEAL LAP TIME : 2:01.913		BEST LAP TIME : 2:01.913		DIFFERENCE : 0.000		
LAP	SECTOR 1	SECTOR 2	LAP TIME	MPH	DIFF	TIME OF DAY
1 -		41.807	2:11.126	81.50	9.213	17:28:56.740
2 -	1:21.211	40.884	2:02.095 (2)	87.53	0.182	17:30:58.835
3 -	<b>1:21.071</b>	<b>40.842</b>	<b>2:01.913 (1)</b>	<b>87.66</b>		<b>17:33:00.748</b>
4 -	1:21.126	41.049	2:02.175 (3)	87.48	0.262	17:35:02.923

P9 531 C		Jake KOURTI		Yamaha R6 - Red Mist Ltd/ GK Tree Surgeons Ltd/JWG Motorc		
IDEAL LAP TIME : 2:01.730		BEST LAP TIME : 2:01.730		DIFFERENCE : 0.000		
LAP	SECTOR 1	SECTOR 2	LAP TIME	MPH	DIFF	TIME OF DAY
1 -		41.702	2:11.219	81.45	9.489	17:28:56.833
2 -	1:21.540	40.535	2:02.075 (2)	87.55	0.345	17:30:58.908
3 -	1:22.295	40.925	2:03.220 (3)	86.73	1.490	17:33:02.128
4 -	<b>1:21.518</b>	<b>40.212</b>	<b>2:01.730 (1)</b>	<b>87.80</b>		<b>17:35:03.858</b>

P10 80		Morgan CREASEY		Yamaha R6 - Warics Ltd		
IDEAL LAP TIME : 2:01.757		BEST LAP TIME : 2:01.930		DIFFERENCE : 0.173		
LAP	SECTOR 1	SECTOR 2	LAP TIME	MPH	DIFF	TIME OF DAY
1 -		41.806	2:11.490	81.28	9.560	17:28:57.104
2 -	1:22.428	<b>40.418</b>	2:02.846 (3)	87.00	0.916	17:30:59.950
3 -	<b>1:21.339</b>	41.277	2:02.616 (2)	87.16	0.686	17:33:02.566
4 -	1:21.388	40.542	<b>2:01.930 (1)</b>	<b>87.65</b>		<b>17:35:04.496</b>

P11 91		Sam HIRST		Kawasaki ZX-636 - Team Valley Racing		
IDEAL LAP TIME : 2:02.593		BEST LAP TIME : 2:02.839		DIFFERENCE : 0.246		
LAP	SECTOR 1	SECTOR 2	LAP TIME	MPH	DIFF	TIME OF DAY
1 -		40.984	2:09.367	82.61	6.528	17:28:54.981
2 -	<b>1:21.985</b>	41.291	2:03.276 (2)	86.70	0.437	17:30:58.257
3 -	1:22.646	40.790	2:03.436 (3)	86.58	0.597	17:33:01.693
4 -	1:22.231	<b>40.608</b>	<b>2:02.839 (1)</b>	<b>87.00</b>		<b>17:35:04.532</b>

P12 71		Oliver MACRAE		- Gorilla Racing		
IDEAL LAP TIME : 2:03.488		BEST LAP TIME : 2:03.723		DIFFERENCE : 0.235		
LAP	SECTOR 1	SECTOR 2	LAP TIME	MPH	DIFF	TIME OF DAY
1 -		40.863	2:08.227	83.35	4.504	17:28:53.841
2 -	1:23.052	41.145	2:04.197 (3)	86.05	0.474	17:30:58.038
3 -	1:23.036	<b>40.856</b>	2:03.892 (2)	86.26	0.169	17:33:01.930
4 -	<b>1:22.632</b>	41.091	<b>2:03.723 (1)</b>	<b>86.38</b>		<b>17:35:05.653</b>

P13 39 C		Aaron MONK		Kawasaki NINJA 636 - flyaspitfire.co.uk		
IDEAL LAP TIME : 2:02.610		BEST LAP TIME : 2:02.610		DIFFERENCE : 0.000		
LAP	SECTOR 1	SECTOR 2	LAP TIME	MPH	DIFF	TIME OF DAY
1 -		41.991	2:10.184	82.09	7.574	17:28:55.798
2 -	<b>1:21.818</b>	<b>40.792</b>	<b>2:02.610 (1)</b>	<b>87.17</b>		<b>17:30:58.408</b>
3 -	1:22.766	41.446	2:04.212 (3)	86.04	1.602	17:33:02.620
4 -	1:22.068	41.184	2:03.252 (2)	86.71	0.642	17:35:05.872

P14 17		Philip BAKER		Yamaha R6 - Ashford Accident Repair Centre Ltd		
IDEAL LAP TIME : 2:03.841		BEST LAP TIME : 2:03.872		DIFFERENCE : 0.031		
LAP	SECTOR 1	SECTOR 2	LAP TIME	MPH	DIFF	TIME OF DAY
1 -		41.614	2:11.437	81.31	7.565	17:28:57.051
2 -	1:22.940	41.314	2:04.254 (3)	86.01	0.382	17:31:01.305
3 -	<b>1:22.912</b>	40.960	<b>2:03.872 (1)</b>	<b>86.28</b>		<b>17:33:05.177</b>
4 -	1:23.047	<b>40.929</b>	2:03.976 (2)	86.21	0.104	17:35:09.153

# BMCRC - MRO Championships 2024 - Rnd 3 @ Snetterton 300

## DART MRO 600 inc Clubman 600 & GP2/EVO

### RACE 15 - SECTOR ANALYSIS



SECTOR 1 = FL to I1, SECTOR 2 = I1 to FL, DIFF = Difference To Personal Best Lap, P = Crossed Finish Line in Pit Lane, D = Time Disallowed

P15		5		Luke MACRAE		Triumph 765 - Bournephoto.co.uk	
IDEAL LAP TIME : 2:03.553		BEST LAP TIME : 2:03.553		DIFFERENCE : 0.000			
LAP	SECTOR 1	SECTOR 2	LAP TIME	MPH	DIFF	TIME OF DAY	
1 -		42.974	2:11.226	81.44	7.673	17:28:56.840	
2 -	1:22.738	41.610	2:04.348 (2)	85.95	0.795	17:31:01.188	
3 -	1:23.144	41.480	2:04.624 (3)	85.76	1.071	17:33:05.812	
4 -	<b>1:22.729</b>	<b>40.824</b>	<b>2:03.553 (1)</b>	<b>86.50</b>		<b>17:35:09.365</b>	

P16		992		Eddy WORMALD		Yamaha R6 -	
IDEAL LAP TIME : 2:03.948		BEST LAP TIME : 2:04.027		DIFFERENCE : 0.079			
LAP	SECTOR 1	SECTOR 2	LAP TIME	MPH	DIFF	TIME OF DAY	
1 -		41.766	2:12.869	80.44	8.842	17:28:58.483	
2 -	<b>1:22.471</b>	41.631	2:04.102 (2)	86.12	0.075	17:31:02.585	
3 -	1:22.550	<b>41.477</b>	<b>2:04.027 (1)</b>	<b>86.17</b>		<b>17:33:06.612</b>	
4 -	1:22.805	41.986	2:04.791 (3)	85.64	0.764	17:35:11.403	

P17		144		Jorge HALLIDAY		Yamaha R6 - Stanford Halliday Racing	
IDEAL LAP TIME : 2:00.767		BEST LAP TIME : 2:00.767		DIFFERENCE : 0.000			
LAP	SECTOR 1	SECTOR 2	LAP TIME	MPH	DIFF	TIME OF DAY	
1 -		43.418	2:20.726	75.94	19.959	17:29:06.340	
2 -	1:22.255	40.972	2:03.227 (3)	86.73	2.460	17:31:09.567	
3 -	1:21.118	40.590	2:01.708 (2)	87.81	0.941	17:33:11.275	
4 -	<b>1:20.483</b>	<b>40.284</b>	<b>2:00.767 (1)</b>	<b>88.50</b>		<b>17:35:12.042</b>	

P18		181		Mike GOODFELLOW		Kawasaki ZX6R -	
IDEAL LAP TIME : 2:03.186		BEST LAP TIME : 2:03.331		DIFFERENCE : 0.145			
LAP	SECTOR 1	SECTOR 2	LAP TIME	MPH	DIFF	TIME OF DAY	
1 -		42.638	2:14.656	79.37	11.325	17:29:00.270	
2 -	1:23.747	41.349	2:05.096 (3)	85.43	1.765	17:31:05.366	
3 -	1:23.290	<b>41.054</b>	2:04.344 (2)	85.95	1.013	17:33:09.710	
4 -	<b>1:22.132</b>	41.199	<b>2:03.331 (1)</b>	<b>86.66</b>		<b>17:35:13.041</b>	

P19		440 C		Elijah EVERTON		KAWASAKI NINJA 600 -	
IDEAL LAP TIME : 2:03.972		BEST LAP TIME : 2:03.972		DIFFERENCE : 0.000			
LAP	SECTOR 1	SECTOR 2	LAP TIME	MPH	DIFF	TIME OF DAY	
1 -		41.997	2:13.282	80.19	9.310	17:28:58.896	
2 -	1:23.741	41.774	2:05.515 (2)	85.15	1.543	17:31:04.411	
3 -	1:24.350	41.556	2:05.906 (3)	84.88	1.934	17:33:10.317	
4 -	<b>1:22.569</b>	<b>41.403</b>	<b>2:03.972 (1)</b>	<b>86.21</b>		<b>17:35:14.289</b>	

P20		74 C		Tom VAUGHAN		Yamaha R6 - Lamonde Automation Ltd, Smiths Mechanical Sup	
IDEAL LAP TIME : 2:04.479		BEST LAP TIME : 2:04.479		DIFFERENCE : 0.000			
LAP	SECTOR 1	SECTOR 2	LAP TIME	MPH	DIFF	TIME OF DAY	
1 -		42.154	2:14.350	79.55	9.871	17:28:59.964	
2 -	1:24.353	41.741	2:06.094 (3)	84.76	1.615	17:31:06.058	
3 -	1:23.312	41.395	2:04.707 (2)	85.70	0.228	17:33:10.765	
4 -	<b>1:23.153</b>	<b>41.326</b>	<b>2:04.479 (1)</b>	<b>85.86</b>		<b>17:35:15.244</b>	

P21		910 C		Harry GOWER		Triumph DAYTONA 675 - RG Racing	
IDEAL LAP TIME : 2:04.709		BEST LAP TIME : 2:04.709		DIFFERENCE : 0.000			
LAP	SECTOR 1	SECTOR 2	LAP TIME	MPH	DIFF	TIME OF DAY	
1 -		42.448	2:16.100	78.53	11.391	17:29:01.714	
2 -	1:23.986	42.634	2:06.620 (3)	84.41	1.911	17:31:08.334	
3 -	1:22.960	41.807	2:04.767 (2)	85.66	0.058	17:33:13.101	
4 -	<b>1:22.937</b>	<b>41.772</b>	<b>2:04.709 (1)</b>	<b>85.70</b>		<b>17:35:17.810</b>	

# BMCRC - MRO Championships 2024 - Rnd 3 @ Snetterton 300

## DART MRO 600 inc Clubman 600 & GP2/EVO

### RACE 15 - SECTOR ANALYSIS



SECTOR 1 = FL to I1, SECTOR 2 = I1 to FL, DIFF = Difference To Personal Best Lap, P = Crossed Finish Line in Pit Lane, D = Time Disallowed

P22 28 C		Tom WALKER		Yamaha R6 - TRW Racing		
IDEAL LAP TIME : 2:05.290		BEST LAP TIME : 2:05.290		DIFFERENCE : 0.000		
LAP	SECTOR 1	SECTOR 2	LAP TIME	MPH	DIFF	TIME OF DAY
1 -		42.921	2:16.652	78.21	11.362	17:29:02.266
2 -	1:23.587	42.819	2:06.406 (3)	84.55	1.116	17:31:08.672
3 -	<b>1:23.119</b>	<b>42.171</b>	<b>2:05.290 (1)</b>	<b>85.30</b>		<b>17:33:13.962</b>
4 -	1:23.700	42.410	2:06.110 (2)	84.75	0.820	17:35:20.072

P23 87 C		Ben DOOLAN		Yamaha R6 - My Wallet		
IDEAL LAP TIME : 2:05.153		BEST LAP TIME : 2:05.153		DIFFERENCE : 0.000		
LAP	SECTOR 1	SECTOR 2	LAP TIME	MPH	DIFF	TIME OF DAY
1 -		43.285	2:17.242	77.87	12.089	17:29:02.856
2 -	1:24.808	41.823	2:06.631 (3)	84.40	1.478	17:31:09.487
3 -	<b>1:23.335</b>	<b>41.818</b>	<b>2:05.153 (1)</b>	<b>85.40</b>		<b>17:33:14.640</b>
4 -	1:23.606	42.376	2:05.982 (2)	84.83	0.829	17:35:20.622

P24 115 C		Brian MAHER		Yamaha R6 - Spraytech /Espresso Solutions		
IDEAL LAP TIME : 2:08.532		BEST LAP TIME : 2:08.680		DIFFERENCE : 0.148		
LAP	SECTOR 1	SECTOR 2	LAP TIME	MPH	DIFF	TIME OF DAY
1 -		43.765	2:17.158	77.92	8.478	17:29:02.772
2 -	1:26.031	<b>43.072</b>	2:09.103 (2)	82.78	0.423	17:31:11.875
3 -	1:26.007	43.371	2:09.378 (3)	82.61	0.698	17:33:21.253
4 -	<b>1:25.460</b>	43.220	<b>2:08.680 (1)</b>	<b>83.05</b>		<b>17:35:29.933</b>

P25 67 C		Edward ANSELL		Triumph 675 - E a Ansell contractors		
IDEAL LAP TIME : 2:08.494		BEST LAP TIME : 2:08.945		DIFFERENCE : 0.451		
LAP	SECTOR 1	SECTOR 2	LAP TIME	MPH	DIFF	TIME OF DAY
1 -		<b>42.728</b>	2:17.574	77.68	8.629	17:29:03.188
2 -	1:25.912	43.033	<b>2:08.945 (1)</b>	<b>82.88</b>		<b>17:31:12.133</b>
3 -	<b>1:25.766</b>	43.727	2:09.493 (3)	82.53	0.548	17:33:21.626
4 -	1:26.063	42.921	2:08.984 (2)	82.86	0.039	17:35:30.610

P26 54 C		Jake ANDERTON		Yamaha R6 - Hunter Racing		
IDEAL LAP TIME : 2:08.402		BEST LAP TIME : 2:08.402		DIFFERENCE : 0.000		
LAP	SECTOR 1	SECTOR 2	LAP TIME	MPH	DIFF	TIME OF DAY
1 -		43.185	2:18.366	77.24	9.964	17:29:03.980
2 -	1:25.683	43.084	2:08.767 (2)	83.00	0.365	17:31:12.747
3 -	1:26.307	43.567	2:09.874 (3)	82.29	1.472	17:33:22.621
4 -	<b>1:25.505</b>	<b>42.897</b>	<b>2:08.402 (1)</b>	<b>83.23</b>		<b>17:35:31.023</b>

P27 444		Vincent BUTLER		Yamaha YZF R6 - Me		
IDEAL LAP TIME : 2:08.650		BEST LAP TIME : 2:09.157		DIFFERENCE : 0.507		
LAP	SECTOR 1	SECTOR 2	LAP TIME	MPH	DIFF	TIME OF DAY
1 -		44.060	2:20.844	75.88	11.687	17:29:06.458
2 -	1:26.273	<b>43.049</b>	2:09.322 (2)	82.64	0.165	17:31:15.780
3 -	<b>1:25.601</b>	43.556	<b>2:09.157 (1)</b>	<b>82.75</b>		<b>17:33:24.937</b>
4 -	1:25.904	44.103	2:10.007 (3)	82.21	0.850	17:35:34.944

P28 64 C		Jack ALLAN		Yamaha R6 -		
IDEAL LAP TIME : 2:08.623		BEST LAP TIME : 2:08.623		DIFFERENCE : 0.000		
LAP	SECTOR 1	SECTOR 2	LAP TIME	MPH	DIFF	TIME OF DAY
1 -		44.384	2:20.407	76.12	11.784	17:29:06.021
2 -	1:26.565	44.569	2:11.134 (3)	81.50	2.511	17:31:17.155
3 -	1:25.833	44.365	2:10.198 (2)	82.09	1.575	17:33:27.353
4 -	<b>1:25.512</b>	<b>43.111</b>	<b>2:08.623 (1)</b>	<b>83.09</b>		<b>17:35:35.976</b>

# BMCRC - MRO Championships 2024 - Rnd 3 @ Snetterton 300

## DART MRO 600 inc Clubman 600 & GP2/EVO

### RACE 15 - SECTOR ANALYSIS



SECTOR 1 = FL to I1, SECTOR 2 = I1 to FL, DIFF = Difference To Personal Best Lap, P = Crossed Finish Line in Pit Lane, D = Time Disallowed

P29 89		David MUNRO		Yamaha R6 -		
IDEAL LAP TIME : 2:09.869		BEST LAP TIME : 2:10.035		DIFFERENCE : 0.166		
LAP	SECTOR 1	SECTOR 2	LAP TIME	MPH	DIFF	TIME OF DAY
1 -		44.434	2:23.385	74.54	13.350	17:29:08.999
2 -	1:28.658	43.944	2:12.602 (3)	80.60	2.567	17:31:21.601
3 -	<b>1:26.854</b>	43.318	2:10.172 (2)	82.10	0.137	17:33:31.773
4 -	1:27.020	<b>43.015</b>	<b>2:10.035 (1)</b>	<b>82.19</b>		<b>17:35:41.808</b>

P30 131 C		Blake DIDWELL		Kawasaki ZX6R - Black Widow Exhausts   Double Blitz		
IDEAL LAP TIME : 2:11.291		BEST LAP TIME : 2:11.475		DIFFERENCE : 0.184		
LAP	SECTOR 1	SECTOR 2	LAP TIME	MPH	DIFF	TIME OF DAY
1 -		44.994	2:21.584	75.48	10.109	17:29:07.198
2 -	1:28.005	<b>43.867</b>	2:11.872 (2)	81.04	0.397	17:31:19.070
3 -	<b>1:27.424</b>	44.051	<b>2:11.475 (1)</b>	<b>81.29</b>		<b>17:33:30.545</b>
4 -	1:28.444	44.087	2:12.531 (3)	80.64	1.056	17:35:43.076

P31 111		Mark JACKSON		Yamaha R6 - Mick's Tyres Darton		
IDEAL LAP TIME : 2:12.103		BEST LAP TIME : 2:12.237		DIFFERENCE : 0.134		
LAP	SECTOR 1	SECTOR 2	LAP TIME	MPH	DIFF	TIME OF DAY
1 -		45.851	2:24.190	74.12	11.953	17:29:09.804
2 -	1:29.160	<b>44.077</b>	2:13.237 (3)	80.21	1.000	17:31:23.041
3 -	1:28.137	44.588	2:12.725 (2)	80.52	0.488	17:33:35.766
4 -	<b>1:28.026</b>	44.211	<b>2:12.237 (1)</b>	<b>80.82</b>		<b>17:35:48.003</b>

P32 70 C		Kallam SWYER		Kawasaki ZX6R - Road and racing performance		
IDEAL LAP TIME : 2:12.325		BEST LAP TIME : 2:12.868		DIFFERENCE : 0.543		
LAP	SECTOR 1	SECTOR 2	LAP TIME	MPH	DIFF	TIME OF DAY
1 -		44.683	2:23.070	74.70	10.202	17:29:08.684
2 -	1:29.012	<b>44.555</b>	2:13.567 (3)	80.02	0.699	17:31:22.251
3 -	<b>1:27.770</b>	45.098	<b>2:12.868 (1)</b>	<b>80.44</b>		<b>17:33:35.119</b>
4 -	1:27.917	45.004	2:12.921 (2)	80.40	0.053	17:35:48.040

P33 825 C		Cody OWENS		Suzuki GSXR 600 - Crippling debt		
IDEAL LAP TIME : 2:11.371		BEST LAP TIME : 2:11.378		DIFFERENCE : 0.007		
LAP	SECTOR 1	SECTOR 2	LAP TIME	MPH	DIFF	TIME OF DAY
1 -		45.204	2:24.756	73.83	13.378	17:29:10.370
2 -	1:28.954	<b>44.502</b>	2:13.456 (3)	80.08	2.078	17:31:23.826
3 -	1:27.619	45.691	2:13.310 (2)	80.17	1.932	17:33:37.136
4 -	<b>1:26.869</b>	44.509	<b>2:11.378 (1)</b>	<b>81.35</b>		<b>17:35:48.514</b>

P34 84 C		George HIGGINS		Yamaha R6 - Aztec Racing		
IDEAL LAP TIME : 2:11.988		BEST LAP TIME : 2:12.202		DIFFERENCE : 0.214		
LAP	SECTOR 1	SECTOR 2	LAP TIME	MPH	DIFF	TIME OF DAY
1 -		45.786	2:24.806	73.80	12.604	17:29:10.420
2 -	1:28.845	<b>44.183</b>	2:13.028 (2)	80.34	0.826	17:31:23.448
3 -	1:27.962	45.302	2:13.264 (3)	80.20	1.062	17:33:36.712
4 -	<b>1:27.805</b>	44.397	<b>2:12.202 (1)</b>	<b>80.84</b>		<b>17:35:48.914</b>

P35 124 C		Mark STRUTT		Yamaha R6 - MPS Developments LTD		
IDEAL LAP TIME : 2:12.492		BEST LAP TIME : 2:13.140		DIFFERENCE : 0.648		
LAP	SECTOR 1	SECTOR 2	LAP TIME	MPH	DIFF	TIME OF DAY
1 -		44.956	2:22.435	75.03	9.295	17:29:08.049
2 -	<b>1:28.062</b>	45.327	2:13.389 (2)	80.12	0.249	17:31:21.438
3 -	1:29.211	45.850	2:15.061 (3)	79.13	1.921	17:33:36.499
4 -	1:28.710	<b>44.430</b>	<b>2:13.140 (1)</b>	<b>80.27</b>		<b>17:35:49.639</b>

# BMCRC - MRO Championships 2024 - Rnd 3 @ Snetterton 300

## DART MRO 600 inc Clubman 600 & GP2/EVO

### RACE 15 - SECTOR ANALYSIS



SECTOR 1 = FL to I1, SECTOR 2 = I1 to FL, DIFF = Difference To Personal Best Lap, P = Crossed Finish Line in Pit Lane, D = Time Disallowed

P36 65		Ian SOILLEUX		Kawasaki ZX6 - BDRacing		
IDEAL LAP TIME : 2:11.574		BEST LAP TIME : 2:12.340		DIFFERENCE : 0.766		
LAP	SECTOR 1	SECTOR 2	LAP TIME	MPH	DIFF	TIME OF DAY
1 -		45.375	2:25.726	73.34	13.386	17:29:11.340
2 -	1:28.828	44.944	2:13.772 (3)	79.89	1.432	17:31:25.112
3 -	<b>1:27.528</b>	44.812	<b>2:12.340 (1)</b>	<b>80.76</b>		<b>17:33:37.452</b>
4 -	1:28.500	<b>44.046</b>	2:12.546 (2)	80.63	0.206	17:35:49.998

P37 79		Liam SPILLER		Yamaha R6 - LD Renovate Ltd		
IDEAL LAP TIME : 2:12.301		BEST LAP TIME : 2:12.507		DIFFERENCE : 0.206		
LAP	SECTOR 1	SECTOR 2	LAP TIME	MPH	DIFF	TIME OF DAY
1 -		45.509	2:25.534	73.44	13.027	17:29:11.148
2 -	1:28.728	44.898	2:13.626 (2)	79.98	1.119	17:31:24.774
3 -	<b>1:27.557</b>	44.950	<b>2:12.507 (1)</b>	<b>80.66</b>		<b>17:33:37.281</b>
4 -	1:28.887	<b>44.744</b>	2:13.631 (3)	79.98	1.124	17:35:50.912

P38 41 C		Tony PEACE		Kawasaki ZX6R - Green Boilers and Heating		
IDEAL LAP TIME : 2:13.418		BEST LAP TIME : 2:13.622		DIFFERENCE : 0.204		
LAP	SECTOR 1	SECTOR 2	LAP TIME	MPH	DIFF	TIME OF DAY
1 -		45.698	2:26.438	72.98	12.816	17:29:12.052
2 -	<b>1:28.606</b>	45.177	2:13.783 (2)	79.89	0.161	17:31:25.835
3 -	1:29.009	45.089	2:14.098 (3)	79.70	0.476	17:33:39.933
4 -	1:28.810	<b>44.812</b>	<b>2:13.622 (1)</b>	<b>79.98</b>		<b>17:35:53.555</b>

P39 6 C		Gareth FAITH		Kawasaki ZX6R - Sitramoto		
IDEAL LAP TIME : 2:16.232		BEST LAP TIME : 2:17.490		DIFFERENCE : 1.258		
LAP	SECTOR 1	SECTOR 2	LAP TIME	MPH	DIFF	TIME OF DAY
1 -		<b>44.962</b>	2:27.440	72.49	9.950	17:29:13.054
2 -	1:33.257	46.668	2:19.925 (3)	76.38	2.435	17:31:32.979
3 -	<b>1:31.270</b>	46.220	<b>2:17.490 (1)</b>	<b>77.73</b>		<b>17:33:50.469</b>
4 -	1:32.339	46.393	2:18.732 (2)	77.04	1.242	17:36:09.201

# BMCRC - MRO Championships 2024 - Rnd 3 @ Snetterton 300

## DART MRO 600 inc Clubman 600 & GP2/EVO

### RACE 15 - BEST SECTORS

SECTOR 1				SECTOR 2				IDEAL / BEST COMPARISON				
POS	NO	NAME	TIME	NO	NAME	TIME	POS	NO	NAME	IDEAL	BEST	DIFF
									<b>PERFECT LAP</b>	<b>1:58.151</b>		
1	212	PALLET	1:19.029	76	JOHNSON	39.122	1	76	JOHNSON	1:58.469	1:59.141	0.672
2	76	JOHNSON	1:19.347	212	PALLET	39.503	2	212	PALLET	1:58.532	1:58.555	0.023
3	3	LAMBDEN	1:19.441	56	MILLS	39.590	3	3	LAMBDEN	1:59.095	1:59.177	0.082
4	56	MILLS	1:19.687	1	FOWLE	39.639	4	56	MILLS	1:59.277	1:59.277	0.000
5	1	FOWLE	1:19.933	3	LAMBDEN	39.654	5	1	FOWLE	1:59.572	1:59.731	0.159
6	144	HALLIDAY	1:20.483	48	FORREST	40.001	6	144	HALLIDAY	2:00.767	2:00.767	0.000
7	169	CUNNINGHAM	1:20.719	531	KOURTI	40.212	7	48	FORREST	2:00.800	2:00.800	0.000
8	48	FORREST	1:20.799	144	HALLIDAY	40.284	8	169	CUNNINGHAM	2:01.644	2:01.731	0.087
9	35	DICKINSON	1:21.071	80	CREASEY	40.418	9	531	KOURTI	2:01.730	2:01.730	0.000
10	80	CREASEY	1:21.339	91	HIRST	40.608	10	80	CREASEY	2:01.757	2:01.930	0.173
11	531	KOURTI	1:21.518	39	MONK	40.792	11	35	DICKINSON	2:01.913	2:01.913	0.000
12	39	MONK	1:21.818	5	MACRAE	40.824	12	91	HIRST	2:02.593	2:02.839	0.246
13	91	HIRST	1:21.985	35	DICKINSON	40.842	13	39	MONK	2:02.610	2:02.610	0.000
14	181	GOODFELLOW	1:22.132	71	MACRAE	40.856	14	181	GOODFELLOW	2:03.186	2:03.331	0.145
15	992	WORMALD	1:22.471	169	CUNNINGHAM	40.925	15	71	MACRAE	2:03.488	2:03.723	0.235
16	440	EVERTON	1:22.569	17	BAKER	40.929	16	5	MACRAE	2:03.553	2:03.553	0.000
17	71	MACRAE	1:22.632	181	GOODFELLOW	41.054	17	17	BAKER	2:03.841	2:03.872	0.031
18	5	MACRAE	1:22.729	74	VAUGHAN	41.326	18	992	WORMALD	2:03.948	2:04.027	0.079
19	17	BAKER	1:22.912	440	EVERTON	41.403	19	440	EVERTON	2:03.972	2:03.972	0.000
20	910	GOWER	1:22.937	992	WORMALD	41.477	20	74	VAUGHAN	2:04.479	2:04.479	0.000
21	28	WALKER	1:23.119	910	GOWER	41.772	21	910	GOWER	2:04.709	2:04.709	0.000
22	74	VAUGHAN	1:23.153	87	DOOLAN	41.818	22	87	DOOLAN	2:05.153	2:05.153	0.000
23	87	DOOLAN	1:23.335	28	WALKER	42.171	23	28	WALKER	2:05.290	2:05.290	0.000
24	115	MAHER	1:25.460	67	ANSELL	42.728	24	54	ANDERTON	2:08.402	2:08.402	0.000
25	54	ANDERTON	1:25.505	54	ANDERTON	42.897	25	67	ANSELL	2:08.494	2:08.945	0.451
26	64	ALLAN	1:25.512	89	MUNRO	43.015	26	115	MAHER	2:08.532	2:08.680	0.148
27	444	BUTLER	1:25.601	444	BUTLER	43.049	27	64	ALLAN	2:08.623	2:08.623	0.000
28	67	ANSELL	1:25.766	115	MAHER	43.072	28	444	BUTLER	2:08.650	2:09.157	0.507
29	89	MUNRO	1:26.854	64	ALLAN	43.111	29	89	MUNRO	2:09.869	2:10.035	0.166
30	825	OWENS	1:26.869	131	DIDWELL	43.867	30	131	DIDWELL	2:11.291	2:11.475	0.184
31	131	DIDWELL	1:27.424	65	SOILLEUX	44.046	31	825	OWENS	2:11.371	2:11.378	0.007
32	65	SOILLEUX	1:27.528	111	JACKSON	44.077	32	65	SOILLEUX	2:11.574	2:12.340	0.766
33	79	SPILLER	1:27.557	84	HIGGINS	44.183	33	84	HIGGINS	2:11.988	2:12.202	0.214
34	70	SWYER	1:27.770	124	STRUTT	44.430	34	111	JACKSON	2:12.103	2:12.237	0.134
35	84	HIGGINS	1:27.805	825	OWENS	44.502	35	79	SPILLER	2:12.301	2:12.507	0.206
36	111	JACKSON	1:28.026	70	SWYER	44.555	36	70	SWYER	2:12.325	2:12.868	0.543
37	124	STRUTT	1:28.062	79	SPILLER	44.744	37	124	STRUTT	2:12.492	2:13.140	0.648
38	41	PEACE	1:28.606	41	PEACE	44.812	38	41	PEACE	2:13.418	2:13.622	0.204
39	6	FAITH	1:31.270	6	FAITH	44.962	39	6	FAITH	2:16.232	2:17.490	1.258

# BMCRC - MRO Championships 2024 - Rnd 3 @ Snetterton 300

## DART MRO 600 inc Clubman 600 & GP2/EVO

### RACE 15 - STATISTICS

**Competitors Started** 39  
**Planned Start** 2024-05-04 @ 17:00:00.000  
**Actual Start** 2024-05-04 @ 17:26:45.613  
**Finish Time** 2024-05-04 @ 17:34:47.489  
**Track Length** 2.9689mi.  
**Total Laps** 156  
**Total Distance Covered** 463.1502mi.

#### Session Fastest Lap History

NO	CL	NAME	LAP TIME	TIME OF DAY	LAP	VEHICLE
212		<b>Matt PALLETT</b>	<b>1:59.076</b>	17:30:49.548	2	Kawasaki ZX636
212		<b>Matt PALLETT</b>	<b>1:58.555</b>	17:34:47.507	4	Kawasaki ZX636

#### Session Leader History

NO	CL	NAME	FROM LAP	LAPS LED	DISTANCE	VEHICLE
76		<b>Anthony JOHNSON</b>	1	1	2.96 miles	Yamaha R6
212		<b>Matt PALLETT</b>	2	1	2.96 miles	Kawasaki ZX636
76		<b>Anthony JOHNSON</b>	3	1	2.96 miles	Yamaha R6
212		<b>Matt PALLETT</b>	4	1	2.96 miles	Kawasaki ZX636

#### Flag History

TYPE	TIME OF DAY
GREEN	17:26:45.613
FINISH	17:34:47.489

#### Flag Statistics

TYPE	COUNT	TOTAL LAPS	TOTAL TIME
Green	1	4	9:29.694
Red	0	0	0.000
Safety Car	0	0	0.000
FCY	0	0	0.000

# BMCRC - MRO Championships 2024 - Rnd 3 @ Snetterton 300

## DART MRO 600 inc Clubman 600 & GP2/EVO

### RACE 15 - STATISTICS

**CLASS :**

20 Starters

#### Fastest Lap History

NO	NAME	LAP TIME	TIME OF DAY	LAP	VEHICLE
212	<b>Matt PALLETT</b>	<b>1:59.076</b>	17:30:49.548	2	Kawasaki ZX636
212	<b>Matt PALLETT</b>	<b>1:58.555</b>	17:34:47.507	4	Kawasaki ZX636

#### Leader History

NO	NAME	FROM LAP	LAPS LED	DISTANCE	VEHICLE
76	<b>Anthony JOHNSON</b>	1	1	2.96 miles	Yamaha R6
212	<b>Matt PALLETT</b>	2	1	2.96 miles	Kawasaki ZX636
76	<b>Anthony JOHNSON</b>	3	1	2.96 miles	Yamaha R6
212	<b>Matt PALLETT</b>	4	1	2.96 miles	Kawasaki ZX636



# BMCRC - MRO Championships 2024 - Rnd 3 @ Snetterton 300

## DART MRO 600 inc Clubman 600 & GP2/EVO

### RACE 15 - STATISTICS

**CLASS : C**

19 Starters

#### Fastest Lap History

NO	NAME	LAP TIME	TIME OF DAY	LAP	VEHICLE
48	Rhys FORREST	2:00.800	17:30:53.229	2	Kawasaki ZX636

#### Leader History

NO	NAME	FROM LAP	LAPS LED	DISTANCE	VEHICLE
48	Rhys FORREST	1	4	11.87 miles	Kawasaki ZX636



# BMCRC - MRO Championships 2024 - Rnd 3 @ Snetterton 300

## DART MRO 600 inc Clubman 600 & GP2/EVO

### RACE 4 - GRID (6 Laps)

ROW 12	36	2:17.490	<b>6</b> Gareth FAITH	35	2:13.622	<b>41</b> Tony PEACE	34	2:13.140	<b>124</b> Mark STRUTT	
ROW 11		2:12.868	33	<b>70</b> Kallam SWYER	32	2:12.340	<b>65</b> Ian SOILLEUX	31	2:12.237	<b>111</b> Mark JACKSON
ROW 10	30	2:12.202	<b>84</b> George HIGGINS	29	2:11.475	<b>131</b> Blake DIDWELL	28	2:11.378	<b>825</b> Cody OWENS	
ROW 9		2:10.035	27	<b>89</b> David MUNRO	26	2:09.157	<b>444</b> Vincent BUTLER	25	2:08.945	<b>67</b> Edward ANSELL
ROW 8	24	2:08.680	<b>115</b> Brian MAHER	23	2:08.623	<b>64</b> Jack ALLAN	22	2:08.402	<b>54</b> Jake ANDERTON	
ROW 7		2:05.290	21	<b>28</b> Tom WALKER	20	2:04.709	<b>910</b> Harry GOWER	19	2:04.479	<b>74</b> Tom VAUGHAN
ROW 6	18	2:04.027	<b>992</b> Eddy WORMALD	17	2:03.972	<b>440</b> Elijah EVERTON	16	2:03.723	<b>71</b> Oliver MACRAE	
ROW 5		2:03.553	15	<b>5</b> Luke MACRAE	14	2:03.331	<b>181</b> Mike GOODFELLOW	13	2:02.839	<b>91</b> Sam HIRST
ROW 4	12	2:02.610	<b>39</b> Aaron MONK	11	2:01.930	<b>80</b> Morgan CREASEY	10	2:01.913	<b>35</b> Kai DICKINSON	
ROW 3		2:01.731	9	<b>169</b> Gareth CUNNINGHAM	8	2:01.730	<b>531</b> Jake KOURTI	7	2:00.800	<b>48</b> Rhys FORREST
ROW 2	6	2:00.767	<b>144</b> Jorge HALLIDAY	5	1:59.731	<b>1</b> Harry FOWLE	4	1:59.277	<b>56</b> Michael MILLS	
ROW 1		1:59.177	3	<b>3</b> Joey LAMBDEN	2	1:59.141	<b>76</b> Anthony JOHNSON	1	1:58.555	<b>212</b> Matt PALLETT

Pole

These results are provisional until the conclusion of any judicial and technical matters.

Snetterton 300: 2.9689 miles

Clerk Of Course:	Stewards:	Timekeeper:	<i>Craig Smith</i>	
------------------	-----------	-------------	--------------------	--

Results can be found at [www.tsl-timing.com](http://www.tsl-timing.com)

Printed - 17:38 Saturday, 04 May 2024





# BMCRC - MRO Championships 2024 - Rnd 3 @ Snetterton 300

## DART MRO 600 inc Clubman 600 & GP2/EVO

### RACE 4 - CLASSIFICATION

Race Distance: 5 Laps / 14.84 miles

POS	NO	CL	PIC	NAME	ENTRY	LAPS	TIME	GAP	DIFF	MPH	BEST	ON	GRD	↑↓
1	76		1	Anthony JOHNSON	Yamaha R6 - INTA MOTORCYCLE SERVICES LTD	5	9:54.957			89.82	1:56.548	5	2	1
2	212		2	Matt PALLETT	Kawasaki ZX636 - BDA Chartered Architects	5	9:55.777	0.820	0.820	89.69	1:57.771	5	1	-1
3	1		3	Harry FOWLE	Yamaha R6 - HF Refinishing Racing	5	9:56.279	1.322	0.502	89.62	1:57.571	2	5	2
4	3		4	Joey LAMBDEN	Kawasaki 636 -	5	10:00.838	5.881	4.559	88.94	1:58.200	2	3	-1
5	56		5	Michael MILLS	Yamaha R6 - A51 Racing, The Wokingham Bar Company	5	10:01.594	6.637	0.756	88.83	1:58.621	5	4	-1
6	144		6	Jorge HALLIDAY	Yamaha R6 - Stanford Halliday Racing	5	10:04.872	9.915	3.278	88.34	1:58.536	5	6	0
7	531	C	1	Jake KOURTI	Yamaha R6 - Red Mist Ltd/ GK Tree Surgeons Ltd/JWG Mot	5	10:06.571	11.614	1.699	88.10	1:58.711	5	8	1
8	48	C	2	Rhys FORREST	Kawasaki ZX636 -	5	10:07.602	12.645	1.031	87.95	1:59.865	5	7	-1
9	91		7	Sam HIRST	Kawasaki ZX-636 - Team Valley Racing	5	10:07.620	12.663	0.018	87.95	1:59.475	3	13	4
10	169		8	Gareth CUNNINGHAM	Yamaha R6 - Burnham cars ltd	5	10:08.295	13.338	0.675	87.85	1:59.549	5	9	-1
11	39	C	3	Aaron MONK	Kawasaki NINJA 636 - flyaspitfire.co.uk	5	10:12.070	17.113	3.775	87.31	2:00.036	5	12	1
12	5		9	Luke MACRAE	Triumph 765 - Bournephoto.co.uk	5	10:12.188	17.231	0.118	87.29	2:00.069	5	15	3
13	35		10	Kai DICKINSON	Kawasaki ZX636 -	5	10:13.560	18.603	1.372	87.09	2:00.845	5	10	-3
14	40		11	Henry ROSS	-	5	10:16.835	21.878	3.275	86.63	2:00.157	5	37	23
15	992		12	Eddy WORMALD	Yamaha R6 -	5	10:25.497	30.540	8.662	85.43	2:02.831	5	18	3
16	17		13	Philip BAKER	Yamaha R6 - Ashford Accident Repair Centre Ltd	5	10:25.834	30.877	0.337	85.39	2:01.834	5		
17	440	C	4	Elijah EVERTON	KAWASAKI NINJA 600 -	5	10:27.107	32.150	1.273	85.21	2:03.403	5	17	0
18	181		14	Mike GOODFELLOW	Kawasaki ZX6R -	5	10:28.588	33.631	1.481	85.01	2:03.512	5	14	-4
19	71		15	Oliver MACRAE	- Gorilla Racing	5	10:28.603	33.646	0.015	85.01	2:03.938	5	16	-3
20	28	C	5	Tom WALKER	Yamaha R6 - TRW Racing	5	10:35.532	40.575	6.929	84.08	2:04.910	5	21	1
21	74	C	6	Tom VAUGHAN	Yamaha R6 - Lamonde Automation Ltd, Smiths Mechanical &	5	10:37.992	43.035	2.460	83.76	2:04.481	2	19	-2
22	54	C	7	Jake ANDERTON	Yamaha R6 - Hunter Racing	5	10:38.915	43.958	0.923	83.64	2:05.681	5	22	0
23	444		16	Vincent BUTLER	Yamaha YZF R6 - Me	5	10:43.159	48.202	4.244	83.09	2:04.743	5	26	3
24	115	C	8	Brian MAHER	Yamaha R6 - Spraytech /Espresso Solutions	5	10:44.873	49.916	1.714	82.86	2:05.981	5	24	0
25	67	C	9	Edward ANSELL	Triumph 675 - E a Ansell contractors	5	10:47.325	52.368	2.452	82.55	2:07.235	2	25	0
26	64	C	10	Jack ALLAN	Yamaha R6 -	5	10:54.297	59.340	6.972	81.67	2:06.712	3	23	-3
27	111		17	Mark JACKSON	Yamaha R6 - Mick's Tyres Darton	5	10:56.173	1:01.216	1.876	81.44	2:08.435	5	31	4
28	89		18	David MUNRO	Yamaha R6 -	5	10:56.412	1:01.455	0.239	81.41	2:06.734	3	27	-1
29	131	C	11	Blake DIDWELL	Kawasaki ZX6R - Black Widow Exhausts   Double Blitz	5	10:58.538	1:03.581	2.126	81.15	2:09.210	4	29	0
30	825	C	12	Cody OWENS	Suzuki GSXR 600 - Crippling debt	5	10:58.860	1:03.903	0.322	81.11	2:08.470	2	28	-2
31	70	C	13	Kallam SWYER	Kawasaki ZX6R - Road and racing performance	5	11:06.231	1:11.274	7.371	80.21	2:10.449	3	33	2
32	84	C	14	George HIGGINS	Yamaha R6 - Aztec Racing	5	11:06.674	1:11.717	0.443	80.15	2:10.537	5	30	-2
33	124	C	15	Mark STRUTT	Yamaha R6 - MPS Developments LTD	5	11:12.587	1:17.630	5.913	79.45	2:11.614	5	34	1
34	65		19	Ian SOILLEUX	Kawasaki ZX6 - BDRacing	5	11:13.623	1:18.666	1.036	79.33	2:11.172	5	32	-2

#### NOT CLASSIFIED

DNF	6	C		Gareth FAITH	Kawasaki ZX6R - Sitramoto	3	7:14.744	2 Laps	2 Laps	73.75	2:17.336	2	36	
DNF	41	C		Tony PEACE	Kawasaki ZX6R - Green Boilers and Heating	0								35

#### FASTEST LAP

76				Anthony JOHNSON	Yamaha R6 - INTA MOTORCYCLE SERVICES LTD	5	1:56.548			91.70 mph			147.58 kph	
531	C			Jake KOURTI	Yamaha R6 - Red Mist Ltd/ GK Tree Surgeons Ltd/JWG Mot	5	1:58.711			90.03 mph			144.89 kph	

#### Comments:

Class - 92.5% of Race Speed = 83.08 mph  
 Class C - 92.5% of Race Speed = 81.49 mph

Weather / Track : Cloudy / Dry

Date: 05/05/2024 Start: 11:16 Finish: 11:26  
Snetterton 300: 2.9689 miles

These results are provisional until the conclusion of any judicial and technical matters.

Clerk Of Course:	Stewards:	Timekeeper:	<i>Craig Smith</i>	
------------------	-----------	-------------	--------------------	--

Results can be found at [www.tsl-timing.com](http://www.tsl-timing.com)

Printed - 11:30 Sunday, 05 May 2024



# BMCRC - MRO Championships 2024 - Rnd 3 @ Snetterton 300

## DART MRO 600 inc Clubman 600 & GP2/EVO

### RACE 4 - LAP CHART

LAP 1 @ 11:18:18.698			LAP 2 @ 11:20:16.846			LAP 3 @ 11:22:15.118			LAP 4 @ 11:24:13.402			LAP 5 @ 11:26:10.353		
NO	BEHIND	LAP TIME	NO	BEHIND	LAP TIME	NO	BEHIND	LAP TIME	NO	BEHIND	LAP TIME	NO	BEHIND	LAP TIME
76		2:03.302	76		1:58.148	212		1:58.243	212		1:58.284	76		1:56.548
212	0.395	2:03.697	212	0.029	1:57.782	1	0.201	1:58.118	76	0.403	1:57.463	212	0.820	1:57.771
1	0.932	2:04.234	1	0.355	1:57.571	76	1.224	1:59.496	1	0.453	1:58.536	1	1.322	1:57.820
56	1.365	2:04.667	3	2.718	1:58.200	3	2.986	1:58.540	3	3.238	1:58.536	3	5.881	1:59.594
3	2.666	2:05.968	56	2.937	1:59.720	56	3.825	1:59.160	56	4.967	1:59.426	56	6.637	1:58.621
48	2.810	2:06.112	48	5.831	2:01.169	144	7.442	1:59.711	144	8.330	1:59.172	144	9.915	1:58.536
144	3.957	2:07.259	144	6.003	2:00.194	48	7.649	2:00.090	48	9.731	2:00.366	531	11.614	1:58.711
531	4.012	2:07.314	531	6.293	2:00.429	531	7.967	1:59.946	531	9.854	2:00.171	48	12.645	1:59.865
169	4.466	2:07.768	91	7.109	2:00.517	91	8.312	1:59.475	91	10.056	2:00.028	91	12.663	1:59.558
91	4.740	2:08.042	169	7.606	2:01.288	169	9.081	1:59.747	169	10.740	1:59.943	169	13.338	1:59.549
35	5.137	2:08.439	35	8.238	2:01.249	39	11.546	2:01.037	39	14.028	2:00.766	39	17.113	2:00.036
5	5.484	2:08.786	5	8.633	2:01.297	35	11.577	2:01.611	5	14.113	2:00.693	5	17.231	2:00.069
39	5.630	2:08.932	39	8.781	2:01.299	5	11.704	2:01.343	35	14.709	2:01.416	35	18.603	2:00.845
71	7.248	2:10.550	40	13.667	2:03.956	40	16.396	2:01.001	40	18.672	2:00.560	40	21.878	2:00.157
992	7.510	2:10.812	71	13.833	2:04.733	992	18.889	2:02.881	992	24.660	2:04.055	992	30.540	2:02.831
40	7.859	2:11.161	992	14.280	2:04.918	440	20.467	2:03.794	440	25.698	2:03.515	17	30.877	2:01.834
181	7.914	2:11.216	181	14.878	2:05.112	71	20.966	2:05.405	17	25.994	2:03.256	440	32.150	2:03.403
440	9.251	2:12.553	440	14.945	2:03.842	17	21.022	2:04.117	71	26.659	2:03.977	181	33.631	2:03.512
17	9.766	2:13.068	17	15.177	2:03.559	181	21.565	2:04.959	181	27.070	2:03.789	71	33.646	2:03.938
28	9.834	2:13.136	28	17.005	2:05.319	28	24.248	2:05.515	28	32.616	2:06.652	28	40.575	2:04.910
54	10.878	2:14.180	54	18.615	2:05.885	54	26.661	2:06.318	54	35.228	2:06.851	74	43.035	2:04.663
67	12.747	2:16.049	74	20.066	2:04.481	74	26.732	2:04.938	74	35.323	2:06.875	54	43.958	2:05.681
89	13.608	2:16.910	67	21.834	2:07.235	67	30.807	2:07.245	89	40.224	2:07.075	444	48.202	2:04.743
74	13.733	2:17.035	89	22.971	2:07.511	89	31.433	2:06.734	444	40.410	2:06.730	115	49.916	2:05.981
115	14.227	2:17.529	115	23.549	2:07.470	444	31.964	2:06.496	115	40.886	2:06.924	67	52.368	2:07.789
444	14.892	2:18.194	444	23.740	2:06.996	115	32.246	2:06.969	67	41.530	2:09.007	64	59.340	2:08.797
111	15.532	2:18.834	111	27.401	2:10.017	64	36.743	2:06.712	64	47.494	2:09.035	111	1:01.216	2:08.435
131	16.834	2:20.136	131	28.274	2:09.588	111	38.267	2:09.138	111	49.732	2:09.749	89	1:01.455	2:18.182
64	17.350	2:20.652	64	28.303	2:09.101	131	40.031	2:10.029	131	50.957	2:09.210	131	1:03.581	2:09.575
84	18.185	2:21.487	825	28.696	2:08.470	825	40.346	2:09.922	825	51.564	2:09.502	825	1:03.903	2:09.290
825	18.374	2:21.676	84	31.646	2:11.609	84	44.586	2:11.212	70	57.581	2:11.226	70	1:11.274	2:10.644
70	19.408	2:22.710	70	32.462	2:11.202	70	44.639	2:10.449	84	58.131	2:11.829	84	1:11.717	2:10.537
124	20.154	2:23.456	124	35.084	2:13.078	124	49.214	2:12.402	124	1:02.967	2:12.037	124	1:17.630	2:11.614
65	22.904	2:26.206	65	37.307	2:12.551	65	51.165	2:12.130	65	1:04.445	2:11.564	65	1:18.666	2:11.172
6	35.330	2:38.632	6	54.518	2:17.336	6	1:15.022	2:18.776						

# BMCRC - MRO Championships 2024 - Rnd 3 @ Snetterton 300

## DART MRO 600 inc Clubman 600 & GP2/EVO

### RACE 4 - POSITION CHART

No	Name	Lap Pos	Lap				
			1	2	3	4	5
212	PALLET	1	76	76	212	212	76
76	JOHNSON	2	212	212	1	76	212
3	LAMB DEN	3	1	1	76	1	1
56	MILLS	4	56	3	3	3	3
1	FOWLE	5	3	56	56	56	56
144	HALLIDAY	6	48	48	144	144	144
48	FORREST	7	144	144	48	48	531
531	KOURTI	8	531	531	531	531	48
169	CUNNINGHAM	9	169	91	91	91	91
35	DICKINSON	10	91	169	169	169	169
39	MONK	11	35	35	39	39	39
91	HIRST	12	5	5	35	5	5
181	GOODFELLOW	13	39	39	5	35	35
5	MACRAE	14	71	40	40	40	40
71	MACRAE	15	992	71	992	992	992
440	EVERTON	16	40	992	440	440	17
992	WORMALD	17	181	181	71	17	440
74	VAUGHAN	18	440	440	17	71	181
28	WALKER	19	17	17	181	181	71
54	ANDERTON	20	28	28	28	28	28
64	ALLAN	21	54	54	54	54	74
115	MAHER	22	67	74	74	74	54
67	ANSELL	23	89	67	67	89	444
444	BUTLER	24	74	89	89	444	115
89	MUNRO	25	115	115	444	115	67
825	OWENS	26	444	444	115	67	64
131	DIDWELL	27	111	111	64	64	111
84	HIGGINS	28	131	131	111	111	89
111	JACKSON	29	64	64	131	131	131
65	SOILLEUX	30	84	825	825	825	825
70	SWYER	31	825	84	84	70	70
124	STRUTT	32	70	70	70	84	84
41	PEACE	33	124	124	124	124	124
6	FAITH	34	65	65	65	65	65
40	ROSS	35	6	6	6		
17	BAKER	36					

# BMCRC - MRO Championships 2024 - Rnd 3 @ Snetterton 300

## DART MRO 600 inc Clubman 600 & GP2/EVO

### RACE 4 - SECTOR ANALYSIS



SECTOR 1 = FL to I1, SECTOR 2 = I1 to FL, DIFF = Difference To Personal Best Lap, P = Crossed Finish Line in Pit Lane, D = Time Disallowed

P1 76		Anthony JOHNSON		Yamaha R6 - INTA MOTORCYCLE SERVICES LTD		
IDEAL LAP TIME : 1:56.548		BEST LAP TIME : 1:56.548		DIFFERENCE : 0.000		
LAP	SECTOR 1	SECTOR 2	LAP TIME	MPH	DIFF	TIME OF DAY
1 -		39.632	2:03.302	86.68	6.754	11:18:18.698
2 -	1:18.728	39.420	1:58.148 (3)	90.46	1.600	11:20:16.846
3 -	1:18.940	40.556	1:59.496	89.44	2.948	11:22:16.342
4 -	1:18.264	39.199	1:57.463 (2)	90.99	0.915	11:24:13.805
5 -	<b>1:17.736</b>	<b>38.812</b>	<b>1:56.548 (1)</b>	<b>91.70</b>		<b>11:26:10.353</b>

P2 212		Matt PALLETT		Kawasaki ZX636 - BDA Chartered Architects		
IDEAL LAP TIME : 1:57.452		BEST LAP TIME : 1:57.771		DIFFERENCE : 0.319		
LAP	SECTOR 1	SECTOR 2	LAP TIME	MPH	DIFF	TIME OF DAY
1 -		39.501	2:03.697	86.40	5.926	11:18:19.093
2 -	1:18.503	39.279	1:57.782 (2)	90.74	0.011	11:20:16.875
3 -	<b>1:18.332</b>	39.911	1:58.243 (3)	90.39	0.472	11:22:15.118
4 -	1:19.040	39.244	1:58.284	90.35	0.513	11:24:13.402
5 -	1:18.651	<b>39.120</b>	<b>1:57.771 (1)</b>	<b>90.75</b>		<b>11:26:11.173</b>

P3 1		Harry FOWLE		Yamaha R6 - HF Refinishing Racing		
IDEAL LAP TIME : 1:57.417		BEST LAP TIME : 1:57.571		DIFFERENCE : 0.154		
LAP	SECTOR 1	SECTOR 2	LAP TIME	MPH	DIFF	TIME OF DAY
1 -		39.266	2:04.234	86.03	6.663	11:18:19.630
2 -	1:18.507	<b>39.064</b>	<b>1:57.571 (1)</b>	<b>90.90</b>		<b>11:20:17.201</b>
3 -	1:18.557	39.561	1:58.118 (3)	90.48	0.547	11:22:15.319
4 -	1:19.195	39.341	1:58.536	90.16	0.965	11:24:13.855
5 -	<b>1:18.353</b>	39.467	1:57.820 (2)	90.71	0.249	11:26:11.675

P4 3		Joey LAMB DEN		Kawasaki 636 -		
IDEAL LAP TIME : 1:58.200		BEST LAP TIME : 1:58.200		DIFFERENCE : 0.000		
LAP	SECTOR 1	SECTOR 2	LAP TIME	MPH	DIFF	TIME OF DAY
1 -		39.759	2:05.968	84.84	7.768	11:18:21.364
2 -	<b>1:18.766</b>	<b>39.434</b>	<b>1:58.200 (1)</b>	<b>90.42</b>		<b>11:20:19.564</b>
3 -	1:19.082	39.458	1:58.540 (3)	90.16	0.340	11:22:18.104
4 -	1:18.931	39.605	1:58.536 (2)	90.16	0.336	11:24:16.640
5 -	1:19.884	39.710	1:59.594	89.36	1.394	11:26:16.234

P5 56		Michael MILLS		Yamaha R6 - A51 Racing, The Wokingham Bar Company		
IDEAL LAP TIME : 1:58.621		BEST LAP TIME : 1:58.621		DIFFERENCE : 0.000		
LAP	SECTOR 1	SECTOR 2	LAP TIME	MPH	DIFF	TIME OF DAY
1 -		39.640	2:04.667	85.73	6.046	11:18:20.063
2 -	1:20.029	39.691	1:59.720	89.27	1.099	11:20:19.783
3 -	1:19.651	39.509	1:59.160 (2)	89.69	0.539	11:22:18.943
4 -	1:19.898	39.528	1:59.426 (3)	89.49	0.805	11:24:18.369
5 -	<b>1:19.258</b>	<b>39.363</b>	<b>1:58.621 (1)</b>	<b>90.10</b>		<b>11:26:16.990</b>

P6 144		Jorge HALLIDAY		Yamaha R6 - Stanford Halliday Racing		
IDEAL LAP TIME : 1:58.536		BEST LAP TIME : 1:58.536		DIFFERENCE : 0.000		
LAP	SECTOR 1	SECTOR 2	LAP TIME	MPH	DIFF	TIME OF DAY
1 -		40.520	2:07.259	83.98	8.723	11:18:22.655
2 -	1:19.776	40.418	2:00.194	88.92	1.658	11:20:22.849
3 -	1:19.595	40.116	1:59.711 (3)	89.28	1.175	11:22:22.560
4 -	1:19.140	40.032	1:59.172 (2)	89.68	0.636	11:24:21.732
5 -	<b>1:18.850</b>	<b>39.686</b>	<b>1:58.536 (1)</b>	<b>90.16</b>		<b>11:26:20.268</b>

# BMCRC - MRO Championships 2024 - Rnd 3 @ Snetterton 300

## DART MRO 600 inc Clubman 600 & GP2/EVO

### RACE 4 - SECTOR ANALYSIS



SECTOR 1 = FL to I1, SECTOR 2 = I1 to FL, DIFF = Difference To Personal Best Lap, P = Crossed Finish Line in Pit Lane, D = Time Disallowed

P7 531 C		Jake KOURTI		Yamaha R6 - Red Mist Ltd/ GK Tree Surgeons Ltd/JWG Motorc			
IDEAL LAP TIME : 1:58.711		BEST LAP TIME : 1:58.711		DIFFERENCE : 0.000			
LAP	SECTOR 1	SECTOR 2	LAP TIME	MPH	DIFF	TIME OF DAY	
1 -		40.683	2:07.314	83.95	8.603	11:18:22.710	
2 -	1:20.366	40.063	2:00.429	88.75	1.718	11:20:23.139	
3 -	1:20.089	39.857	1:59.946 (2)	89.10	1.235	11:22:23.085	
4 -	1:19.841	40.330	2:00.171 (3)	88.94	1.460	11:24:23.256	
5 -	<b>1:19.006</b>	<b>39.705</b>	<b>1:58.711 (1)</b>	<b>90.03</b>		<b>11:26:21.967</b>	

P8 48 C		Rhys FORREST		Kawasaki ZX636 -			
IDEAL LAP TIME : 1:59.622		BEST LAP TIME : 1:59.865		DIFFERENCE : 0.243			
LAP	SECTOR 1	SECTOR 2	LAP TIME	MPH	DIFF	TIME OF DAY	
1 -		40.632	2:06.112	84.75	6.247	11:18:21.508	
2 -	1:20.645	40.524	2:01.169	88.20	1.304	11:20:22.677	
3 -	1:20.321	<b>39.769</b>	2:00.090 (2)	89.00	0.225	11:22:22.767	
4 -	1:20.247	40.119	2:00.366 (3)	88.79	0.501	11:24:23.133	
5 -	<b>1:19.853</b>	40.012	<b>1:59.865 (1)</b>	<b>89.16</b>		<b>11:26:22.998</b>	

P9 91		Sam HIRST		Kawasaki ZX-636 - Team Valley Racing			
IDEAL LAP TIME : 1:59.246		BEST LAP TIME : 1:59.475		DIFFERENCE : 0.229			
LAP	SECTOR 1	SECTOR 2	LAP TIME	MPH	DIFF	TIME OF DAY	
1 -		40.892	2:08.042	83.47	8.567	11:18:23.438	
2 -	1:20.484	40.033	2:00.517	88.68	1.042	11:20:23.955	
3 -	1:19.743	<b>39.732</b>	<b>1:59.475 (1)</b>	<b>89.45</b>		<b>11:22:23.430</b>	
4 -	1:20.211	39.817	2:00.028 (3)	89.04	0.553	11:24:23.458	
5 -	<b>1:19.514</b>	40.044	1:59.558 (2)	89.39	0.083	11:26:23.016	

P10 169		Gareth CUNNINGHAM		Yamaha R6 - Burnham cars ltd			
IDEAL LAP TIME : 1:59.219		BEST LAP TIME : 1:59.549		DIFFERENCE : 0.330			
LAP	SECTOR 1	SECTOR 2	LAP TIME	MPH	DIFF	TIME OF DAY	
1 -		40.744	2:07.768	83.65	8.219	11:18:23.164	
2 -	1:20.697	40.591	2:01.288	88.12	1.739	11:20:24.452	
3 -	1:19.747	<b>40.000</b>	1:59.747 (2)	89.25	0.198	11:22:24.199	
4 -	1:19.922	40.021	1:59.943 (3)	89.10	0.394	11:24:24.142	
5 -	<b>1:19.219</b>	40.330	<b>1:59.549 (1)</b>	<b>89.40</b>		<b>11:26:23.691</b>	

P11 39 C		Aaron MONK		Kawasaki NINJA 636 - flyaspitfire.co.uk			
IDEAL LAP TIME : 2:00.036		BEST LAP TIME : 2:00.036		DIFFERENCE : 0.000			
LAP	SECTOR 1	SECTOR 2	LAP TIME	MPH	DIFF	TIME OF DAY	
1 -		41.166	2:08.932	82.89	8.896	11:18:24.328	
2 -	1:20.518	40.781	2:01.299	88.11	1.263	11:20:25.627	
3 -	1:20.324	40.713	2:01.037 (3)	88.30	1.001	11:22:26.664	
4 -	1:20.285	40.481	2:00.766 (2)	88.50	0.730	11:24:27.430	
5 -	<b>1:19.814</b>	<b>40.222</b>	<b>2:00.036 (1)</b>	<b>89.04</b>		<b>11:26:27.466</b>	

P12 5		Luke MACRAE		Triumph 765 - Bournephoto.co.uk			
IDEAL LAP TIME : 2:00.069		BEST LAP TIME : 2:00.069		DIFFERENCE : 0.000			
LAP	SECTOR 1	SECTOR 2	LAP TIME	MPH	DIFF	TIME OF DAY	
1 -		40.829	2:08.786	82.99	8.717	11:18:24.182	
2 -	1:20.573	40.724	2:01.297 (3)	88.11	1.228	11:20:25.479	
3 -	1:21.026	40.317	2:01.343	88.08	1.274	11:22:26.822	
4 -	1:20.593	40.100	2:00.693 (2)	88.55	0.624	11:24:27.515	
5 -	<b>1:20.115</b>	<b>39.954</b>	<b>2:00.069 (1)</b>	<b>89.01</b>		<b>11:26:27.584</b>	

# BMCRC - MRO Championships 2024 - Rnd 3 @ Snetterton 300

## DART MRO 600 inc Clubman 600 & GP2/EVO

### RACE 4 - SECTOR ANALYSIS



SECTOR 1 = FL to I1, SECTOR 2 = I1 to FL, DIFF = Difference To Personal Best Lap, P = Crossed Finish Line in Pit Lane, D = Time Disallowed

P13 35		Kai DICKINSON		Kawasaki ZX636 -		
IDEAL LAP TIME : 2:00.845		BEST LAP TIME : 2:00.845		DIFFERENCE : 0.000		
LAP	SECTOR 1	SECTOR 2	LAP TIME	MPH	DIFF	TIME OF DAY
1 -		40.837	2:08.439	83.21	7.594	11:18:23.835
2 -	1:20.681	40.568	2:01.249 (2)	88.14	0.404	11:20:25.084
3 -	1:20.762	40.849	2:01.611	87.88	0.766	11:22:26.695
4 -	1:20.653	40.763	2:01.416 (3)	88.02	0.571	11:24:28.111
5 -	<b>1:20.324</b>	<b>40.521</b>	<b>2:00.845 (1)</b>	<b>88.44</b>		<b>11:26:28.956</b>

P14 40		Henry ROSS		-		
IDEAL LAP TIME : 2:00.157		BEST LAP TIME : 2:00.157		DIFFERENCE : 0.000		
LAP	SECTOR 1	SECTOR 2	LAP TIME	MPH	DIFF	TIME OF DAY
1 -		40.653	2:11.161	81.48	11.004	11:18:26.557
2 -	1:22.372	41.584	2:03.956	86.22	3.799	11:20:30.513
3 -	1:20.790	40.211	2:01.001 (3)	88.33	0.844	11:22:31.514
4 -	1:20.332	40.228	2:00.560 (2)	88.65	0.403	11:24:32.074
5 -	<b>1:20.101</b>	<b>40.056</b>	<b>2:00.157 (1)</b>	<b>88.95</b>		<b>11:26:32.231</b>

P15 992		Eddy WORMALD		Yamaha R6 -		
IDEAL LAP TIME : 2:02.704		BEST LAP TIME : 2:02.831		DIFFERENCE : 0.127		
LAP	SECTOR 1	SECTOR 2	LAP TIME	MPH	DIFF	TIME OF DAY
1 -		41.291	2:10.812	81.70	7.981	11:18:26.208
2 -	1:22.667	42.251	2:04.918	85.56	2.087	11:20:31.126
3 -	1:21.855	<b>41.026</b>	2:02.881 (2)	86.97	0.050	11:22:34.007
4 -	1:22.320	41.735	2:04.055 (3)	86.15	1.224	11:24:38.062
5 -	<b>1:21.678</b>	41.153	<b>2:02.831 (1)</b>	<b>87.01</b>		<b>11:26:40.893</b>

P16 17		Philip BAKER		Yamaha R6 - Ashford Accident Repair Centre Ltd		
IDEAL LAP TIME : 2:01.834		BEST LAP TIME : 2:01.834		DIFFERENCE : 0.000		
LAP	SECTOR 1	SECTOR 2	LAP TIME	MPH	DIFF	TIME OF DAY
1 -		41.177	2:13.068	80.32	11.234	11:18:28.464
2 -	1:22.382	41.177	2:03.559 (3)	86.50	1.725	11:20:32.023
3 -	1:22.827	41.290	2:04.117	86.11	2.283	11:22:36.140
4 -	1:22.587	40.669	2:03.256 (2)	86.71	1.422	11:24:39.396
5 -	<b>1:21.397</b>	<b>40.437</b>	<b>2:01.834 (1)</b>	<b>87.72</b>		<b>11:26:41.230</b>

P17 440 C		Elijah EVERTON		KAWASAKI NINJA 600 -		
IDEAL LAP TIME : 2:03.199		BEST LAP TIME : 2:03.403		DIFFERENCE : 0.204		
LAP	SECTOR 1	SECTOR 2	LAP TIME	MPH	DIFF	TIME OF DAY
1 -		41.747	2:12.553	80.63	9.150	11:18:27.949
2 -	1:22.479	41.363	2:03.842	86.30	0.439	11:20:31.791
3 -	1:22.385	41.409	2:03.794 (3)	86.33	0.391	11:22:35.585
4 -	1:22.383	<b>41.132</b>	2:03.515 (2)	86.53	0.112	11:24:39.100
5 -	<b>1:22.067</b>	41.336	<b>2:03.403 (1)</b>	<b>86.61</b>		<b>11:26:42.503</b>

P18 181		Mike GOODFELLOW		Kawasaki ZX6R -		
IDEAL LAP TIME : 2:03.493		BEST LAP TIME : 2:03.512		DIFFERENCE : 0.019		
LAP	SECTOR 1	SECTOR 2	LAP TIME	MPH	DIFF	TIME OF DAY
1 -		41.228	2:11.216	81.45	7.704	11:18:26.612
2 -	<b>1:22.669</b>	42.443	2:05.112	85.42	1.600	11:20:31.724
3 -	1:22.874	42.085	2:04.959 (3)	85.53	1.447	11:22:36.683
4 -	1:22.843	40.946	2:03.789 (2)	86.34	0.277	11:24:40.472
5 -	1:22.688	<b>40.824</b>	<b>2:03.512 (1)</b>	<b>86.53</b>		<b>11:26:43.984</b>



# BMCRC - MRO Championships 2024 - Rnd 3 @ Snetterton 300

## DART MRO 600 inc Clubman 600 & GP2/EVO

### RACE 4 - SECTOR ANALYSIS



SECTOR 1 = FL to I1, SECTOR 2 = I1 to FL, DIFF = Difference To Personal Best Lap, P = Crossed Finish Line in Pit Lane, D = Time Disallowed

P19 71		Oliver MACRAE		- Gorilla Racing		
IDEAL LAP TIME : 2:03.652		BEST LAP TIME : 2:03.938		DIFFERENCE : 0.286		
LAP	SECTOR 1	SECTOR 2	LAP TIME	MPH	DIFF	TIME OF DAY
1 -		41.594	2:10.550	81.86	6.612	11:18:25.946
2 -	1:22.914	41.819	2:04.733 (3)	85.68	0.795	11:20:30.679
3 -	1:23.522	41.883	2:05.405	85.22	1.467	11:22:36.084
4 -	<b>1:22.750</b>	41.227	2:03.977 (2)	86.21	0.039	11:24:40.061
5 -	1:23.036	<b>40.902</b>	<b>2:03.938 (1)</b>	<b>86.23</b>		<b>11:26:43.999</b>

P20 28 C		Tom WALKER		Yamaha R6 - TRW Racing		
IDEAL LAP TIME : 2:04.656		BEST LAP TIME : 2:04.910		DIFFERENCE : 0.254		
LAP	SECTOR 1	SECTOR 2	LAP TIME	MPH	DIFF	TIME OF DAY
1 -		<b>41.757</b>	2:13.136	80.27	8.226	11:18:28.532
2 -	1:23.517	41.802	2:05.319 (2)	85.28	0.409	11:20:33.851
3 -	1:23.268	42.247	2:05.515 (3)	85.15	0.605	11:22:39.366
4 -	1:24.304	42.348	2:06.652	84.38	1.742	11:24:46.018
5 -	<b>1:22.899</b>	42.011	<b>2:04.910 (1)</b>	<b>85.56</b>		<b>11:26:50.928</b>

P21 74 C		Tom VAUGHAN		Yamaha R6 - Lamonde Automation Ltd, Smiths Mechanical Supl		
IDEAL LAP TIME : 2:04.349		BEST LAP TIME : 2:04.481		DIFFERENCE : 0.132		
LAP	SECTOR 1	SECTOR 2	LAP TIME	MPH	DIFF	TIME OF DAY
1 -		43.295	2:17.035	77.99	12.554	11:18:32.431
2 -	1:23.114	<b>41.367</b>	<b>2:04.481 (1)</b>	<b>85.86</b>		<b>11:20:36.912</b>
3 -	<b>1:22.982</b>	41.956	2:04.938 (3)	85.54	0.457	11:22:41.850
4 -	1:24.158	42.717	2:06.875	84.24	2.394	11:24:48.725
5 -	1:23.036	41.627	2:04.663 (2)	85.73	0.182	11:26:53.388

P22 54 C		Jake ANDERTON		Yamaha R6 - Hunter Racing		
IDEAL LAP TIME : 2:05.593		BEST LAP TIME : 2:05.681		DIFFERENCE : 0.088		
LAP	SECTOR 1	SECTOR 2	LAP TIME	MPH	DIFF	TIME OF DAY
1 -		42.418	2:14.180	79.65	8.499	11:18:29.576
2 -	1:23.575	<b>42.310</b>	2:05.885 (2)	84.90	0.204	11:20:35.461
3 -	1:24.002	42.316	2:06.318 (3)	84.61	0.637	11:22:41.779
4 -	1:24.132	42.719	2:06.851	84.25	1.170	11:24:48.630
5 -	<b>1:23.283</b>	42.398	<b>2:05.681 (1)</b>	<b>85.04</b>		<b>11:26:54.311</b>

P23 444		Vincent BUTLER		Yamaha YZF R6 - Me		
IDEAL LAP TIME : 2:04.743		BEST LAP TIME : 2:04.743		DIFFERENCE : 0.000		
LAP	SECTOR 1	SECTOR 2	LAP TIME	MPH	DIFF	TIME OF DAY
1 -		44.269	2:18.194	77.34	13.451	11:18:33.590
2 -	1:23.706	43.290	2:06.996	84.16	2.253	11:20:40.586
3 -	1:24.182	42.314	2:06.496 (2)	84.49	1.753	11:22:47.082
4 -	1:24.407	42.323	2:06.730 (3)	84.33	1.987	11:24:53.812
5 -	<b>1:22.977</b>	<b>41.766</b>	<b>2:04.743 (1)</b>	<b>85.68</b>		<b>11:26:58.555</b>

P24 115 C		Brian MAHER		Yamaha R6 - Spraytech /Espresso Solutions		
IDEAL LAP TIME : 2:05.931		BEST LAP TIME : 2:05.981		DIFFERENCE : 0.050		
LAP	SECTOR 1	SECTOR 2	LAP TIME	MPH	DIFF	TIME OF DAY
1 -		43.470	2:17.529	77.71	11.548	11:18:32.925
2 -	1:24.991	42.479	2:07.470	83.84	1.489	11:20:40.395
3 -	1:24.047	42.922	2:06.969 (3)	84.17	0.988	11:22:47.364
4 -	<b>1:23.923</b>	43.001	2:06.924 (2)	84.20	0.943	11:24:54.288
5 -	1:23.973	<b>42.008</b>	<b>2:05.981 (1)</b>	<b>84.83</b>		<b>11:27:00.269</b>

# BMCRC - MRO Championships 2024 - Rnd 3 @ Snetterton 300

## DART MRO 600 inc Clubman 600 & GP2/EVO

### RACE 4 - SECTOR ANALYSIS



SECTOR 1 = FL to I1, SECTOR 2 = I1 to FL, DIFF = Difference To Personal Best Lap, P = Crossed Finish Line in Pit Lane, D = Time Disallowed

P25 67 C		Edward ANSELL		Triumph 675 - E a Ansell contractors			
IDEAL LAP TIME : 2:06.852		BEST LAP TIME : 2:07.235		DIFFERENCE : 0.383			
LAP	SECTOR 1	SECTOR 2	LAP TIME	MPH	DIFF	TIME OF DAY	
1 -		42.715	2:16.049	78.56	8.814	11:18:31.445	
2 -	1:24.720	<b>42.515</b>	<b>2:07.235 (1)</b>	<b>84.00</b>		<b>11:20:38.680</b>	
3 -	1:24.470	42.775	2:07.245 (2)	83.99	0.010	11:22:45.925	
4 -	1:25.203	43.804	2:09.007	82.84	1.772	11:24:54.932	
5 -	<b>1:24.337</b>	43.452	2:07.789 (3)	83.63	0.554	11:27:02.721	

P26 64 C		Jack ALLAN		Yamaha R6 -			
IDEAL LAP TIME : 2:06.712		BEST LAP TIME : 2:06.712		DIFFERENCE : 0.000			
LAP	SECTOR 1	SECTOR 2	LAP TIME	MPH	DIFF	TIME OF DAY	
1 -		44.084	2:20.652	75.98	13.940	11:18:36.048	
2 -	1:25.204	43.897	2:09.101	82.78	2.389	11:20:45.149	
3 -	<b>1:23.593</b>	<b>43.119</b>	<b>2:06.712 (1)</b>	<b>84.34</b>		<b>11:22:51.861</b>	
4 -	1:25.754	43.281	2:09.035 (3)	82.83	2.323	11:25:00.896	
5 -	1:25.185	43.612	2:08.797 (2)	82.98	2.085	11:27:09.693	

P27 111		Mark JACKSON		Yamaha R6 - Mick's Tyres Darton			
IDEAL LAP TIME : 2:08.435		BEST LAP TIME : 2:08.435		DIFFERENCE : 0.000			
LAP	SECTOR 1	SECTOR 2	LAP TIME	MPH	DIFF	TIME OF DAY	
1 -		43.448	2:18.834	76.98	10.399	11:18:34.230	
2 -	1:26.496	43.521	2:10.017	82.20	1.582	11:20:44.247	
3 -	1:26.009	43.129	2:09.138 (2)	82.76	0.703	11:22:53.385	
4 -	1:26.605	43.144	2:09.749 (3)	82.37	1.314	11:25:03.134	
5 -	<b>1:25.537</b>	<b>42.898</b>	<b>2:08.435 (1)</b>	<b>83.21</b>		<b>11:27:11.569</b>	

P28 89		David MUNRO		Yamaha R6 -			
IDEAL LAP TIME : 2:05.847		BEST LAP TIME : 2:06.734		DIFFERENCE : 0.887			
LAP	SECTOR 1	SECTOR 2	LAP TIME	MPH	DIFF	TIME OF DAY	
1 -		43.506	2:16.910	78.06	10.176	11:18:32.306	
2 -	1:24.626	42.885	2:07.511 (3)	83.82	0.777	11:20:39.817	
3 -	<b>1:24.131</b>	42.603	<b>2:06.734 (1)</b>	<b>84.33</b>		<b>11:22:46.551</b>	
4 -	1:24.513	42.562	2:07.075 (2)	84.10	0.341	11:24:53.626	
5 -	1:36.466	<b>41.716</b>	2:18.182	77.34	11.448	11:27:11.808	

P29 131 C		Blake DIDWELL		Kawasaki ZX6R - Black Widow Exhausts   Double Blitz			
IDEAL LAP TIME : 2:08.582		BEST LAP TIME : 2:09.210		DIFFERENCE : 0.628			
LAP	SECTOR 1	SECTOR 2	LAP TIME	MPH	DIFF	TIME OF DAY	
1 -		43.887	2:20.136	76.26	10.926	11:18:35.532	
2 -	<b>1:25.398</b>	44.190	2:09.588 (3)	82.47	0.378	11:20:45.120	
3 -	1:26.415	43.614	2:10.029	82.19	0.819	11:22:55.149	
4 -	1:26.026	<b>43.184</b>	<b>2:09.210 (1)</b>	<b>82.71</b>		<b>11:25:04.359</b>	
5 -	1:25.911	43.664	2:09.575 (2)	82.48	0.365	11:27:13.934	

P30 825 C		Cody OWENS		Suzuki GSXR 600 - Crippling debt			
IDEAL LAP TIME : 2:08.470		BEST LAP TIME : 2:08.470		DIFFERENCE : 0.000			
LAP	SECTOR 1	SECTOR 2	LAP TIME	MPH	DIFF	TIME OF DAY	
1 -		44.479	2:21.676	75.44	13.206	11:18:37.072	
2 -	<b>1:25.782</b>	<b>42.688</b>	<b>2:08.470 (1)</b>	<b>83.19</b>		<b>11:20:45.542</b>	
3 -	1:26.624	43.298	2:09.922	82.26	1.452	11:22:55.464	
4 -	1:26.365	43.137	2:09.502 (3)	82.53	1.032	11:25:04.966	
5 -	1:26.138	43.152	2:09.290 (2)	82.66	0.820	11:27:14.256	

# BMCRC - MRO Championships 2024 - Rnd 3 @ Snetterton 300

## DART MRO 600 inc Clubman 600 & GP2/EVO

### RACE 4 - SECTOR ANALYSIS



SECTOR 1 = FL to I1, SECTOR 2 = I1 to FL, DIFF = Difference To Personal Best Lap, P = Crossed Finish Line in Pit Lane, D = Time Disallowed

P31 70 C		Kallam SWYER		Kawasaki ZX6R - Road and racing performance		
IDEAL LAP TIME : 2:10.407		BEST LAP TIME : 2:10.449		DIFFERENCE : 0.042		
LAP	SECTOR 1	SECTOR 2	LAP TIME	MPH	DIFF	TIME OF DAY
1 -		44.344	2:22.710	74.89	12.261	11:18:38.106
2 -	1:27.588	<b>43.614</b>	2:11.202 (3)	81.46	0.753	11:20:49.308
3 -	<b>1:26.793</b>	43.656	<b>2:10.449 (1)</b>	<b>81.93</b>		<b>11:22:59.757</b>
4 -	1:27.155	44.071	2:11.226	81.44	0.777	11:25:10.983
5 -	1:26.886	43.758	2:10.644 (2)	81.81	0.195	11:27:21.627

P32 84 C		George HIGGINS		Yamaha R6 - Aztec Racing		
IDEAL LAP TIME : 2:10.537		BEST LAP TIME : 2:10.537		DIFFERENCE : 0.000		
LAP	SECTOR 1	SECTOR 2	LAP TIME	MPH	DIFF	TIME OF DAY
1 -		44.457	2:21.487	75.54	10.950	11:18:36.883
2 -	1:27.337	44.272	2:11.609 (3)	81.21	1.072	11:20:48.492
3 -	1:27.008	44.204	2:11.212 (2)	81.45	0.675	11:22:59.704
4 -	1:27.581	44.248	2:11.829	81.07	1.292	11:25:11.533
5 -	<b>1:26.529</b>	<b>44.008</b>	<b>2:10.537 (1)</b>	<b>81.87</b>		<b>11:27:22.070</b>

P33 124 C		Mark STRUTT		Yamaha R6 - MPS Developments LTD		
IDEAL LAP TIME : 2:11.614		BEST LAP TIME : 2:11.614		DIFFERENCE : 0.000		
LAP	SECTOR 1	SECTOR 2	LAP TIME	MPH	DIFF	TIME OF DAY
1 -		44.884	2:23.456	74.50	11.842	11:18:38.852
2 -	1:28.286	44.792	2:13.078	80.31	1.464	11:20:51.930
3 -	1:27.997	44.405	2:12.402 (3)	80.72	0.788	11:23:04.332
4 -	1:27.369	44.668	2:12.037 (2)	80.94	0.423	11:25:16.369
5 -	<b>1:27.285</b>	<b>44.329</b>	<b>2:11.614 (1)</b>	<b>81.20</b>		<b>11:27:27.983</b>

P34 65		Ian SOILLEUX		Kawasaki ZX6 - BDRacing		
IDEAL LAP TIME : 2:10.970		BEST LAP TIME : 2:11.172		DIFFERENCE : 0.202		
LAP	SECTOR 1	SECTOR 2	LAP TIME	MPH	DIFF	TIME OF DAY
1 -		44.320	2:26.206	73.10	15.034	11:18:41.602
2 -	1:28.061	44.490	2:12.551	80.63	1.379	11:20:54.153
3 -	1:28.206	43.924	2:12.130 (3)	80.89	0.958	11:23:06.283
4 -	<b>1:27.273</b>	44.291	2:11.564 (2)	81.23	0.392	11:25:17.847
5 -	1:27.475	<b>43.697</b>	<b>2:11.172 (1)</b>	<b>81.48</b>		<b>11:27:29.019</b>

P35 6 C		Gareth FAITH		Kawasaki ZX6R - Sitramoto		
IDEAL LAP TIME : 2:16.711		BEST LAP TIME : 2:17.336		DIFFERENCE : 0.625		
LAP	SECTOR 1	SECTOR 2	LAP TIME	MPH	DIFF	TIME OF DAY
1 -		<b>45.542</b>	2:38.632	67.37	21.296	11:18:54.028
2 -	<b>1:31.169</b>	46.167	<b>2:17.336 (1)</b>	<b>77.82</b>		<b>11:21:11.364</b>
3 -	1:32.184	46.592	2:18.776 (2)	77.01	1.440	11:23:30.140

# BMCRC - MRO Championships 2024 - Rnd 3 @ Snetterton 300

## DART MRO 600 inc Clubman 600 & GP2/EVO

### RACE 4 - BEST SECTORS

SECTOR 1				SECTOR 2				IDEAL / BEST COMPARISON				
POS	NO	NAME	TIME	NO	NAME	TIME	POS	NO	NAME	IDEAL	BEST	DIFF
1	76	JOHNSON	1:17.736	76	JOHNSON	38.812	1	76	JOHNSON	1:56.548	1:56.548	0.000
2	212	PALLET	1:18.332	1	FOWLE	39.064	2	1	FOWLE	1:57.417	1:57.571	0.154
3	1	FOWLE	1:18.353	212	PALLET	39.120	3	212	PALLET	1:57.452	1:57.771	0.319
4	3	LAMBDEN	1:18.766	56	MILLS	39.363	4	3	LAMBDEN	1:58.200	1:58.200	0.000
5	144	HALLIDAY	1:18.850	3	LAMBDEN	39.434	5	144	HALLIDAY	1:58.536	1:58.536	0.000
6	531	KOURTI	1:19.006	144	HALLIDAY	39.686	6	56	MILLS	1:58.621	1:58.621	0.000
7	169	CUNNINGHAM	1:19.219	531	KOURTI	39.705	7	531	KOURTI	1:58.711	1:58.711	0.000
8	56	MILLS	1:19.258	91	HIRST	39.732	8	169	CUNNINGHAM	1:59.219	1:59.549	0.330
9	91	HIRST	1:19.514	48	FORREST	39.769	9	91	HIRST	1:59.246	1:59.475	0.229
10	39	MONK	1:19.814	5	MACRAE	39.954	10	48	FORREST	1:59.622	1:59.865	0.243
11	48	FORREST	1:19.853	169	CUNNINGHAM	40.000	11	39	MONK	2:00.036	2:00.036	0.000
12	40	ROSS	1:20.101	40	ROSS	40.056	12	5	MACRAE	2:00.069	2:00.069	0.000
13	5	MACRAE	1:20.115	39	MONK	40.222	13	40	ROSS	2:00.157	2:00.157	0.000
14	35	DICKINSON	1:20.324	17	BAKER	40.437	14	35	DICKINSON	2:00.845	2:00.845	0.000
15	17	BAKER	1:21.397	35	DICKINSON	40.521	15	17	BAKER	2:01.834	2:01.834	0.000
16	992	WORMALD	1:21.678	181	GOODFELLOW	40.824	16	992	WORMALD	2:02.704	2:02.831	0.127
17	440	EVERTON	1:22.067	71	MACRAE	40.902	17	440	EVERTON	2:03.199	2:03.403	0.204
18	181	GOODFELLOW	1:22.669	992	WORMALD	41.026	18	181	GOODFELLOW	2:03.493	2:03.512	0.019
19	71	MACRAE	1:22.750	440	EVERTON	41.132	19	71	MACRAE	2:03.652	2:03.938	0.286
20	28	WALKER	1:22.899	74	VAUGHAN	41.367	20	74	VAUGHAN	2:04.349	2:04.481	0.132
21	444	BUTLER	1:22.977	89	MUNRO	41.716	21	28	WALKER	2:04.656	2:04.910	0.254
22	74	VAUGHAN	1:22.982	28	WALKER	41.757	22	444	BUTLER	2:04.743	2:04.743	0.000
23	54	ANDERTON	1:23.283	444	BUTLER	41.766	23	54	ANDERTON	2:05.593	2:05.681	0.088
24	64	ALLAN	1:23.593	115	MAHER	42.008	24	89	MUNRO	2:05.847	2:06.734	0.887
25	115	MAHER	1:23.923	54	ANDERTON	42.310	25	115	MAHER	2:05.931	2:05.981	0.050
26	89	MUNRO	1:24.131	67	ANSELL	42.515	26	64	ALLAN	2:06.712	2:06.712	0.000
27	67	ANSELL	1:24.337	825	OWENS	42.688	27	67	ANSELL	2:06.852	2:07.235	0.383
28	131	DIDWELL	1:25.398	111	JACKSON	42.898	28	111	JACKSON	2:08.435	2:08.435	0.000
29	111	JACKSON	1:25.537	64	ALLAN	43.119	29	825	OWENS	2:08.470	2:08.470	0.000
30	825	OWENS	1:25.782	131	DIDWELL	43.184	30	131	DIDWELL	2:08.582	2:09.210	0.628
31	84	HIGGINS	1:26.529	70	SWYER	43.614	31	70	SWYER	2:10.407	2:10.449	0.042
32	70	SWYER	1:26.793	65	SOILLEUX	43.697	32	84	HIGGINS	2:10.537	2:10.537	0.000
33	65	SOILLEUX	1:27.273	84	HIGGINS	44.008	33	65	SOILLEUX	2:10.970	2:11.172	0.202
34	124	STRUTT	1:27.285	124	STRUTT	44.329	34	124	STRUTT	2:11.614	2:11.614	0.000
35	6	FAITH	1:31.169	6	FAITH	45.542	35	6	FAITH	2:16.711	2:17.336	0.625
36												

# BMCRC - MRO Championships 2024 - Rnd 3 @ Snetterton 300

## DART MRO 600 inc Clubman 600 & GP2/EVO

### RACE 4 - STATISTICS

<b>Competitors Started</b>	36
<b>Planned Start</b>	2024-05-05 @ 10:20:00.000
<b>Actual Start</b>	2024-05-05 @ 11:16:15.395
<b>Finish Time</b>	2024-05-05 @ 11:26:10.352
<b>Track Length</b>	2.9689mi.
<b>Total Laps</b>	173
<b>Total Distance Covered</b>	513.6216mi.

#### Session Fastest Lap History

NO	CL	NAME	LAP TIME	TIME OF DAY	LAP	VEHICLE
76		Anthony JOHNSON	<b>1:58.148</b>	11:20:16.852	2	Yamaha R6
212		Matt PALLETT	<b>1:57.782</b>	11:20:16.875	2	Kawasaki ZX636
1		Harry FOWLE	<b>1:57.571</b>	11:20:17.205	2	Yamaha R6
76		Anthony JOHNSON	<b>1:57.463</b>	11:24:13.806	4	Yamaha R6
76		Anthony JOHNSON	<b>1:56.548</b>	11:26:10.360	5	Yamaha R6

#### Session Leader History

NO	CL	NAME	FROM LAP	LAPS LED	DISTANCE	VEHICLE
76		Anthony JOHNSON	1	2	5.93 miles	Yamaha R6
212		Matt PALLETT	3	2	5.93 miles	Kawasaki ZX636
76		Anthony JOHNSON	5	1	2.96 miles	Yamaha R6

#### Flag History

TYPE	TIME OF DAY
GREEN	11:16:15.395
FINISH	11:26:10.352

#### Flag Statistics

TYPE	COUNT	TOTAL LAPS	TOTAL TIME
Green	1	5	11:48.401
Red	0	0	0.000
Safety Car	0	0	0.000
FCY	0	0	0.000

# BMCRC - MRO Championships 2024 - Rnd 3 @ Snetterton 300

## DART MRO 600 inc Clubman 600 & GP2/EVO

### RACE 4 - STATISTICS

CLASS :

19 Starters

#### Fastest Lap History

NO	NAME	LAP TIME	TIME OF DAY	LAP	VEHICLE
76	Anthony JOHNSON	<b>1:58.148</b>	11:20:16.852	2	Yamaha R6
212	Matt PALLETT	<b>1:57.782</b>	11:20:16.875	2	Kawasaki ZX636
1	Harry FOWLE	<b>1:57.571</b>	11:20:17.205	2	Yamaha R6
76	Anthony JOHNSON	<b>1:57.463</b>	11:24:13.806	4	Yamaha R6
76	Anthony JOHNSON	<b>1:56.548</b>	11:26:10.360	5	Yamaha R6

#### Leader History

NO	NAME	FROM LAP	LAPS LED	DISTANCE	VEHICLE
76	Anthony JOHNSON	1	2	5.93 miles	Yamaha R6
212	Matt PALLETT	3	2	5.93 miles	Kawasaki ZX636
76	Anthony JOHNSON	5	1	2.96 miles	Yamaha R6

# BMCRC - MRO Championships 2024 - Rnd 3 @ Snetterton 300

## DART MRO 600 inc Clubman 600 & GP2/EVO

### RACE 4 - STATISTICS

CLASS : C

17 Starters

#### Fastest Lap History

NO	NAME	LAP TIME	TIME OF DAY	LAP	VEHICLE
48	Rhys FORREST	<b>2:01.169</b>	11:20:22.679	2	Kawasaki ZX636
531	Jake KOURTI	<b>2:00.429</b>	11:20:23.156	2	Yamaha R6
48	Rhys FORREST	<b>2:00.090</b>	11:22:22.769	3	Kawasaki ZX636
531	Jake KOURTI	<b>1:59.946</b>	11:22:23.101	3	Yamaha R6
531	Jake KOURTI	<b>1:58.711</b>	11:26:21.983	5	Yamaha R6

#### Leader History

NO	NAME	FROM LAP	LAPS LED	DISTANCE	VEHICLE
48	Rhys FORREST	1	4	11.87 miles	Kawasaki ZX636
531	Jake KOURTI	5	1	2.96 miles	Yamaha R6



# BMCRC - MRO Championships 2024 - Rnd 3 @ Snetterton 300

## DART MRO 600 inc Clubman 600 & GP2/EVO

### RACE 15 - GRID (5 Laps)

ROW 13		38	910	Harry GOWER	37	80	Morgan CREASEY					
ROW 12	36	41	Tony PEACE	35	6	Gareth FAITH	34	124	Mark STRUTT			
ROW 11				33	65	Ian SOILLEUX	32	84	George HIGGINS	31	70	Kallam SWYER
ROW 10	30	131	Blake DIDWELL	29	825	Cody OWENS	28	111	Mark JACKSON			
ROW 9				27	67	Edward ANSELL	26	89	David MUNRO	25	64	Jack ALLAN
ROW 8	24	115	Brian MAHER	23	54	Jake ANDERTON	22	28	Tom WALKER			
ROW 7				21	444	Vincent BUTLER	20	74	Tom VAUGHAN	19	71	Oliver MACRAE
ROW 6	18	181	Mike GOODFELLOW	17	440	Elijah EVERTON	16	992	Eddy WORMALD			
ROW 5				15	17	Philip BAKER	14	35	Kai DICKINSON	13	40	Henry ROSS
ROW 4	12	5	Luke MACRAE	11	39	Aaron MONK	10	48	Rhys FORREST			
ROW 3				9	169	Gareth CUNNINGHAM	8	91	Sam HIRST	7	531	Jake KOURTI
ROW 2	6	56	Michael MILLS	5	144	Jorge HALLIDAY	4	3	Joey LAMBDEN			
ROW 1				3	212	Matt PALLETT	2	1	Harry FOWLE	1	76	Anthony JOHNSON

Pole



These results are provisional until the conclusion of any judicial and technical matters.

Snetterton 300: 2.9689 miles

Clerk Of Course:	Stewards:	Timekeeper:	<i>Craig Smith</i>	
------------------	-----------	-------------	--------------------	--

Results can be found at [www.tsl-timing.com](http://www.tsl-timing.com)

Printed - 11:34 Sunday, 05 May 2024







# BMCRC - MRO Championships 2024 - Rnd 3 @ Snetterton 300

## DART MRO 600 inc Clubman 600 & GP2/EVO

### RACE 15 - CLASSIFICATION

Race Distance: 5 Laps / 14.84 miles

POS	NO	CL	PIC	NAME	ENTRY	LAPS	TIME	GAP	DIFF	MPH	BEST	ON	GRD	↑↓
1	76		1	Anthony JOHNSON	Yamaha R6 - INTA MOTORCYCLE SERVICES LTD	5	9:51.788			90.30	1:56.901	5	1	0
2	1		2	Harry FOWLE	Yamaha R6 - HF Refinishing Racing	5	9:52.665	0.877	0.877	90.16	1:57.246	4	2	0
3	212		3	Matt PALLETT	Kawasaki ZX636 - BDA Chartered Architects	5	9:55.689	3.901	3.024	89.71	1:57.433	5	3	0
4	3		4	Joey LAMBDEN	Kawasaki 636 -	5	9:58.251	6.463	2.562	89.32	1:57.953	4	4	0
5	91		5	Sam HIRST	Kawasaki ZX-636 - Team Valley Racing	5	10:00.648	8.860	2.397	88.97	1:58.616	5	8	3
6	144		6	Jorge HALLIDAY	Yamaha R6 - Stanford Halliday Racing	5	10:02.194	10.406	1.546	88.74	1:58.192	4	5	-1
7	40		7	Henry ROSS	-	5	10:06.990	15.202	4.796	88.04	1:58.492	5	13	6
8	48	C	1	Rhys FORREST	Kawasaki ZX636 -	5	10:08.706	16.918	1.716	87.79	2:00.214	2	10	2
9	531	C	2	Jake KOURTI	Yamaha R6 - Red Mist Ltd/ GK Tree Surgeons Ltd/JWG Mot	5	10:08.806	17.018	0.100	87.77	2:00.022	2	7	-2
10	5		8	Luke MACRAE	Triumph 765 - Bournephoto.co.uk	5	10:13.979	22.191	5.173	87.03	2:00.565	5	12	2
11	169		9	Gareth CUNNINGHAM	Yamaha R6 - Burnham cars ltd	5	10:14.413	22.625	0.434	86.97	2:00.792	2	9	-2
12	35		10	Kai DICKINSON	Kawasaki ZX636 -	5	10:14.964	23.176	0.551	86.90	2:00.383	5	14	2
13	17		11	Philip BAKER	Yamaha R6 - Ashford Accident Repair Centre Ltd	5	10:15.118	23.330	0.154	86.87	2:01.390	3	15	2
14	992		12	Eddy WORMALD	Yamaha R6 -	5	10:25.362	33.574	10.244	85.45	2:02.413	5	16	2
15	440	C	3	Elijah EVERTON	KAWASAKI NINJA 600 -	5	10:25.905	34.117	0.543	85.38	2:02.934	5	17	2
16	28	C	4	Tom WALKER	Yamaha R6 - TRW Racing	5	10:28.873	37.085	2.968	84.97	2:03.223	5	22	6
17	74	C	5	Tom VAUGHAN	Yamaha R6 - Lamonde Automation Ltd, Smiths Mechanical E	5	10:29.559	37.771	0.686	84.88	2:03.619	5	20	3
18	89		13	David MUNRO	Yamaha R6 -	5	10:30.009	38.221	0.450	84.82	2:03.403	4	26	8
19	181		14	Mike GOODFELLOW	Kawasaki ZX6R -	5	10:30.601	38.813	0.592	84.74	2:02.316	5	18	-1
20	71		15	Oliver MACRAE	- Gorilla Racing	5	10:33.277	41.489	2.676	84.38	2:04.579	5	19	-1
21	910	C	6	Harry GOWER	Triumph DAYTONA 675 - RG Racing	5	10:42.884	51.096	9.607	83.12	2:06.257	3	38	17
22	54	C	7	Jake ANDERTON	Yamaha R6 - Hunter Racing	5	10:47.390	55.602	4.506	82.54	2:06.617	5	23	1
23	67	C	8	Edward ANSELL	Triumph 675 - E a Ansell contractors	5	10:50.533	58.745	3.143	82.14	2:07.123	3	27	4
24	64	C	9	Jack ALLAN	Yamaha R6 -	5	10:51.083	59.295	0.550	82.07	2:06.190	5	25	1
25	111		16	Mark JACKSON	Yamaha R6 - Mick's Tyres Darton	5	10:52.762	1:00.974	1.679	81.86	2:07.838	4	28	3
26	70	C	10	Kallam SWYER	Kawasaki ZX6R - Road and racing performance	5	10:55.571	1:03.783	2.809	81.51	2:07.793	4	31	5
27	131	C	11	Blake DIDWELL	Kawasaki ZX6R - Black Widow Exhausts   Double Blitz	5	10:56.915	1:05.127	1.344	81.35	2:08.430	3	30	3
28	84	C	12	George HIGGINS	Yamaha R6 - Aztec Racing	5	11:00.322	1:08.534	3.407	80.93	2:09.172	3	32	4
29	825	C	13	Cody OWENS	Suzuki GSXR 600 - Crippling debt	5	11:00.475	1:08.687	0.153	80.91	2:09.359	3	29	0
30	115*	C	14	Brian MAHER	Yamaha R6 - Spraytech /Espresso Solutions	5	11:00.587	1:08.799	0.112	80.89	2:06.802	5	24	-6
31	124	C	15	Mark STRUTT	Yamaha R6 - MPS Developments LTD	5	11:10.716	1:18.928	10.129	79.67	2:11.734	4	34	3
32	65		17	Ian SOILLEUX	Kawasaki ZX6 - BDRacing	5	11:10.902	1:19.114	0.186	79.65	2:10.928	5	33	1
33	6	C	16	Gareth FAITH	Kawasaki ZX6R - Sitramoto	5	11:41.337	1:49.549	30.435	76.19	2:16.927	2	35	2

#### NOT CLASSIFIED

DNF	56			Michael MILLS	Yamaha R6 - A51 Racing, The Wokingham Bar Company	3	6:05.845	2 Laps	2 Laps	87.64	2:00.024	3	6	
DNF	39	C		Aaron MONK	Kawasaki NINJA 636 - flyaspitfire.co.uk	1	2:07.753	4 Laps	2 Laps	83.66				11

#### FASTEST LAP

	76			Anthony JOHNSON	Yamaha R6 - INTA MOTORCYCLE SERVICES LTD	5	1:56.901			91.42 mph				147.13 kph
	531	C		Jake KOURTI	Yamaha R6 - Red Mist Ltd/ GK Tree Surgeons Ltd/JWG Mot	2	2:00.022			89.05 mph				143.31 kph

#### Comments:

\* No. 115 - 10 second penalty - jump start

Class - 92.5% of Race Speed = 83.52 mph  
Class C - 92.5% of Race Speed = 81.20 mph

Weather / Track : Cloudy / Dry

Date: 05/05/2024 Start: 15:07 Finish: 15:17  
Snetterton 300: 2.9689 miles

These results are provisional until the conclusion of any judicial and technical matters.

Clerk Of Course:	Stewards:	Timekeeper:	<i>Craig Smith</i>	
------------------	-----------	-------------	--------------------	--

Results can be found at [www.tsl-timing.com](http://www.tsl-timing.com)

Printed - 15:20 Sunday, 05 May 2024



# BMCRC - MRO Championships 2024 - Rnd 3 @ Snetterton 300

## DART MRO 600 inc Clubman 600 & GP2/EVO

### RACE 15 - LAP CHART

LAP 1 @ 15:09:26.637			LAP 2 @ 15:11:23.957			LAP 3 @ 15:13:21.867			LAP 4 @ 15:15:19.172			LAP 5 @ 15:17:16.073		
NO	BEHIND	LAP TIME	NO	BEHIND	LAP TIME	NO	BEHIND	LAP TIME	NO	BEHIND	LAP TIME	NO	BEHIND	LAP TIME
76		2:02.352	76		1:57.320	76		1:57.910	76		1:57.305	76		1:56.901
1	0.066	2:02.418	1	0.399	1:57.653	1	0.166	1:57.677	1	0.107	1:57.246	1	0.877	1:57.671
91	1.202	2:03.554	212	2.455	1:58.178	212	2.913	1:58.368	212	3.369	1:57.761	212	3.901	1:57.433
212	1.597	2:03.949	91	3.447	1:59.565	3	4.324	1:58.496	3	4.972	1:57.953	3	6.463	1:58.392
3	2.122	2:04.474	3	3.738	1:58.936	91	5.299	1:59.762	91	7.145	1:59.151	91	8.860	1:58.616
56	3.304	2:05.656	144	5.571	1:58.930	144	6.573	1:58.912	144	7.460	1:58.192	144	10.406	1:59.847
169	3.908	2:06.260	56	6.149	2:00.165	56	8.263	2:00.024	48	13.500	2:00.778	40	15.202	1:58.492
144	3.961	2:06.313	169	7.380	2:00.792	48	10.027	2:00.511	40	13.611	2:00.001	48	16.918	2:00.319
48	4.532	2:06.884	48	7.426	2:00.214	531	10.601	2:00.712	531	13.701	2:00.405	531	17.018	2:00.218
531	5.097	2:07.449	531	7.799	2:00.022	40	10.915	1:59.949	169	16.228	2:01.730	5	22.191	2:00.565
39	5.401	2:07.753	40	8.876	2:00.438	169	11.803	2:02.333	5	18.527	2:01.813	169	22.625	2:03.298
5	5.495	2:07.847	5	9.452	2:01.277	5	14.019	2:02.477	17	18.804	2:01.625	35	23.176	2:00.383
40	5.758	2:08.110	17	11.004	2:01.466	17	14.484	2:01.390	35	19.694	2:01.896	17	23.330	2:01.427
17	6.858	2:09.210	35	11.799	2:01.996	35	15.103	2:01.214	992	28.062	2:04.163	992	33.574	2:02.413
35	7.123	2:09.475	992	14.607	2:03.526	440	21.139	2:04.124	440	28.084	2:04.250	440	34.117	2:02.934
440	8.019	2:10.371	440	14.925	2:04.226	992	21.204	2:04.507	28	30.763	2:03.309	28	37.085	2:03.223
992	8.401	2:10.753	74	17.667	2:04.938	74	24.694	2:04.937	74	31.053	2:03.664	74	37.771	2:03.619
71	9.906	2:12.258	71	18.486	2:05.900	28	24.759	2:04.166	89	31.554	2:03.403	89	38.221	2:03.568
74	10.049	2:12.401	28	18.503	2:05.408	89	25.456	2:04.445	181	33.398	2:04.247	181	38.813	2:02.316
28	10.415	2:12.767	89	18.921	2:05.184	181	26.456	2:04.986	71	33.811	2:04.627	71	41.489	2:04.579
181	10.802	2:13.154	181	19.380	2:05.898	71	26.489	2:05.913	910	40.866	2:06.399	910	51.096	2:07.131
89	11.057	2:13.409	910	23.425	2:06.725	910	31.772	2:06.257	67	45.777	2:09.163	54	55.602	2:06.617
910	14.020	2:16.372	67	24.706	2:07.956	67	33.919	2:07.123	54	45.886	2:07.698	67	58.745	2:09.869
67	14.070	2:16.422	54	24.951	2:07.435	54	35.493	2:08.452	115	48.898	2:08.532	115	58.799	2:06.802
115	14.655	2:17.007	115	26.603	2:09.268	115	37.671	2:08.978	111	49.667	2:07.838	64	59.295	2:06.190
54	14.836	2:17.188	64	28.422	2:09.006	64	39.067	2:08.555	64	50.006	2:08.244	111	1:00.974	2:08.208
64	16.736	2:19.088	111	28.907	2:09.250	111	39.134	2:08.137	70	52.123	2:07.793	70	1:03.783	2:08.561
111	16.977	2:19.329	131	30.934	2:10.662	131	41.454	2:08.430	131	52.901	2:08.752	131	1:05.127	2:09.127
131	17.592	2:19.944	70	31.310	2:10.240	70	41.635	2:08.235	825	55.370	2:09.896	84	1:08.534	2:09.953
825	18.108	2:20.460	825	31.330	2:10.542	825	42.779	2:09.359	84	55.482	2:09.594	825	1:08.687	2:10.218
70	18.390	2:20.742	84	31.931	2:10.305	84	43.193	2:09.172	124	1:03.725	2:11.734	124	1:18.928	2:12.104
84	18.946	2:21.298	124	34.512	2:12.082	124	49.296	2:12.694	65	1:05.087	2:11.859	65	1:19.114	2:10.928
124	19.750	2:22.102	65	37.254	2:12.579	65	50.533	2:11.189	6	1:25.400	2:19.711	6	1:49.549	2:21.050
65	21.995	2:24.347	6	42.787	2:16.927	6	1:02.994	2:18.117						
6	23.180	2:25.532												

# BMCRC - MRO Championships 2024 - Rnd 3 @ Snetterton 300

## DART MRO 600 inc Clubman 600 & GP2/EVO

### RACE 15 - POSITION CHART

No	Name	Lap Pos	Lap				
			1	2	3	4	5
76	JOHNSON	1	76	76	76	76	76
1	FOWLE	2	1	1	1	1	1
212	PALLETT	3	91	212	212	212	212
3	LAMB DEN	4	212	91	3	3	3
144	HALLIDAY	5	3	3	91	91	91
56	MILLS	6	56	144	144	144	144
531	KOURTI	7	169	56	56	48	40
91	HIRST	8	144	169	48	40	48
169	CUNNINGHAM	9	48	48	531	531	531
48	FORREST	10	531	531	40	169	5
39	MONK	11	39	40	169	5	169
5	MACRAE	12	5	5	5	17	35
40	ROSS	13	40	17	17	35	17
35	DICKINSON	14	17	35	35	992	992
17	BAKER	15	35	992	440	440	440
992	WORMALD	16	440	440	992	28	28
440	EVERTON	17	992	74	74	74	74
181	GOODFELLOW	18	71	71	28	89	89
71	MACRAE	19	74	28	89	181	181
74	VAUGHAN	20	28	89	181	71	71
28	WALKER	21	181	181	71	910	910
54	ANDERTON	22	89	910	910	67	54
115	MAHER	23	910	67	67	54	67
64	ALLAN	24	67	54	54	115	115
89	MUNRO	25	115	115	115	111	64
67	ANSELL	26	54	64	64	64	111
111	JACKSON	27	64	111	111	70	70
825	OWENS	28	111	131	131	131	131
131	DIDWELL	29	131	70	70	825	84
70	SWYER	30	825	825	825	84	825
84	HIGGINS	31	70	84	84	124	124
65	SOILLEUX	32	84	124	124	65	65
124	STRUTT	33	124	65	65	6	6
6	FAITH	34	65	6	6		
910	GOWER	35	6				

Weather / Track : Cloudy / Dry

Results can be found at [www.tsl-timing.com](http://www.tsl-timing.com)

Snetterton 300: 2.9689 miles  
Date: 05/05/2024 Start: 15:07 Finish: 15:17

Printed - 15:20 Sunday, 05 May 2024

# BMCRC - MRO Championships 2024 - Rnd 3 @ Snetterton 300

## DART MRO 600 inc Clubman 600 & GP2/EVO

### RACE 15 - SECTOR ANALYSIS



SECTOR 1 = FL to I1, SECTOR 2 = I1 to FL, DIFF = Difference To Personal Best Lap, P = Crossed Finish Line in Pit Lane, D = Time Disallowed

P1 76		Anthony JOHNSON		Yamaha R6 - INTA MOTORCYCLE SERVICES LTD			
IDEAL LAP TIME : 1:56.901		BEST LAP TIME : 1:56.901		DIFFERENCE : 0.000			
LAP	SECTOR 1	SECTOR 2	LAP TIME	MPH	DIFF	TIME OF DAY	
1 -		39.202	2:02.352	87.35	5.451	15:09:26.637	
2 -	1:18.290	39.030	1:57.320 (3)	91.10	0.419	15:11:23.957	
3 -	1:18.674	39.236	1:57.910	90.64	1.009	15:13:21.867	
4 -	1:18.190	39.115	1:57.305 (2)	91.11	0.404	15:15:19.172	
5 -	<b>1:18.022</b>	<b>38.879</b>	<b>1:56.901 (1)</b>	<b>91.42</b>		<b>15:17:16.073</b>	

P2 1		Harry FOWLE		Yamaha R6 - HF Refinishing Racing			
IDEAL LAP TIME : 1:57.143		BEST LAP TIME : 1:57.246		DIFFERENCE : 0.103			
LAP	SECTOR 1	SECTOR 2	LAP TIME	MPH	DIFF	TIME OF DAY	
1 -		38.867	2:02.418	87.30	5.172	15:09:26.703	
2 -	1:18.792	<b>38.861</b>	1:57.653 (2)	90.84	0.407	15:11:24.356	
3 -	1:18.484	39.193	1:57.677	90.82	0.431	15:13:22.033	
4 -	<b>1:18.282</b>	38.964	<b>1:57.246 (1)</b>	<b>91.15</b>		<b>15:15:19.279</b>	
5 -	1:18.552	39.119	1:57.671 (3)	90.83	0.425	15:17:16.950	

P3 212		Matt PALLETT		Kawasaki ZX636 - BDA Chartered Architects			
IDEAL LAP TIME : 1:57.183		BEST LAP TIME : 1:57.433		DIFFERENCE : 0.250			
LAP	SECTOR 1	SECTOR 2	LAP TIME	MPH	DIFF	TIME OF DAY	
1 -		39.561	2:03.949	86.22	6.516	15:09:28.234	
2 -	1:18.679	39.499	1:58.178 (3)	90.44	0.745	15:11:26.412	
3 -	1:18.684	39.684	1:58.368	90.29	0.935	15:13:24.780	
4 -	<b>1:18.092</b>	39.669	1:57.761 (2)	90.76	0.328	15:15:22.541	
5 -	1:18.342	<b>39.091</b>	<b>1:57.433 (1)</b>	<b>91.01</b>		<b>15:17:19.974</b>	

P4 3		Joey LAMB DEN		Kawasaki 636 -			
IDEAL LAP TIME : 1:57.953		BEST LAP TIME : 1:57.953		DIFFERENCE : 0.000			
LAP	SECTOR 1	SECTOR 2	LAP TIME	MPH	DIFF	TIME OF DAY	
1 -		39.666	2:04.474	85.86	6.521	15:09:28.759	
2 -	1:18.996	39.940	1:58.936	89.86	0.983	15:11:27.695	
3 -	1:19.101	39.395	1:58.496 (3)	90.19	0.543	15:13:26.191	
4 -	<b>1:18.687</b>	<b>39.266</b>	<b>1:57.953 (1)</b>	<b>90.61</b>		<b>15:15:24.144</b>	
5 -	1:18.786	39.606	1:58.392 (2)	90.27	0.439	15:17:22.536	

P5 91		Sam HIRST		Kawasaki ZX-636 - Team Valley Racing			
IDEAL LAP TIME : 1:58.521		BEST LAP TIME : 1:58.616		DIFFERENCE : 0.095			
LAP	SECTOR 1	SECTOR 2	LAP TIME	MPH	DIFF	TIME OF DAY	
1 -		<b>39.453</b>	2:03.554	86.50	4.938	15:09:27.839	
2 -	1:19.662	39.903	1:59.565 (3)	89.39	0.949	15:11:27.404	
3 -	1:19.782	39.980	1:59.762	89.24	1.146	15:13:27.166	
4 -	1:19.319	39.832	1:59.151 (2)	89.70	0.535	15:15:26.317	
5 -	<b>1:19.068</b>	39.548	<b>1:58.616 (1)</b>	<b>90.10</b>		<b>15:17:24.933</b>	

P6 144		Jorge HALLIDAY		Yamaha R6 - Stanford Halliday Racing			
IDEAL LAP TIME : 1:58.062		BEST LAP TIME : 1:58.192		DIFFERENCE : 0.130			
LAP	SECTOR 1	SECTOR 2	LAP TIME	MPH	DIFF	TIME OF DAY	
1 -		40.054	2:06.313	84.61	8.121	15:09:30.598	
2 -	1:18.803	40.127	1:58.930 (3)	89.86	0.738	15:11:29.528	
3 -	1:19.219	<b>39.693</b>	1:58.912 (2)	89.88	0.720	15:13:28.440	
4 -	<b>1:18.369</b>	39.823	<b>1:58.192 (1)</b>	<b>90.42</b>		<b>15:15:26.632</b>	
5 -	1:19.680	40.167	1:59.847	89.18	1.655	15:17:26.479	

# BMCRC - MRO Championships 2024 - Rnd 3 @ Snetterton 300

## DART MRO 600 inc Clubman 600 & GP2/EVO

### RACE 15 - SECTOR ANALYSIS



SECTOR 1 = FL to I1, SECTOR 2 = I1 to FL, DIFF = Difference To Personal Best Lap, P = Crossed Finish Line in Pit Lane, D = Time Disallowed

P7 40		Henry ROSS		-		
IDEAL LAP TIME : 1:58.492		BEST LAP TIME : 1:58.492		DIFFERENCE : 0.000		
LAP	SECTOR 1	SECTOR 2	LAP TIME	MPH	DIFF	TIME OF DAY
1 -		40.177	2:08.110	83.42	9.618	15:09:32.395
2 -	1:20.519	39.919	2:00.438	88.74	1.946	15:11:32.833
3 -	1:19.586	40.363	1:59.949 (2)	89.10	1.457	15:13:32.782
4 -	1:19.558	40.443	2:00.001 (3)	89.06	1.509	15:15:32.783
5 -	<b>1:19.020</b>	<b>39.472</b>	<b>1:58.492 (1)</b>	<b>90.20</b>		<b>15:17:31.275</b>

P8 48 C		Rhys FORREST		Kawasaki ZX636 -		
IDEAL LAP TIME : 1:59.758		BEST LAP TIME : 2:00.214		DIFFERENCE : 0.456		
LAP	SECTOR 1	SECTOR 2	LAP TIME	MPH	DIFF	TIME OF DAY
1 -		40.066	2:06.884	84.23	6.670	15:09:31.169
2 -	<b>1:19.750</b>	40.464	<b>2:00.214 (1)</b>	<b>88.90</b>		<b>15:11:31.383</b>
3 -	1:20.198	40.313	2:00.511 (3)	88.68	0.297	15:13:31.894
4 -	1:20.274	40.504	2:00.778	88.49	0.564	15:15:32.672
5 -	1:20.311	<b>40.008</b>	2:00.319 (2)	88.83	0.105	15:17:32.991

P9 531 C		Jake KOURTI		Yamaha R6 - Red Mist Ltd/ GK Tree Surgeons Ltd/JWG Motorc		
IDEAL LAP TIME : 2:00.022		BEST LAP TIME : 2:00.022		DIFFERENCE : 0.000		
LAP	SECTOR 1	SECTOR 2	LAP TIME	MPH	DIFF	TIME OF DAY
1 -		40.249	2:07.449	83.86	7.427	15:09:31.734
2 -	<b>1:19.918</b>	<b>40.104</b>	<b>2:00.022 (1)</b>	<b>89.05</b>		<b>15:11:31.756</b>
3 -	1:20.478	40.234	2:00.712	88.54	0.690	15:13:32.468
4 -	1:20.071	40.334	2:00.405 (3)	88.76	0.383	15:15:32.873
5 -	1:20.034	40.184	2:00.218 (2)	88.90	0.196	15:17:33.091

P10 5		Luke MACRAE		Triumph 765 - Bournephoto.co.uk		
IDEAL LAP TIME : 2:00.484		BEST LAP TIME : 2:00.565		DIFFERENCE : 0.081		
LAP	SECTOR 1	SECTOR 2	LAP TIME	MPH	DIFF	TIME OF DAY
1 -		<b>40.429</b>	2:07.847	83.60	7.282	15:09:32.132
2 -	1:20.642	40.635	2:01.277 (2)	88.12	0.712	15:11:33.409
3 -	1:21.622	40.855	2:02.477	87.26	1.912	15:13:35.886
4 -	1:21.201	40.612	2:01.813 (3)	87.74	1.248	15:15:37.699
5 -	<b>1:20.055</b>	40.510	<b>2:00.565 (1)</b>	<b>88.64</b>		<b>15:17:38.264</b>

P11 169		Gareth CUNNINGHAM		Yamaha R6 - Burnham cars ltd		
IDEAL LAP TIME : 2:00.369		BEST LAP TIME : 2:00.792		DIFFERENCE : 0.423		
LAP	SECTOR 1	SECTOR 2	LAP TIME	MPH	DIFF	TIME OF DAY
1 -		<b>40.165</b>	2:06.260	84.65	5.468	15:09:30.545
2 -	<b>1:20.204</b>	40.588	<b>2:00.792 (1)</b>	<b>88.48</b>		<b>15:11:31.337</b>
3 -	1:21.032	41.301	2:02.333 (3)	87.36	1.541	15:13:33.670
4 -	1:20.451	41.279	2:01.730 (2)	87.80	0.938	15:15:35.400
5 -	1:21.531	41.767	2:03.298	86.68	2.506	15:17:38.698

P12 35		Kai DICKINSON		Kawasaki ZX636 -		
IDEAL LAP TIME : 2:00.383		BEST LAP TIME : 2:00.383		DIFFERENCE : 0.000		
LAP	SECTOR 1	SECTOR 2	LAP TIME	MPH	DIFF	TIME OF DAY
1 -		40.678	2:09.475	82.54	9.092	15:09:33.760
2 -	1:21.203	40.793	2:01.996	87.61	1.613	15:11:35.756
3 -	1:20.678	40.536	2:01.214 (2)	88.17	0.831	15:13:36.970
4 -	1:21.615	40.281	2:01.896 (3)	87.68	1.513	15:15:38.866
5 -	<b>1:20.220</b>	<b>40.163</b>	<b>2:00.383 (1)</b>	<b>88.78</b>		<b>15:17:39.249</b>

# BMCRC - MRO Championships 2024 - Rnd 3 @ Snetterton 300

## DART MRO 600 inc Clubman 600 & GP2/EVO

### RACE 15 - SECTOR ANALYSIS



SECTOR 1 = FL to I1, SECTOR 2 = I1 to FL, DIFF = Difference To Personal Best Lap, P = Crossed Finish Line in Pit Lane, D = Time Disallowed

P13 17		Philip BAKER		Yamaha R6 - Ashford Accident Repair Centre Ltd		
IDEAL LAP TIME : 2:01.382		BEST LAP TIME : 2:01.390		DIFFERENCE : 0.008		
LAP	SECTOR 1	SECTOR 2	LAP TIME	MPH	DIFF	TIME OF DAY
1 -		40.735	2:09.210	82.71	7.820	15:09:33.495
2 -	1:21.225	<b>40.241</b>	2:01.466 (3)	87.99	0.076	15:11:34.961
3 -	1:21.145	40.245	<b>2:01.390 (1)</b>	<b>88.04</b>		<b>15:13:36.351</b>
4 -	1:21.184	40.441	2:01.625	87.87	0.235	15:15:37.976
5 -	<b>1:21.141</b>	40.286	2:01.427 (2)	88.02	0.037	15:17:39.403

P14 992		Eddy WORMALD		Yamaha R6 -		
IDEAL LAP TIME : 2:02.413		BEST LAP TIME : 2:02.413		DIFFERENCE : 0.000		
LAP	SECTOR 1	SECTOR 2	LAP TIME	MPH	DIFF	TIME OF DAY
1 -		41.409	2:10.753	81.74	8.340	15:09:35.038
2 -	1:22.093	41.433	2:03.526 (2)	86.52	1.113	15:11:38.564
3 -	1:22.325	42.182	2:04.507	85.84	2.094	15:13:43.071
4 -	1:22.223	41.940	2:04.163 (3)	86.08	1.750	15:15:47.234
5 -	<b>1:21.445</b>	<b>40.968</b>	<b>2:02.413 (1)</b>	<b>87.31</b>		<b>15:17:49.647</b>

P15 440 C		Elijah EVERTON		KAWASAKI NINJA 600 -		
IDEAL LAP TIME : 2:02.844		BEST LAP TIME : 2:02.934		DIFFERENCE : 0.090		
LAP	SECTOR 1	SECTOR 2	LAP TIME	MPH	DIFF	TIME OF DAY
1 -		<b>41.010</b>	2:10.371	81.98	7.437	15:09:34.656
2 -	1:22.005	42.221	2:04.226 (3)	86.03	1.292	15:11:38.882
3 -	1:21.909	42.215	2:04.124 (2)	86.10	1.190	15:13:43.006
4 -	1:22.069	42.181	2:04.250	86.02	1.316	15:15:47.256
5 -	<b>1:21.834</b>	41.100	<b>2:02.934 (1)</b>	<b>86.94</b>		<b>15:17:50.190</b>

P16 28 C		Tom WALKER		Yamaha R6 - TRW Racing		
IDEAL LAP TIME : 2:02.726		BEST LAP TIME : 2:03.223		DIFFERENCE : 0.497		
LAP	SECTOR 1	SECTOR 2	LAP TIME	MPH	DIFF	TIME OF DAY
1 -		41.939	2:12.767	80.50	9.544	15:09:37.052
2 -	1:23.490	41.918	2:05.408	85.22	2.185	15:11:42.460
3 -	1:22.484	41.682	2:04.166 (3)	86.07	0.943	15:13:46.626
4 -	1:22.075	<b>41.234</b>	2:03.309 (2)	86.67	0.086	15:15:49.935
5 -	<b>1:21.492</b>	41.731	<b>2:03.223 (1)</b>	<b>86.73</b>		<b>15:17:53.158</b>

P17 74 C		Tom VAUGHAN		Yamaha R6 - Lamonde Automation Ltd, Smiths Mechanical Supl		
IDEAL LAP TIME : 2:03.266		BEST LAP TIME : 2:03.619		DIFFERENCE : 0.353		
LAP	SECTOR 1	SECTOR 2	LAP TIME	MPH	DIFF	TIME OF DAY
1 -		41.685	2:12.401	80.72	8.782	15:09:36.686
2 -	1:23.075	41.863	2:04.938	85.54	1.319	15:11:41.624
3 -	1:23.257	41.680	2:04.937 (3)	85.54	1.318	15:13:46.561
4 -	1:22.396	<b>41.268</b>	2:03.664 (2)	86.42	0.045	15:15:50.225
5 -	<b>1:21.998</b>	41.621	<b>2:03.619 (1)</b>	<b>86.45</b>		<b>15:17:53.844</b>

P18 89		David MUNRO		Yamaha R6 -		
IDEAL LAP TIME : 2:03.403		BEST LAP TIME : 2:03.403		DIFFERENCE : 0.000		
LAP	SECTOR 1	SECTOR 2	LAP TIME	MPH	DIFF	TIME OF DAY
1 -		41.664	2:13.409	80.11	10.006	15:09:37.694
2 -	1:23.381	41.803	2:05.184	85.37	1.781	15:11:42.878
3 -	1:23.196	41.249	2:04.445 (3)	85.88	1.042	15:13:47.323
4 -	<b>1:22.234</b>	<b>41.169</b>	<b>2:03.403 (1)</b>	<b>86.61</b>		<b>15:15:50.726</b>
5 -	1:22.383	41.185	2:03.568 (2)	86.49	0.165	15:17:54.294

# BMCRC - MRO Championships 2024 - Rnd 3 @ Snetterton 300

## DART MRO 600 inc Clubman 600 & GP2/EVO

### RACE 15 - SECTOR ANALYSIS



SECTOR 1 = FL to I1, SECTOR 2 = I1 to FL, DIFF = Difference To Personal Best Lap, P = Crossed Finish Line in Pit Lane, D = Time Disallowed

P19 181		Mike GOODFELLOW		Kawasaki ZX6R -		
IDEAL LAP TIME : 2:02.316		BEST LAP TIME : 2:02.316		DIFFERENCE : 0.000		
LAP	SECTOR 1	SECTOR 2	LAP TIME	MPH	DIFF	TIME OF DAY
1 -		41.658	2:13.154	80.26	10.838	15:09:37.439
2 -	1:24.956	40.942	2:05.898	84.89	3.582	15:11:43.337
3 -	1:23.603	41.383	2:04.986 (3)	85.51	2.670	15:13:48.323
4 -	1:23.114	41.133	2:04.247 (2)	86.02	1.931	15:15:52.570
5 -	<b>1:21.518</b>	<b>40.798</b>	<b>2:02.316 (1)</b>	<b>87.38</b>		<b>15:17:54.886</b>

P20 71		Oliver MACRAE		- Gorilla Racing		
IDEAL LAP TIME : 2:04.488		BEST LAP TIME : 2:04.579		DIFFERENCE : 0.091		
LAP	SECTOR 1	SECTOR 2	LAP TIME	MPH	DIFF	TIME OF DAY
1 -		41.631	2:12.258	80.81	7.679	15:09:36.543
2 -	1:23.918	41.982	2:05.900 (3)	84.89	1.321	15:11:42.443
3 -	1:23.673	42.240	2:05.913	84.88	1.334	15:13:48.356
4 -	1:23.027	<b>41.600</b>	2:04.627 (2)	85.76	0.048	15:15:52.983
5 -	<b>1:22.888</b>	41.691	<b>2:04.579 (1)</b>	<b>85.79</b>		<b>15:17:57.562</b>

P21 910 C		Harry GOWER		Triumph DAYTONA 675 - RG Racing		
IDEAL LAP TIME : 2:05.972		BEST LAP TIME : 2:06.257		DIFFERENCE : 0.285		
LAP	SECTOR 1	SECTOR 2	LAP TIME	MPH	DIFF	TIME OF DAY
1 -		42.759	2:16.372	78.37	10.115	15:09:40.657
2 -	<b>1:23.980</b>	42.745	2:06.725 (3)	84.34	0.468	15:11:47.382
3 -	1:24.129	42.128	<b>2:06.257 (1)</b>	<b>84.65</b>		<b>15:13:53.639</b>
4 -	1:24.407	<b>41.992</b>	2:06.399 (2)	84.55	0.142	15:16:00.038
5 -	1:24.371	42.760	2:07.131	84.07	0.874	15:18:07.169

P22 54 C		Jake ANDERTON		Yamaha R6 - Hunter Racing		
IDEAL LAP TIME : 2:06.617		BEST LAP TIME : 2:06.617		DIFFERENCE : 0.000		
LAP	SECTOR 1	SECTOR 2	LAP TIME	MPH	DIFF	TIME OF DAY
1 -		43.533	2:17.188	77.90	10.571	15:09:41.473
2 -	1:24.749	42.686	2:07.435 (2)	83.87	0.818	15:11:48.908
3 -	1:24.766	43.686	2:08.452	83.20	1.835	15:13:57.360
4 -	1:24.478	43.220	2:07.698 (3)	83.69	1.081	15:16:05.058
5 -	<b>1:24.017</b>	<b>42.600</b>	<b>2:06.617 (1)</b>	<b>84.41</b>		<b>15:18:11.675</b>

P23 67 C		Edward ANSELL		Triumph 675 - E a Ansell contractors		
IDEAL LAP TIME : 2:06.899		BEST LAP TIME : 2:07.123		DIFFERENCE : 0.224		
LAP	SECTOR 1	SECTOR 2	LAP TIME	MPH	DIFF	TIME OF DAY
1 -		43.248	2:16.422	78.34	9.299	15:09:40.707
2 -	1:25.297	<b>42.659</b>	2:07.956 (2)	83.52	0.833	15:11:48.663
3 -	<b>1:24.240</b>	42.883	<b>2:07.123 (1)</b>	<b>84.07</b>		<b>15:13:55.786</b>
4 -	1:25.354	43.809	2:09.163 (3)	82.74	2.040	15:16:04.949
5 -	1:26.158	43.711	2:09.869	82.29	2.746	15:18:14.818

P24 64 C		Jack ALLAN		Yamaha R6 -		
IDEAL LAP TIME : 2:06.190		BEST LAP TIME : 2:06.190		DIFFERENCE : 0.000		
LAP	SECTOR 1	SECTOR 2	LAP TIME	MPH	DIFF	TIME OF DAY
1 -		43.703	2:19.088	76.84	12.898	15:09:43.373
2 -	1:25.763	43.243	2:09.006	82.84	2.816	15:11:52.379
3 -	1:25.336	43.219	2:08.555 (3)	83.14	2.365	15:14:00.934
4 -	1:25.315	42.929	2:08.244 (2)	83.34	2.054	15:16:09.178
5 -	<b>1:23.716</b>	<b>42.474</b>	<b>2:06.190 (1)</b>	<b>84.69</b>		<b>15:18:15.368</b>

# BMCRC - MRO Championships 2024 - Rnd 3 @ Snetterton 300

## DART MRO 600 inc Clubman 600 & GP2/EVO

### RACE 15 - SECTOR ANALYSIS



SECTOR 1 = FL to I1, SECTOR 2 = I1 to FL, DIFF = Difference To Personal Best Lap, P = Crossed Finish Line in Pit Lane, D = Time Disallowed

P25 111		Mark JACKSON		Yamaha R6 - Mick's Tyres Darton		
IDEAL LAP TIME : 2:07.838		BEST LAP TIME : 2:07.838		DIFFERENCE : 0.000		
LAP	SECTOR 1	SECTOR 2	LAP TIME	MPH	DIFF	TIME OF DAY
1 -		43.721	2:19.329	76.71	11.491	15:09:43.614
2 -	1:26.104	43.146	2:09.250	82.69	1.412	15:11:52.864
3 -	1:25.269	42.868	2:08.137 (2)	83.41	0.299	15:14:01.001
4 -	<b>1:25.170</b>	<b>42.668</b>	<b>2:07.838 (1)</b>	<b>83.60</b>		<b>15:16:08.839</b>
5 -	1:25.385	42.823	2:08.208 (3)	83.36	0.370	15:18:17.047

P26 70 C		Kallam SWYER		Kawasaki ZX6R - Road and racing performance		
IDEAL LAP TIME : 2:07.740		BEST LAP TIME : 2:07.793		DIFFERENCE : 0.053		
LAP	SECTOR 1	SECTOR 2	LAP TIME	MPH	DIFF	TIME OF DAY
1 -		43.827	2:20.742	75.94	12.949	15:09:45.027
2 -	1:26.725	43.515	2:10.240	82.06	2.447	15:11:55.267
3 -	1:25.275	42.960	2:08.235 (2)	83.34	0.442	15:14:03.502
4 -	<b>1:24.844</b>	42.949	<b>2:07.793 (1)</b>	<b>83.63</b>		<b>15:16:11.295</b>
5 -	1:25.665	<b>42.896</b>	2:08.561 (3)	83.13	0.768	15:18:19.856

P27 131 C		Blake DIDWELL		Kawasaki ZX6R - Black Widow Exhausts   Double Blitz		
IDEAL LAP TIME : 2:08.430		BEST LAP TIME : 2:08.430		DIFFERENCE : 0.000		
LAP	SECTOR 1	SECTOR 2	LAP TIME	MPH	DIFF	TIME OF DAY
1 -		44.248	2:19.944	76.37	11.514	15:09:44.229
2 -	1:27.330	43.332	2:10.662	81.79	2.232	15:11:54.891
3 -	<b>1:25.155</b>	<b>43.275</b>	<b>2:08.430 (1)</b>	<b>83.22</b>		<b>15:14:03.321</b>
4 -	1:25.245	43.507	2:08.752 (2)	83.01	0.322	15:16:12.073
5 -	1:25.553	43.574	2:09.127 (3)	82.77	0.697	15:18:21.200

P28 84 C		George HIGGINS		Yamaha R6 - Aztec Racing		
IDEAL LAP TIME : 2:09.033		BEST LAP TIME : 2:09.172		DIFFERENCE : 0.139		
LAP	SECTOR 1	SECTOR 2	LAP TIME	MPH	DIFF	TIME OF DAY
1 -		44.029	2:21.298	75.64	12.126	15:09:45.583
2 -	1:26.990	43.315	2:10.305	82.02	1.133	15:11:55.888
3 -	1:26.043	<b>43.129</b>	<b>2:09.172 (1)</b>	<b>82.74</b>		<b>15:14:05.060</b>
4 -	<b>1:25.904</b>	43.690	2:09.594 (2)	82.47	0.422	15:16:14.654
5 -	1:25.913	44.040	2:09.953 (3)	82.24	0.781	15:18:24.607

P29 825 C		Cody OWENS		Suzuki GSXR 600 - Crippling debt		
IDEAL LAP TIME : 2:09.093		BEST LAP TIME : 2:09.359		DIFFERENCE : 0.266		
LAP	SECTOR 1	SECTOR 2	LAP TIME	MPH	DIFF	TIME OF DAY
1 -		44.193	2:20.460	76.09	11.101	15:09:44.745
2 -	1:27.510	<b>43.032</b>	2:10.542	81.87	1.183	15:11:55.287
3 -	1:26.151	43.208	<b>2:09.359 (1)</b>	<b>82.62</b>		<b>15:14:04.646</b>
4 -	<b>1:26.061</b>	43.835	2:09.896 (2)	82.28	0.537	15:16:14.542
5 -	1:26.788	43.430	2:10.218 (3)	82.07	0.859	15:18:24.760

P30 115 C		Brian MAHER		Yamaha R6 - Spraytech /Espresso Solutions		
IDEAL LAP TIME : 2:06.802		BEST LAP TIME : 2:06.802		DIFFERENCE : 0.000		
LAP	SECTOR 1	SECTOR 2	LAP TIME	MPH	DIFF	TIME OF DAY
1 -		43.470	2:17.007	78.01	10.205	15:09:41.292
2 -	1:26.161	43.107	2:09.268	82.68	2.466	15:11:50.560
3 -	1:26.053	42.925	2:08.978 (3)	82.86	2.176	15:13:59.538
4 -	1:25.272	43.260	2:08.532 (2)	83.15	1.730	15:16:08.070
5 -	<b>1:24.699</b>	<b>42.103</b>	<b>2:06.802 (1)</b>	<b>84.28</b>		<b>15:18:14.872</b>



# BMCRC - MRO Championships 2024 - Rnd 3 @ Snetterton 300

## DART MRO 600 inc Clubman 600 & GP2/EVO

### RACE 15 - SECTOR ANALYSIS



SECTOR 1 = FL to I1, SECTOR 2 = I1 to FL, DIFF = Difference To Personal Best Lap, P = Crossed Finish Line in Pit Lane, D = Time Disallowed

P31 124 C		Mark STRUTT		Yamaha R6 - MPS Developments LTD		
IDEAL LAP TIME : 2:11.656		BEST LAP TIME : 2:11.734		DIFFERENCE : 0.078		
LAP	SECTOR 1	SECTOR 2	LAP TIME	MPH	DIFF	TIME OF DAY
1 -		44.657	2:22.102	75.21	10.368	15:09:46.387
2 -	1:27.886	<b>44.196</b>	2:12.082 (2)	80.92	0.348	15:11:58.469
3 -	1:27.472	45.222	2:12.694	80.54	0.960	15:14:11.163
4 -	<b>1:27.460</b>	44.274	<b>2:11.734 (1)</b>	<b>81.13</b>		<b>15:16:22.897</b>
5 -	1:27.818	44.286	2:12.104 (3)	80.90	0.370	15:18:35.001

P32 65		Ian SOILLEUX		Kawasaki ZX6 - BDRacing		
IDEAL LAP TIME : 2:10.469		BEST LAP TIME : 2:10.928		DIFFERENCE : 0.459		
LAP	SECTOR 1	SECTOR 2	LAP TIME	MPH	DIFF	TIME OF DAY
1 -		45.420	2:24.347	74.04	13.419	15:09:48.632
2 -	1:28.342	44.237	2:12.579	80.61	1.651	15:12:01.211
3 -	1:27.521	<b>43.668</b>	2:11.189 (2)	81.47	0.261	15:14:12.400
4 -	1:27.304	44.555	2:11.859 (3)	81.05	0.931	15:16:24.259
5 -	<b>1:26.801</b>	44.127	<b>2:10.928 (1)</b>	<b>81.63</b>		<b>15:18:35.187</b>

P33 6 C		Gareth FAITH		Kawasaki ZX6R - Sitramoto		
IDEAL LAP TIME : 2:16.927		BEST LAP TIME : 2:16.927		DIFFERENCE : 0.000		
LAP	SECTOR 1	SECTOR 2	LAP TIME	MPH	DIFF	TIME OF DAY
1 -		46.757	2:25.532	73.44	8.605	15:09:49.817
2 -	<b>1:31.307</b>	<b>45.620</b>	<b>2:16.927 (1)</b>	<b>78.05</b>		<b>15:12:06.744</b>
3 -	1:32.137	45.980	2:18.117 (2)	77.38	1.190	15:14:24.861
4 -	1:33.470	46.241	2:19.711 (3)	76.50	2.784	15:16:44.572
5 -	1:34.168	46.882	2:21.050	75.77	4.123	15:19:05.622

P34 56		Michael MILLS		Yamaha R6 - A51 Racing, The Wokingham Bar Company		
IDEAL LAP TIME : 1:59.909		BEST LAP TIME : 2:00.024		DIFFERENCE : 0.115		
LAP	SECTOR 1	SECTOR 2	LAP TIME	MPH	DIFF	TIME OF DAY
1 -		40.227	2:05.656	85.05	5.632	15:09:29.941
2 -	1:20.186	<b>39.979</b>	2:00.165 (2)	88.94	0.141	15:11:30.106
3 -	<b>1:19.930</b>	40.094	<b>2:00.024 (1)</b>	<b>89.04</b>		<b>15:13:30.130</b>

P35 39 C		Aaron MONK		Kawasaki NINJA 636 - flyaspitfire.co.uk		
IDEAL LAP TIME :		BEST LAP TIME :		DIFFERENCE :		
LAP	SECTOR 1	SECTOR 2	LAP TIME	MPH	DIFF	TIME OF DAY
1 -		<b>40.293</b>	2:07.753	83.66		15:09:32.038

# BMCRC - MRO Championships 2024 - Rnd 3 @ Snetterton 300

## DART MRO 600 inc Clubman 600 & GP2/EVO

### RACE 15 - BEST SECTORS

SECTOR 1				SECTOR 2				IDEAL / BEST COMPARISON				
POS	NO	NAME	TIME	NO	NAME	TIME	POS	NO	NAME	IDEAL	BEST	DIFF
1	76	JOHNSON	1:18.022	1	FOWLE	38.861	1	76	JOHNSON	1:56.901	1:56.901	0.000
2	212	PALLET	1:18.092	76	JOHNSON	38.879	2	1	FOWLE	1:57.143	1:57.246	0.103
3	1	FOWLE	1:18.282	212	PALLET	39.091	3	212	PALLET	1:57.183	1:57.433	0.250
4	144	HALLIDAY	1:18.369	3	LAMBDEN	39.266	4	3	LAMBDEN	1:57.953	1:57.953	0.000
5	3	LAMBDEN	1:18.687	91	HIRST	39.453	5	144	HALLIDAY	1:58.062	1:58.192	0.130
6	40	ROSS	1:19.020	40	ROSS	39.472	6	40	ROSS	1:58.492	1:58.492	0.000
7	91	HIRST	1:19.068	144	HALLIDAY	39.693	7	91	HIRST	1:58.521	1:58.616	0.095
8	48	FORREST	1:19.750	56	MILLS	39.979	8	48	FORREST	1:59.758	2:00.214	0.456
9	531	KOURTI	1:19.918	48	FORREST	40.008	9	56	MILLS	1:59.909	2:00.024	0.115
10	56	MILLS	1:19.930	531	KOURTI	40.104	10	531	KOURTI	2:00.022	2:00.022	0.000
11	5	MACRAE	1:20.055	35	DICKINSON	40.163	11	169	CUNNINGHAM	2:00.369	2:00.792	0.423
12	169	CUNNINGHAM	1:20.204	169	CUNNINGHAM	40.165	12	35	DICKINSON	2:00.383	2:00.383	0.000
13	35	DICKINSON	1:20.220	17	BAKER	40.241	13	5	MACRAE	2:00.484	2:00.565	0.081
14	17	BAKER	1:21.141	39	MONK	40.293	14	17	BAKER	2:01.382	2:01.390	0.008
15	992	WORMALD	1:21.445	5	MACRAE	40.429	15	181	GOODFELLOW	2:02.316	2:02.316	0.000
16	28	WALKER	1:21.492	181	GOODFELLOW	40.798	16	992	WORMALD	2:02.413	2:02.413	0.000
17	181	GOODFELLOW	1:21.518	992	WORMALD	40.968	17	28	WALKER	2:02.726	2:03.223	0.497
18	440	EVERTON	1:21.834	440	EVERTON	41.010	18	440	EVERTON	2:02.844	2:02.934	0.090
19	74	VAUGHAN	1:21.998	89	MUNRO	41.169	19	74	VAUGHAN	2:03.266	2:03.619	0.353
20	89	MUNRO	1:22.234	28	WALKER	41.234	20	89	MUNRO	2:03.403	2:03.403	0.000
21	71	MACRAE	1:22.888	74	VAUGHAN	41.268	21	71	MACRAE	2:04.488	2:04.579	0.091
22	64	ALLAN	1:23.716	71	MACRAE	41.600	22	910	GOWER	2:05.972	2:06.257	0.285
23	910	GOWER	1:23.980	910	GOWER	41.992	23	64	ALLAN	2:06.190	2:06.190	0.000
24	54	ANDERTON	1:24.017	115	MAHER	42.103	24	54	ANDERTON	2:06.617	2:06.617	0.000
25	67	ANSELL	1:24.240	64	ALLAN	42.474	25	115	MAHER	2:06.802	2:06.802	0.000
26	115	MAHER	1:24.699	54	ANDERTON	42.600	26	67	ANSELL	2:06.899	2:07.123	0.224
27	70	SWYER	1:24.844	67	ANSELL	42.659	27	70	SWYER	2:07.740	2:07.793	0.053
28	131	DIDWELL	1:25.155	111	JACKSON	42.668	28	111	JACKSON	2:07.838	2:07.838	0.000
29	111	JACKSON	1:25.170	70	SWYER	42.896	29	131	DIDWELL	2:08.430	2:08.430	0.000
30	84	HIGGINS	1:25.904	825	OWENS	43.032	30	84	HIGGINS	2:09.033	2:09.172	0.139
31	825	OWENS	1:26.061	84	HIGGINS	43.129	31	825	OWENS	2:09.093	2:09.359	0.266
32	65	SOILLEUX	1:26.801	131	DIDWELL	43.275	32	65	SOILLEUX	2:10.469	2:10.928	0.459
33	124	STRUTT	1:27.460	65	SOILLEUX	43.668	33	124	STRUTT	2:11.656	2:11.734	0.078
34	6	FAITH	1:31.307	124	STRUTT	44.196	34	6	FAITH	2:16.927	2:16.927	0.000
35				6	FAITH	45.620	35	39	MONK			

# BMCRC - MRO Championships 2024 - Rnd 3 @ Snetterton 300

## DART MRO 600 inc Clubman 600 & GP2/EVO

### RACE 15 - STATISTICS

**Competitors Started** 35  
**Planned Start** 2024-05-05 @ 15:10:00.000  
**Actual Start** 2024-05-05 @ 15:07:24.284  
**Finish Time** 2024-05-05 @ 15:17:16.072  
**Track Length** 2.9689mi.  
**Total Laps** 169  
**Total Distance Covered** 501.7460mi.

#### Session Fastest Lap History

NO	CL	NAME	LAP TIME	TIME OF DAY	LAP	VEHICLE
76		Anthony JOHNSON	<b>1:57.320</b>	15:11:23.962	2	Yamaha R6
76		Anthony JOHNSON	<b>1:57.305</b>	15:15:19.176	4	Yamaha R6
1		Harry FOWLE	<b>1:57.246</b>	15:15:19.283	4	Yamaha R6
76		Anthony JOHNSON	<b>1:56.901</b>	15:17:16.078	5	Yamaha R6

#### Session Leader History

NO	CL	NAME	FROM LAP	LAPS LED	DISTANCE	VEHICLE
76		Anthony JOHNSON	1	5	14.84 miles	Yamaha R6

#### Flag History

TYPE	TIME OF DAY
GREEN	15:07:24.284
FINISH	15:17:16.072

#### Flag Statistics

TYPE	COUNT	TOTAL LAPS	TOTAL TIME
Green	1	5	11:44.327
Red	0	0	0.000
Safety Car	0	0	0.000
FCY	0	0	0.000

# BMCRC - MRO Championships 2024 - Rnd 3 @ Snetterton 300

## DART MRO 600 inc Clubman 600 & GP2/EVO

### RACE 15 - STATISTICS

CLASS :

18 Starters

#### Fastest Lap History

NO	NAME	LAP TIME	TIME OF DAY	LAP	VEHICLE
76	Anthony JOHNSON	1:57.320	15:11:23.962	2	Yamaha R6
76	Anthony JOHNSON	1:57.305	15:15:19.176	4	Yamaha R6
1	Harry FOWLE	1:57.246	15:15:19.283	4	Yamaha R6
76	Anthony JOHNSON	1:56.901	15:17:16.078	5	Yamaha R6

#### Leader History

NO	NAME	FROM LAP	LAPS LED	DISTANCE	VEHICLE
76	Anthony JOHNSON	1	5	14.84 miles	Yamaha R6

# BMCRC - MRO Championships 2024 - Rnd 3 @ Snetterton 300

## DART MRO 600 inc Clubman 600 & GP2/EVO

### RACE 15 - STATISTICS

CLASS : C

17 Starters

#### Fastest Lap History

NO	NAME	LAP TIME	TIME OF DAY	LAP	VEHICLE
48	Rhys FORREST	2:00.214	15:11:31.383	2	Kawasaki ZX636
531	Jake KOURTI	2:00.022	15:11:31.772	2	Yamaha R6

#### Leader History

NO	NAME	FROM LAP	LAPS LED	DISTANCE	VEHICLE
48	Rhys FORREST	1	5	14.84 miles	Kawasaki ZX636



# PROPERLY PROTECTED MRO MINITWINS



**BMCRC-MRO Championships - Round 3**  
**Snetterton 300**  
**4<sup>th</sup> / 5<sup>th</sup> May 2024**



Timing & Results Provided by Timing Solutions Ltd

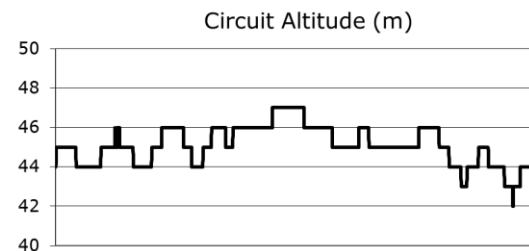
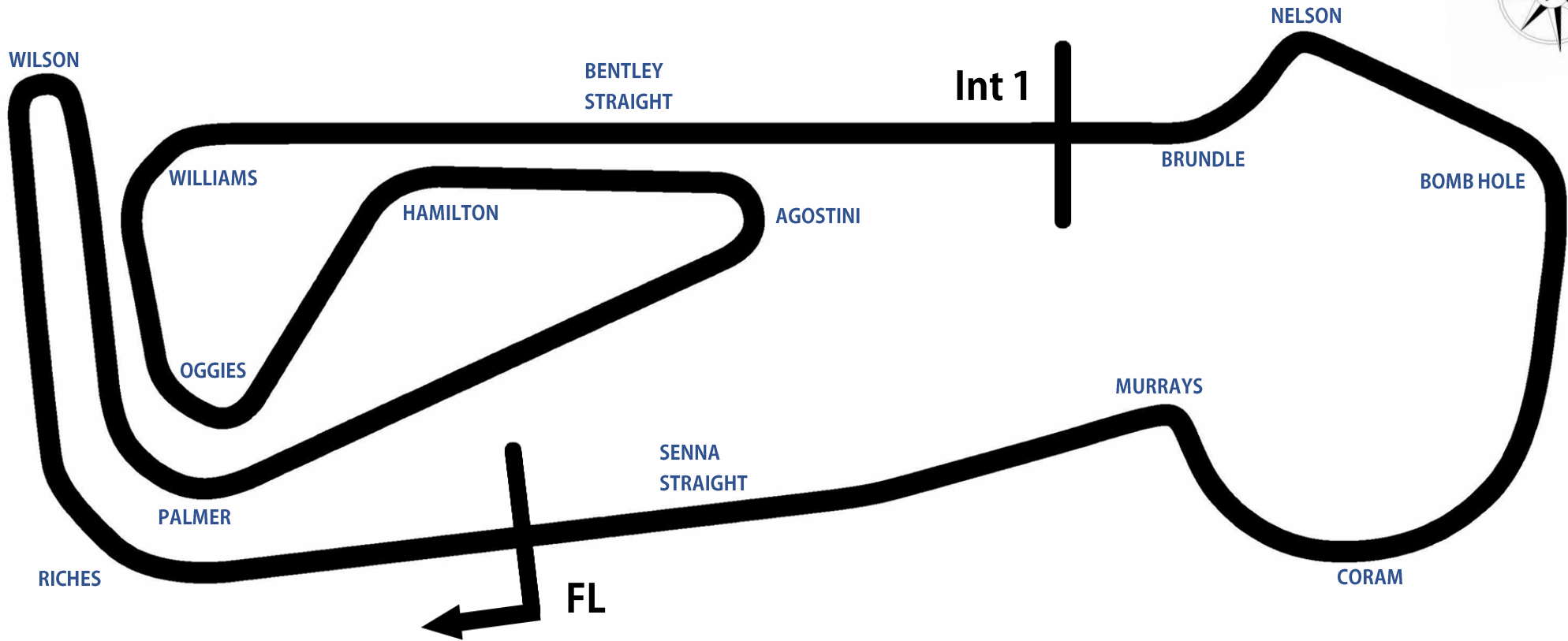
[www.tsl-timing.com](http://www.tsl-timing.com)



Snetterton

# Snetterton 300 Circuit

Norwich, Norfolk, UK



<b>Length</b>	2.9689 miles   4.778 km   4778.0 m	
<b>FL</b>	52.46340 N	0.94476 E
<b>Int 1</b>	3198m	52.46617 N 0.94964 E
<b>Pit Entry</b>	4572m	52.46364 N 0.94774 E
<b>Pit Exit</b>	40m after FL	52.46338 N 0.94420 E
<b>Pit Entry - Pit Exit</b>	246m, 17.7S @ 50kph, 14.7s @ 60kph	

# BMCRC - MRO Championships 2024 - Rnd 3 @ Snetterton 300

## MRO Minitwins

### QUALIFYING - CLASSIFICATION

POS	NO	NAME	ENTRY	TIME	ON	LAPS	GAP	DIFF	MPH
1	22	Darren DOWDS	Suzuki SV650 - sublime dsg Ltd	2:05.722	4	6			85.01
2	1	David TWYFORD	Suzuki SV650 - IMP Racing, MHP, Chris Cowan	2:06.655	6	6	0.933	0.933	84.38
3	66	Mitch DUCRAN	Suzuki SV650 - JP Haulage	2:09.142	3	4	3.420	2.487	82.76
4	81	Malvern MAY	Suzuki SV650 - IMP racing	2:11.151	4	5	5.429	2.009	81.49
5	19	Kevin LILLEY	Suzuki SV650 - Trafalgar Cleaning Eqpt. / Steve Jorda	2:11.234	5	5	5.512	0.083	81.44
6	21	Toby FINNIS	Suzuki SV650 - Crawfords/ Tey Farm Systems/ Harlow	2:13.226	5	5	7.504	1.992	80.22
7	33*	Steve COSTIN	Suzuki SV650 - Sublime Designs / T.M Services/ ATP	2:13.355	3	4	7.633	0.129	80.14
8	27	Jack BETTIS	Suzuki SV650 - NB Toolmaking	2:13.414	4	5	7.692	0.059	80.11
9	9	Thomas BEDFORD	Suzuki SV650 - AWO Recycling Ltd	2:13.494	5	5	7.772	0.080	80.06
10	115	Brian MAHER	Suzuki SV650 - Spraytech /Espresso Solutions	2:13.829	5	5	8.107	0.335	79.86
11	15	James SVENSEN	Suzuki SV650 - Team TSR - HCL - RG Racing	2:14.184	5	5	8.462	0.355	79.65
12	74	Daniel BLACK	Suzuki SV650 - DAD	2:15.263	4	5	9.541	1.079	79.01
13	3	Oliver ARBON	Suzuki SV650 - TT Plumbing & Heating	2:18.585	5	5	12.863	3.322	77.12
14	293	Leigh SMITH	Suzuki SV650 - Smiths Mechanical Support Ltd, Lamoi	2:19.160	5	5	13.438	0.575	76.80
15	34	Andrew JOHNSON	Suzuki SV650 - Rose & Charlie Racing	2:19.539	4	5	13.817	0.379	76.59
16	47	Tristan BOHANAN	Suzuki SV650 -	2:20.599	5	5	14.877	1.060	76.01
17	127	Matthew CHAM	Ducati MONSTER 796 -	2:21.152	5	5	15.430	0.553	75.72
18	158	Danny BRENNAN	Suzuki SV650 -	2:21.601	5	5	15.879	0.449	75.48
19	40	Simon WILKINSON	Suzuki SV650 -	2:21.804	5	5	16.082	0.203	75.37
20	111	Freddie BATE	Suzuki SV650 - hartjay	2:22.647	5	5	16.925	0.843	74.92
21	281	Daniel FARLEY	Suzuki SV650 - F-Tech Fire & Electrical Ltd	2:23.968	4	4	18.246	1.321	74.23
22	69	Jack GRIFFITHS	Suzuki SV650 - Joe's Carpets/ATP Racing	2:24.376	5	5	18.654	0.408	74.02
23	766	Gareth ROSE	Suzuki SV650 -	2:24.481	4	5	18.759	0.105	73.97
24	51	Andrew DURANT	Suzuki SV650 -	2:29.965	5	5	24.243	5.484	71.27
25	8	Stuart ALBON	Suzuki SV650 - Winter Sun Skydiving	2:45.642	3	3	39.920	15.677	64.52
26	333	David LINDEMANN	Suzuki SV650 - Giraffe Decorators			1			
27	67	Simon HARVEY	Suzuki SV650 - Retirement Fund Racing			0			

**Comments:**

\* No. 33 - Please fit a working transponder

Weather / Track : Cloudy / Dry

Date: 04/05/2024 Start: 10:57 Finish: 11:16

These results are provisional until the conclusion of any judicial and technical matters.

Snetterton 300: 2.9689 miles

Clerk Of Course:	Stewards:	Timekeeper:	<i>Craig Smith</i>	
------------------	-----------	-------------	--------------------	---

Results can be found at [www.tsl-timing.com](http://www.tsl-timing.com)

Printed - 11:19 Saturday, 04 May 2024





# BMCRC - MRO Championships 2024 - Rnd 3 @ Snetterton 300

## MRO Minitwins

### QUALIFYING - SECTOR ANALYSIS



SECTOR 1 = FL to I1, SECTOR 2 = I1 to FL, DIFF = Difference To Personal Best Lap, P = Crossed Finish Line in Pit Lane, D = Time Disallowed

P1 22		Darren DOWDS		Suzuki SV650 - sublime dsg Ltd			
IDEAL LAP TIME : 2:05.623		BEST LAP TIME : 2:05.722		DIFFERENCE : 0.099			
LAP	SECTOR 1	SECTOR 2	LAP TIME	MPH	DIFF	TIME OF DAY	
1 -		IN PIT	9:31.691	P 18.69	7:25.969	11:07:14.180	
2 -	OUTLAP	42.064	2:09.861	82.30	4.139	11:09:24.041	
3 -	1:23.897	42.068	2:05.965	(2) 84.84	0.243	11:11:30.006	
4 -	1:23.877	<b>41.845</b>	<b>2:05.722</b>	(1) <b>85.01</b>		<b>11:13:35.728</b>	
5 -	1:24.328	42.119	2:06.447	84.52	0.725	11:15:42.175	
6 -	<b>1:23.778</b>	42.351	2:06.129	(3) 84.73	0.407	11:17:48.304	

P2 1		David TWYFORD		Suzuki SV650 - IMP Racing, MHP, Chris Cowan			
IDEAL LAP TIME : 2:06.500		BEST LAP TIME : 2:06.655		DIFFERENCE : 0.155			
LAP	SECTOR 1	SECTOR 2	LAP TIME	MPH	DIFF	TIME OF DAY	
1 -	1:31.846	IN PIT	9:34.911	P 18.59	7:28.256	11:07:17.945	
2 -	OUTLAP	45.989	2:17.891	77.51	11.236	11:09:35.836	
3 -	1:25.633	43.571	2:09.204	82.72	2.549	11:11:45.040	
4 -	<b>1:24.417</b>	42.659	2:07.076	(2) 84.10	0.421	11:13:52.116	
5 -	1:25.176	42.521	2:07.697	(3) 83.69	1.042	11:15:59.813	
6 -	1:24.572	<b>42.083</b>	<b>2:06.655</b>	(1) <b>84.38</b>		<b>11:18:06.468</b>	

P3 66		Mitch DUCRAN		Suzuki SV650 - JP Haulage			
IDEAL LAP TIME : 2:09.089		BEST LAP TIME : 2:09.142		DIFFERENCE : 0.053			
LAP	SECTOR 1	SECTOR 2	LAP TIME	MPH	DIFF	TIME OF DAY	
1 -	1:29.135	IN PIT	9:33.775	P 18.62	7:24.633	11:07:17.193	
2 -	OUTLAP	43.295	2:13.514	80.05	4.372	11:09:30.707	
3 -	<b>1:25.981</b>	43.161	<b>2:09.142</b>	(1) <b>82.76</b>		<b>11:11:39.849</b>	
4 -	1:26.250	<b>43.108</b>	2:09.358	(2) 82.62	0.216	11:13:49.207	

P4 81		Malvern MAY		Suzuki SV650 - IMP racing			
IDEAL LAP TIME : 2:11.151		BEST LAP TIME : 2:11.151		DIFFERENCE : 0.000			
LAP	SECTOR 1	SECTOR 2	LAP TIME	MPH	DIFF	TIME OF DAY	
1 -	1:37.009	IN PIT	9:31.831	P 18.69	7:20.680	11:07:19.013	
2 -	OUTLAP	46.762	2:21.303	75.63	10.152	11:09:40.316	
3 -	1:29.074	43.804	2:12.878	(2) 80.43	1.727	11:11:53.194	
4 -	<b>1:27.904</b>	<b>43.247</b>	<b>2:11.151</b>	(1) <b>81.49</b>		<b>11:14:04.345</b>	
5 -	1:28.703	45.563	2:14.266	(3) 79.60	3.115	11:16:18.611	

P5 19		Kevin LILLEY		Suzuki SV650 - Trafalgar Cleaning Eqpt. / Steve Jordan Motorcy			
IDEAL LAP TIME : 2:11.234		BEST LAP TIME : 2:11.234		DIFFERENCE : 0.000			
LAP	SECTOR 1	SECTOR 2	LAP TIME	MPH	DIFF	TIME OF DAY	
1 -	1:30.780	IN PIT	9:50.131	P 18.11	7:38.897	11:07:34.894	
2 -	OUTLAP	45.182	2:19.480	76.62	8.246	11:09:54.374	
3 -	1:28.114	<b>43.797</b>	2:11.911	(3) 81.02	0.677	11:12:06.285	
4 -	1:27.824	43.950	2:11.774	(2) 81.10	0.540	11:14:18.059	
5 -	<b>1:27.437</b>	<b>43.797</b>	<b>2:11.234</b>	(1) <b>81.44</b>		<b>11:16:29.293</b>	

P6 21		Toby FINNIS		Suzuki SV650 - Crawfords/ Tey Farm Systems/ Harlow Ag			
IDEAL LAP TIME : 2:13.226		BEST LAP TIME : 2:13.226		DIFFERENCE : 0.000			
LAP	SECTOR 1	SECTOR 2	LAP TIME	MPH	DIFF	TIME OF DAY	
1 -	1:48.027	IN PIT	9:47.473	P 18.19	7:34.247	11:07:32.562	
2 -	OUTLAP	46.977	2:24.741	73.84	11.515	11:09:57.303	
3 -	1:32.106	46.714	2:18.820	(3) 76.99	5.594	11:12:16.123	
4 -	1:29.496	44.847	2:14.343	(2) 79.55	1.117	11:14:30.466	
5 -	<b>1:28.695</b>	<b>44.531</b>	<b>2:13.226</b>	(1) <b>80.22</b>		<b>11:16:43.692</b>	

# BMCRC - MRO Championships 2024 - Rnd 3 @ Snetterton 300

## MRO Minitwins

### QUALIFYING - SECTOR ANALYSIS



SECTOR 1 = FL to I1, SECTOR 2 = I1 to FL, DIFF = Difference To Personal Best Lap, P = Crossed Finish Line in Pit Lane, D = Time Disallowed

P7 33		Steve COSTIN		Suzuki SV650 - Sublime Designs / T.M Services/ ATP Motorsport			
IDEAL LAP TIME :		BEST LAP TIME : 2:13.355		DIFFERENCE :			
LAP	SECTOR 1	SECTOR 2	LAP TIME	MPH	DIFF	TIME OF DAY	
1 -			12:41.107	14.04	10:27.752	11:10:26.280	
2 -			2:14.180 (2)	79.65	0.825	11:12:40.460	
3 -			<b>2:13.355 (1)</b>	<b>80.14</b>		<b>11:14:53.815</b>	
4 -			2:16.368 (3)	78.37	3.013	11:17:10.183	

P8 27		Jack BETTIS		Suzuki SV650 - NB Toolmaking			
IDEAL LAP TIME : 2:13.414		BEST LAP TIME : 2:13.414		DIFFERENCE : 0.000			
LAP	SECTOR 1	SECTOR 2	LAP TIME	MPH	DIFF	TIME OF DAY	
1 -	1:37.506	IN PIT	9:30.071 P	18.74	7:16.657	11:07:14.693	
2 -	OUTLAP	46.557	2:21.187	75.70	7.773	11:09:35.880	
3 -	1:29.037	45.388	2:14.425 (3)	79.50	1.011	11:11:50.305	
4 -	<b>1:28.586</b>	<b>44.828</b>	<b>2:13.414 (1)</b>	<b>80.11</b>		<b>11:14:03.719</b>	
5 -	1:28.813	45.289	2:14.102 (2)	79.70	0.688	11:16:17.821	

P9 9		Thomas BEDFORD		Suzuki SV650 - AWO Recycling Ltd			
IDEAL LAP TIME : 2:13.494		BEST LAP TIME : 2:13.494		DIFFERENCE : 0.000			
LAP	SECTOR 1	SECTOR 2	LAP TIME	MPH	DIFF	TIME OF DAY	
1 -	1:40.937	IN PIT	9:32.792 P	18.65	7:19.298	11:07:19.786	
2 -	OUTLAP	45.837	2:23.928	74.25	10.434	11:09:43.714	
3 -	1:29.828	45.297	2:15.125 (3)	79.09	1.631	11:11:58.839	
4 -	1:29.353	44.779	2:14.132 (2)	79.68	0.638	11:14:12.971	
5 -	<b>1:28.942</b>	<b>44.552</b>	<b>2:13.494 (1)</b>	<b>80.06</b>		<b>11:16:26.465</b>	

P10 115		Brian MAHER		Suzuki SV650 - Spraytech /Espresso Solutions			
IDEAL LAP TIME : 2:13.736		BEST LAP TIME : 2:13.829		DIFFERENCE : 0.093			
LAP	SECTOR 1	SECTOR 2	LAP TIME	MPH	DIFF	TIME OF DAY	
1 -	1:44.349	IN PIT	9:25.369 P	18.90	7:11.540	11:07:22.536	
2 -	OUTLAP	47.815	2:26.439	72.98	12.610	11:09:48.975	
3 -	1:30.705	45.921	2:16.626 (3)	78.22	2.797	11:12:05.601	
4 -	1:28.980	<b>44.859</b>	2:13.839 (2)	79.85	0.010	11:14:19.440	
5 -	<b>1:28.877</b>	44.952	<b>2:13.829 (1)</b>	<b>79.86</b>		<b>11:16:33.269</b>	

P11 15		James SVENSEN		Suzuki SV650 - Team TSR - HCL - RG Racing			
IDEAL LAP TIME : 2:14.184		BEST LAP TIME : 2:14.184		DIFFERENCE : 0.000			
LAP	SECTOR 1	SECTOR 2	LAP TIME	MPH	DIFF	TIME OF DAY	
1 -	1:32.597	IN PIT	9:31.906 P	18.68	7:17.722	11:07:14.481	
2 -	OUTLAP	46.074	2:22.263	75.12	8.079	11:09:36.744	
3 -	1:30.009	45.087	2:15.096 (3)	79.11	0.912	11:11:51.840	
4 -	1:29.821	44.634	2:14.455 (2)	79.49	0.271	11:14:06.295	
5 -	<b>1:29.747</b>	<b>44.437</b>	<b>2:14.184 (1)</b>	<b>79.65</b>		<b>11:16:20.479</b>	

P12 74		Daniel BLACK		Suzuki SV650 - DAD			
IDEAL LAP TIME : 2:14.842		BEST LAP TIME : 2:15.263		DIFFERENCE : 0.421			
LAP	SECTOR 1	SECTOR 2	LAP TIME	MPH	DIFF	TIME OF DAY	
1 -	1:35.471	IN PIT	9:35.011 P	18.58	7:19.748	11:07:19.586	
2 -	OUTLAP	45.672	2:24.414	74.01	9.151	11:09:44.000	
3 -	1:30.510	45.175	2:15.685 (3)	78.77	0.422	11:11:59.685	
4 -	<b>1:30.033</b>	45.230	<b>2:15.263 (1)</b>	<b>79.01</b>		<b>11:14:14.948</b>	
5 -	1:30.632	<b>44.809</b>	2:15.441 (2)	78.91	0.178	11:16:30.389	

# BMCRC - MRO Championships 2024 - Rnd 3 @ Snetterton 300

## MRO Minitwins

### QUALIFYING - SECTOR ANALYSIS



SECTOR 1 = FL to I1, SECTOR 2 = I1 to FL, DIFF = Difference To Personal Best Lap, P = Crossed Finish Line in Pit Lane, D = Time Disallowed

P13 3		Oliver ARBON		Suzuki SV650 - TT Plumbing & Heating			
IDEAL LAP TIME : 2:18.585		BEST LAP TIME : 2:18.585		DIFFERENCE : 0.000			
LAP	SECTOR 1	SECTOR 2	LAP TIME	MPH	DIFF	TIME OF DAY	
1 -	1:41.803	IN PIT	9:51.086 P	18.08	7:32.501	11:07:38.169	
2 -	OUTLAP	48.220	2:29.004	71.73	10.419	11:10:07.173	
3 -	1:33.976	46.749	2:20.725 (2)	75.95	2.140	11:12:27.898	
4 -	1:33.427	47.515	2:20.942 (3)	75.83	2.357	11:14:48.840	
5 -	<b>1:32.406</b>	<b>46.179</b>	<b>2:18.585 (1)</b>	<b>77.12</b>		<b>11:17:07.425</b>	

P14 293		Leigh SMITH		Suzuki SV650 - Smiths Mechanical Support Ltd, Lamonde Autor			
IDEAL LAP TIME : 2:19.160		BEST LAP TIME : 2:19.160		DIFFERENCE : 0.000			
LAP	SECTOR 1	SECTOR 2	LAP TIME	MPH	DIFF	TIME OF DAY	
1 -	1:51.315	IN PIT	9:35.058 P	18.58	7:15.898	11:07:34.095	
2 -	OUTLAP	48.905	2:29.261	71.60	10.101	11:10:03.356	
3 -	1:34.578	48.397	2:22.975 (2)	74.75	3.815	11:12:26.331	
4 -	1:34.223	48.883	2:23.106 (3)	74.68	3.946	11:14:49.437	
5 -	<b>1:32.394</b>	<b>46.766</b>	<b>2:19.160 (1)</b>	<b>76.80</b>		<b>11:17:08.597</b>	

P15 34		Andrew JOHNSON		Suzuki SV650 - Rose & Charlie Racing			
IDEAL LAP TIME : 2:18.647		BEST LAP TIME : 2:19.539		DIFFERENCE : 0.892			
LAP	SECTOR 1	SECTOR 2	LAP TIME	MPH	DIFF	TIME OF DAY	
1 -	1:45.621	IN PIT	9:25.638 P	18.89	7:06.099	11:07:21.960	
2 -	OUTLAP	49.371	2:37.053	68.05	17.514	11:09:59.013	
3 -	1:34.123	48.040	2:22.163 (3)	75.18	2.624	11:12:21.176	
4 -	<b>1:32.992</b>	46.547	<b>2:19.539 (1)</b>	<b>76.59</b>		<b>11:14:40.715</b>	
5 -	1:33.928	<b>45.655</b>	2:19.583 (2)	76.57	0.044	11:17:00.298	

P16 47		Tristan BOHANAN		Suzuki SV650 -			
IDEAL LAP TIME : 2:20.476		BEST LAP TIME : 2:20.599		DIFFERENCE : 0.123			
LAP	SECTOR 1	SECTOR 2	LAP TIME	MPH	DIFF	TIME OF DAY	
1 -	1:45.091	IN PIT	9:24.063 P	18.94	7:03.464	11:07:20.221	
2 -	OUTLAP	47.697	2:28.433	72.00	7.834	11:09:48.654	
3 -	1:33.579	<b>47.144</b>	2:20.723 (2)	75.95	0.124	11:12:09.377	
4 -	1:34.012	48.185	2:22.197 (3)	75.16	1.598	11:14:31.574	
5 -	<b>1:33.332</b>	47.267	<b>2:20.599 (1)</b>	<b>76.01</b>		<b>11:16:52.173</b>	

P17 127		Matthew CHAM		Ducati MONSTER 796 -			
IDEAL LAP TIME : 2:20.451		BEST LAP TIME : 2:21.152		DIFFERENCE : 0.701			
LAP	SECTOR 1	SECTOR 2	LAP TIME	MPH	DIFF	TIME OF DAY	
1 -	1:47.255	IN PIT	9:22.179 P	19.01	7:01.027	11:07:20.037	
2 -	OUTLAP	48.833	2:34.658	69.10	13.506	11:09:54.695	
3 -	<b>1:33.965</b>	47.513	2:21.478 (2)	75.54	0.326	11:12:16.173	
4 -	1:35.069	<b>46.486</b>	2:21.555 (3)	75.50	0.403	11:14:37.728	
5 -	1:34.599	46.553	<b>2:21.152 (1)</b>	<b>75.72</b>		<b>11:16:58.880</b>	

P18 158		Danny BRENNAN		Suzuki SV650 -			
IDEAL LAP TIME : 2:21.601		BEST LAP TIME : 2:21.601		DIFFERENCE : 0.000			
LAP	SECTOR 1	SECTOR 2	LAP TIME	MPH	DIFF	TIME OF DAY	
1 -	1:50.998	IN PIT	9:22.036 P	19.01	7:00.435	11:07:20.595	
2 -	OUTLAP	49.207	2:30.126	71.19	8.525	11:09:50.721	
3 -	1:35.673	49.690	2:25.363 (3)	73.52	3.762	11:12:16.084	
4 -	1:36.547	48.415	2:24.962 (2)	73.73	3.361	11:14:41.046	
5 -	<b>1:34.136</b>	<b>47.465</b>	<b>2:21.601 (1)</b>	<b>75.48</b>		<b>11:17:02.647</b>	

# BMCRC - MRO Championships 2024 - Rnd 3 @ Snetterton 300

## MRO Minitwins

### QUALIFYING - SECTOR ANALYSIS



SECTOR 1 = FL to I1, SECTOR 2 = I1 to FL, DIFF = Difference To Personal Best Lap, P = Crossed Finish Line in Pit Lane, D = Time Disallowed

P19 40		Simon WILKINSON		Suzuki SV650 -			
IDEAL LAP TIME : 2:21.804		BEST LAP TIME : 2:21.804		DIFFERENCE : 0.000			
LAP	SECTOR 1	SECTOR 2	LAP TIME	MPH	DIFF	TIME OF DAY	
1 -	1:50.969	IN PIT	9:21.198 P	19.04	6:59.394	11:07:18.472	
2 -	OUTLAP	49.664	2:32.003	70.31	10.199	11:09:50.475	
3 -	1:35.678	49.642	2:25.320 (3)	73.54	3.516	11:12:15.795	
4 -	1:36.620	48.152	2:24.772 (2)	73.82	2.968	11:14:40.567	
5 -	<b>1:34.161</b>	<b>47.643</b>	<b>2:21.804 (1)</b>	<b>75.37</b>		<b>11:17:02.371</b>	

P20 111		Freddie BATE		Suzuki SV650 - hartjay			
IDEAL LAP TIME : 2:22.647		BEST LAP TIME : 2:22.647		DIFFERENCE : 0.000			
LAP	SECTOR 1	SECTOR 2	LAP TIME	MPH	DIFF	TIME OF DAY	
1 -	1:53.114	IN PIT	9:24.746 P	18.92	7:02.099	11:07:21.495	
2 -	OUTLAP	49.648	2:34.605	69.13	11.958	11:09:56.100	
3 -	1:38.524	48.996	2:27.520 (3)	72.45	4.873	11:12:23.620	
4 -	1:36.422	49.521	2:25.943 (2)	73.23	3.296	11:14:49.563	
5 -	<b>1:35.238</b>	<b>47.409</b>	<b>2:22.647 (1)</b>	<b>74.92</b>		<b>11:17:12.210</b>	

P21 281		Daniel FARLEY		Suzuki SV650 - F-Tech Fire & Electrical Ltd			
IDEAL LAP TIME : 2:23.968		BEST LAP TIME : 2:23.968		DIFFERENCE : 0.000			
LAP	SECTOR 1	SECTOR 2	LAP TIME	MPH	DIFF	TIME OF DAY	
1 -	1:48.228	IN PIT	9:25.980 P	18.88	7:02.012	11:07:22.467	
2 -	OUTLAP	50.308	2:36.930	68.10	12.962	11:09:59.397	
3 -	1:37.317	48.963	2:26.280 (2)	73.06	2.312	11:12:25.677	
4 -	<b>1:35.842</b>	<b>48.126</b>	<b>2:23.968 (1)</b>	<b>74.23</b>		<b>11:14:49.645</b>	

P22 69		Jack GRIFFITHS		Suzuki SV650 - Joe's Carpets/ATP Racing			
IDEAL LAP TIME : 2:24.376		BEST LAP TIME : 2:24.376		DIFFERENCE : 0.000			
LAP	SECTOR 1	SECTOR 2	LAP TIME	MPH	DIFF	TIME OF DAY	
1 -	1:40.590	IN PIT	10:17.158 P	17.31	7:52.782	11:08:00.383	
2 -	OUTLAP	49.363	2:31.375	70.60	6.999	11:10:31.758	
3 -	1:37.942	48.890	2:26.832 (3)	72.79	2.456	11:12:58.590	
4 -	1:37.280	48.338	2:25.618 (2)	73.39	1.242	11:15:24.208	
5 -	<b>1:36.347</b>	<b>48.029</b>	<b>2:24.376 (1)</b>	<b>74.02</b>		<b>11:17:48.584</b>	

P23 766		Gareth ROSE		Suzuki SV650 -			
IDEAL LAP TIME : 2:24.481		BEST LAP TIME : 2:24.481		DIFFERENCE : 0.000			
LAP	SECTOR 1	SECTOR 2	LAP TIME	MPH	DIFF	TIME OF DAY	
1 -	1:47.403	IN PIT	9:23.144 P	18.97	6:58.663	11:07:23.624	
2 -	OUTLAP	50.058	2:37.095	68.03	12.614	11:10:00.719	
3 -	1:37.194	49.332	2:26.526 (3)	72.94	2.045	11:12:27.245	
4 -	<b>1:36.416</b>	<b>48.065</b>	<b>2:24.481 (1)</b>	<b>73.97</b>		<b>11:14:51.726</b>	
5 -	1:36.475	48.128	2:24.603 (2)	73.91	0.122	11:17:16.329	

P24 51		Andrew DURANT		Suzuki SV650 -			
IDEAL LAP TIME : 2:29.965		BEST LAP TIME : 2:29.965		DIFFERENCE : 0.000			
LAP	SECTOR 1	SECTOR 2	LAP TIME	MPH	DIFF	TIME OF DAY	
1 -	1:48.330	IN PIT	10:26.083 P	17.07	7:56.118	11:08:12.198	
2 -	OUTLAP	52.823	2:41.643	66.12	11.678	11:10:53.841	
3 -	1:41.328	50.982	2:32.310 (3)	70.17	2.345	11:13:26.151	
4 -	1:39.916	51.284	2:31.200 (2)	70.68	1.235	11:15:57.351	
5 -	<b>1:39.190</b>	<b>50.775</b>	<b>2:29.965 (1)</b>	<b>71.27</b>		<b>11:18:27.316</b>	

# BMCRC - MRO Championships 2024 - Rnd 3 @ Snetterton 300

## MRO Minitwins

### QUALIFYING - SECTOR ANALYSIS



SECTOR 1 = FL to I1, SECTOR 2 = I1 to FL, DIFF = Difference To Personal Best Lap, P = Crossed Finish Line in Pit Lane, D = Time Disallowed

<b>P25</b>		<b>8</b>		<b>Stuart ALBON</b>		Suzuki SV650 - Winter Sun Skydiving			
IDEAL LAP TIME :		2:44.976		BEST LAP TIME :		2:45.642		DIFFERENCE : 0.666	
LAP	SECTOR 1	SECTOR 2	LAP TIME	MPH	DIFF	TIME OF DAY			
1 -	1:55.817	IN PIT	9:18.444	P 19.13	6:32.802	11:07:18.837			
2 -	OUTLAP	<b>56.618</b>	2:49.262	63.14	3.620	11:10:08.099			
3 -	<b>1:48.358</b>	57.284	<b>2:45.642 (1)</b>	<b>64.52</b>		<b>11:12:53.741</b>			

<b>P26</b>		<b>333</b>		<b>David LINDEMANN</b>		Suzuki SV650 - Giraffe Decorators		
IDEAL LAP TIME :		BEST LAP TIME :		DIFFERENCE :				
LAP	SECTOR 1	SECTOR 2	LAP TIME	MPH	DIFF	TIME OF DAY		
1 -	<b>1:32.767</b>	<b>IN PIT</b>	10:06.259	P 17.62		11:07:52.665		

# BMCRC - MRO Championships 2024 - Rnd 3 @ Snetterton 300

## MRO Minitwins

### QUALIFYING - BEST SECTORS

SECTOR 1			SECTOR 2			IDEAL / BEST COMPARISON						
POS	NO	NAME	TIME	NO	NAME	TIME	POS	NO	NAME	IDEAL	BEST	DIFF
									<b>PERFECT LAP</b>	<b>2:05.623</b>		
1	22	DOWDS	1:23.778	22	DOWDS	41.845	1	22	DOWDS	2:05.623	2:05.722	0.099
2	1	TWYFORD	1:24.417	1	TWYFORD	42.083	2	1	TWYFORD	2:06.500	2:06.655	0.155
3	66	DUCRAN	1:25.981	66	DUCRAN	43.108	3	66	DUCRAN	2:09.089	2:09.142	0.053
4	19	LILLEY	1:27.437	81	MAY	43.247	4	81	MAY	2:11.151	2:11.151	0.000
5	81	MAY	1:27.904	19	LILLEY	43.797	5	19	LILLEY	2:11.234	2:11.234	0.000
6	27	BETTIS	1:28.586	15	SVENSEN	44.437	6	21	FINNIS	2:13.226	2:13.226	0.000
7	21	FINNIS	1:28.695	21	FINNIS	44.531	7	27	BETTIS	2:13.414	2:13.414	0.000
8	115	MAHER	1:28.877	9	BEDFORD	44.552	8	9	BEDFORD	2:13.494	2:13.494	0.000
9	9	BEDFORD	1:28.942	74	BLACK	44.809	9	115	MAHER	2:13.736	2:13.829	0.093
10	15	SVENSEN	1:29.747	27	BETTIS	44.828	10	15	SVENSEN	2:14.184	2:14.184	0.000
11	74	BLACK	1:30.033	115	MAHER	44.859	11	74	BLACK	2:14.842	2:15.263	0.421
12	293	SMITH	1:32.394	34	JOHNSON	45.655	12	3	ARBON	2:18.585	2:18.585	0.000
13	3	ARBON	1:32.406	3	ARBON	46.179	13	34	JOHNSON	2:18.647	2:19.539	0.892
14	333	LINDEMANN	1:32.767	127	CHAM	46.486	14	293	SMITH	2:19.160	2:19.160	0.000
15	34	JOHNSON	1:32.992	293	SMITH	46.766	15	127	CHAM	2:20.451	2:21.152	0.701
16	47	BOHANAN	1:33.332	47	BOHANAN	47.144	16	47	BOHANAN	2:20.476	2:20.599	0.123
17	127	CHAM	1:33.965	111	BATE	47.409	17	158	BRENNAN	2:21.601	2:21.601	0.000
18	158	BRENNAN	1:34.136	158	BRENNAN	47.465	18	40	WILKINSON	2:21.804	2:21.804	0.000
19	40	WILKINSON	1:34.161	40	WILKINSON	47.643	19	111	BATE	2:22.647	2:22.647	0.000
20	111	BATE	1:35.238	69	GRIFFITHS	48.029	20	281	FARLEY	2:23.968	2:23.968	0.000
21	281	FARLEY	1:35.842	766	ROSE	48.065	21	69	GRIFFITHS	2:24.376	2:24.376	0.000
22	69	GRIFFITHS	1:36.347	281	FARLEY	48.126	22	766	ROSE	2:24.481	2:24.481	0.000
23	766	ROSE	1:36.416	51	DURANT	50.775	23	51	DURANT	2:29.965	2:29.965	0.000
24	51	DURANT	1:39.190	8	ALBON	56.618	24	8	ALBON	2:44.976	2:45.642	0.666
25	8	ALBON	1:48.358				25	33	COSTIN		2:13.355	
26							26	333	LINDEMANN			
27												

# BMCRC - MRO Championships 2024 - Rnd 3 @ Snetterton 300

## MRO Minitwins

### QUALIFYING - STATISTICS

Competitors Started	27
Planned Start	2024-05-04 @ 10:31:00.000
Actual Start	2024-05-04 @ 10:57:32.254
Finish Time	2024-05-04 @ 11:16:12.987
Track Length	2.9689mi.
Total Laps	123
Total Distance Covered	365.1761mi.

### Session Fastest Lap History

NO	NAME	LAP TIME	TIME OF DAY	LAP	VEHICLE
33	Steve COSTIN	12:41.107	11:10:26.280	1	Suzuki SV650
22	Darren DOWDS	2:05.965	11:11:30.011	3	Suzuki SV650
22	Darren DOWDS	2:05.722	11:13:35.734	4	Suzuki SV650

### Flag History

TYPE	TIME OF DAY
GREEN	10:57:32.254
RED	10:59:31.639
GREEN	11:07:12.800
FINISH	11:16:12.987

### Flag Statistics

TYPE	COUNT	TOTAL LAPS	TOTAL TIME
Green	2	6	13:22.828
Red	1	0	7:41.161
Safety Car	0	0	0.000
FCY	0	0	0.000

# BMCRC - MRO Championships 2024 - Rnd 3 @ Snetterton 300

## MRO Minitwins

### RACE 8 - GRID (5 Laps)

ROW 9	27	67	Simon HARVEY	2:45.642	26	333	David LINDEMANN	25	8	Stuart ALBON		
ROW 8	24	51	Andrew DURANT	2:29.965	23	766	Gareth ROSE	2:24.481	22	69	Jack GRIFFITHS	2:24.376
ROW 7	21	281	Daniel FARLEY	2:23.968	20	111	Freddie BATE	2:22.647	19	40	Simon WILKINSON	2:21.804
ROW 6	18	158	Danny BRENNAN	2:21.601	17	127	Matthew CHAM	2:21.152	16	47	Tristan BOHANAN	2:20.599
ROW 5	15	34	Andrew JOHNSON	2:19.539	14	293	Leigh SMITH	2:19.160	13	3	Oliver ARBON	2:18.585
ROW 4	12	74	Daniel BLACK	2:15.263	11	15	James SVENSEN	2:14.184	10	115	Brian MAHER	2:13.829
ROW 3	9	9	Thomas BEDFORD	2:13.494	8	27	Jack BETTIS	2:13.414	7	33	Steve COSTIN	2:13.355
ROW 2	6	21	Toby FINNIS	2:13.226	5	19	Kevin LILLEY	2:11.234	4	81	Malvern MAY	2:11.151
ROW 1	3	66	Mitch DUCRAN	2:09.142	2	1	David TWYFORD	2:06.655	1	22	Darren DOWDS	2:05.722
<b>Pole</b>												

These results are provisional until the conclusion of any judicial and technical matters.

Snetterton 300: 2.9689 miles

Clerk Of Course:	Stewards:	Timekeeper:	<i>Craig Smith</i>	
------------------	-----------	-------------	--------------------	---

Results can be found at [www.tsl-timing.com](http://www.tsl-timing.com)

Printed - 11:24 Saturday, 04 May 2024





# BMCRC - MRO Championships 2024 - Rnd 3 @ Snetterton 300

## MRO Minitwins

### RACE 8 - CLASSIFICATION

Race Distance: 4 Laps / 11.87 miles

POS	NO	NAME	ENTRY	LAPS	TIME	GAP	DIFF	MPH	BEST	ON	GRD	↑↓
1	22	Darren DOWDS	Suzuki SV650 - sublime dsg Ltd	4	8:26.692			84.37	2:05.170	4	1	0
2	1	David TWYFORD	Suzuki SV650 - IMP Racing, MHP, Chris Cowan	4	8:26.754	0.062	0.062	84.36	2:05.030	4	2	0
3	66	Mitch DUCRAN	Suzuki SV650 - JP Haulage	4	8:36.232	9.540	9.478	82.81	2:07.825	4	3	0
4	19	Kevin LILLEY	Suzuki SV650 - Trafalgar Cleaning Eqpt. / Steve Jordan Mot	4	8:36.595	9.903	0.363	82.75	2:07.603	2	5	1
5	21	Toby FINNIS	Suzuki SV650 - Crawfords/ Tey Farm Systems/ Harlow Ag	4	8:51.029	24.337	14.434	80.50	2:10.858	4	6	1
6	27	Jack BETTIS	Suzuki SV650 - NB Toolmaking	4	8:51.252	24.560	0.223	80.47	2:11.131	4	8	2
7	33	Steve COSTIN	Suzuki SV650 - Sublime Designs / T.M Services/ ATP Motors	4	8:53.905	27.213	2.653	80.07	2:11.756	4	7	0
8	333	David LINDEMANN	Suzuki SV650 - Giraffe Decorators	4	8:54.084	27.392	0.179	80.04	2:11.045	3	26	18
9	3	Oliver ARBON	Suzuki SV650 - TT Plumbing & Heating	4	8:56.643	29.951	2.559	79.66	2:11.616	4	13	4
10	115	Brian MAHER	Suzuki SV650 - Spraytech /Espresso Solutions	4	8:57.365	30.673	0.722	79.55	2:11.554	3	10	0
11	9	Thomas BEDFORD	Suzuki SV650 - AWO Recycling Ltd	4	8:58.291	31.599	0.926	79.42	2:11.851	4	9	-2
12	293	Leigh SMITH	Suzuki SV650 - Smiths Mechanical Support Ltd, Lamonde A	4	8:59.929	33.237	1.638	79.18	2:12.523	4	14	2
13	15	James SVENSEN	Suzuki SV650 - Team TSR - HCL - RG Racing	4	9:01.519	34.827	1.590	78.94	2:13.629	4	11	-2
14	74	Daniel BLACK	Suzuki SV650 - DAD	4	9:11.580	44.888	10.061	77.50	2:15.217	3	12	-2
15	34	Andrew JOHNSON	Suzuki SV650 - Rose & Charlie Racing	4	9:11.645	44.953	0.065	77.49	2:15.096	4	15	0
16	127	Matthew CHAM	Ducati MONSTER 796 -	4	9:18.584	51.892	6.939	76.53	2:18.038	3	17	1
17	111	Freddie BATE	Suzuki SV650 - hartjay	4	9:19.008	52.316	0.424	76.47	2:16.365	3	20	3
18	47	Tristan BOHANAN	Suzuki SV650 -	4	9:19.600	52.908	0.592	76.39	2:17.454	3	16	-2
19	40	Simon WILKINSON	Suzuki SV650 -	4	9:19.901	53.209	0.301	76.35	2:17.129	3	19	0
20	281	Daniel FARLEY	Suzuki SV650 - F-Tech Fire & Electrical Ltd	4	9:31.209	1:04.517	11.308	74.84	2:18.988	3	21	1
21	158	Danny BRENNAN	Suzuki SV650 -	4	9:32.198	1:05.506	0.989	74.71	2:19.675	3	18	-3
22	766	Gareth ROSE	Suzuki SV650 -	4	9:34.078	1:07.386	1.880	74.47	2:20.374	4	23	1
23	51	Andrew DURANT	Suzuki SV650 -	3	7:26.527	1 Lap	1 Lap	71.80	2:25.308	2	24	1
24	8	Stuart ALBON	Suzuki SV650 - Winter Sun Skydiving	3	8:01.160	1 Lap	34.633	66.63	2:37.197	2	25	1
NOT CLASSIFIED												
DNF	81	Malvern MAY	Suzuki SV650 - IMP racing	4	8:52.056	25.364	0.000	80.35	2:11.049	4	4	
DNF	67	Simon HARVEY	Suzuki SV650 - Retirement Fund Racing	4	9:27.759	1:01.067	35.703	75.30	2:18.364	2	27	
DNF	69	Jack GRIFFITHS	Suzuki SV650 - Joe's Carpets/ATP Racing	4	9:31.553	1:04.861	3.794	74.80	2:19.872	3	22	

#### FASTEST LAP

1	David TWYFORD	Suzuki SV650 - IMP Racing, MHP, Chris Cowan	4	2:05.030	85.48 mph	137.57 kph
---	---------------	---	---	----------	-----------	------------

#### Comments:

92.5% of Race Speed = 78.04 mph

Red Flag (end of session): 15:08

Weather / Track : Cloudy / Dry

These results are provisional until the conclusion of any judicial and technical matters.

Date: 04/05/2024 Start: 14:58 Finish: 15:05

Snetterton 300: 2.9689 miles

Clerk Of Course:	Stewards:	Timekeeper:	<i>Craig Smith</i>	
------------------	-----------	-------------	--------------------	---

Results can be found at [www.tsl-timing.com](http://www.tsl-timing.com)

Printed - 15:17 Saturday, 04 May 2024



# BMCRC - MRO Championships 2024 - Rnd 3 @ Snetterton 300

## MRO Minitwins

### RACE 8 - LAP CHART

LAP 1 @ 15:00:35.946			LAP 2 @ 15:02:41.245			LAP 3 @ 15:04:46.730			LAP 4 @ 15:06:51.900		
NO	BEHIND	LAP TIME	NO	BEHIND	LAP TIME	NO	BEHIND	LAP TIME	NO	BEHIND	LAP TIME
22		2:10.738	22		2:05.299	22		2:05.485	22		2:05.170
1	0.053	2:10.791	1	0.265	2:05.511	1	0.202	2:05.422	1	0.062	2:05.030
66	1.588	2:12.326	66	4.401	2:08.112	66	6.885	2:07.969	66	9.540	2:07.825
19	2.374	2:13.112	19	4.678	2:07.603	19	7.367	2:08.174	19	9.903	2:07.706
21	6.458	2:17.196	21	12.848	2:11.689	27	18.599	2:11.151	21	24.337	2:10.858
33	6.508	2:17.246	27	12.933	2:11.467	21	18.649	2:11.286	27	24.560	2:11.131
27	6.765	2:17.503	33	13.662	2:12.453	81	19.485	2:11.296	81	25.364	2:11.049
81	7.182	2:17.920	81	13.674	2:11.791	33	20.627	2:12.450	33	27.213	2:11.756
3	8.778	2:19.516	333	15.172	2:11.300	333	20.732	2:11.045	333	27.392	2:11.830
333	9.171	2:19.909	3	17.063	2:13.584	3	23.505	2:11.927	3	29.951	2:11.616
15	9.232	2:19.970	15	17.662	2:13.729	115	23.884	2:11.554	115	30.673	2:11.959
293	9.976	2:20.714	115	17.815	2:12.847	9	24.918	2:11.873	9	31.599	2:11.851
115	10.267	2:21.005	9	18.530	2:13.211	293	25.884	2:12.629	293	33.237	2:12.523
9	10.618	2:21.356	293	18.740	2:14.063	15	26.368	2:14.191	15	34.827	2:13.629
34	12.543	2:23.281	74	23.823	2:15.787	74	33.555	2:15.217	74	44.888	2:16.503
127	13.087	2:23.825	34	24.376	2:17.132	34	35.027	2:16.136	34	44.953	2:15.096
74	13.335	2:24.073	127	26.234	2:18.446	47	38.731	2:17.454	127	51.892	2:18.275
47	14.334	2:25.072	47	26.762	2:17.727	127	38.787	2:18.038	111	52.316	2:17.330
111	14.843	2:25.581	40	27.964	2:17.205	40	39.608	2:17.129	47	52.908	2:19.347
40	16.058	2:26.796	111	29.276	2:19.732	111	40.156	2:16.365	40	53.209	2:18.771
67	17.248	2:27.986	67	30.313	2:18.364	67	46.081	2:21.253	67	1:01.067	2:20.156
69	19.370	2:30.108	69	34.750	2:20.679	281	48.633	2:18.988	281	1:04.517	2:21.054
281	19.439	2:30.177	281	35.130	2:20.990	69	49.137	2:19.872	69	1:04.861	2:20.894
158	20.131	2:30.869	158	35.521	2:20.689	158	49.711	2:19.675	158	1:05.506	2:20.965
766	20.359	2:31.097	766	36.364	2:21.304	766	52.182	2:21.303	766	1:07.386	2:20.374
51	22.922	2:33.660	51	42.931	2:25.308	51	1:05.005	2:27.559			
8	32.431	2:43.169	8	1:04.329	2:37.197	8	1:39.638	2:40.794			

# BMCRC - MRO Championships 2024 - Rnd 3 @ Snetterton 300

## MRO Minitwins

### RACE 8 - POSITION CHART

No	Name	Lap Pos	Lap			
			1	2	3	4
22	DOWDS	1	22	22	22	22
1	TWYFORD	2	1	1	1	1
66	DUCRAN	3	66	66	66	66
81	MAY	4	19	19	19	19
19	LILLEY	5	21	21	27	21
21	FINNIS	6	33	27	21	27
33	COSTIN	7	27	33	81	81
27	BETTIS	8	81	81	33	33
9	BEDFORD	9	3	333	333	333
115	MAHER	10	333	3	3	3
15	SVENSEN	11	15	15	115	115
74	BLACK	12	293	115	9	9
3	ARBON	13	115	9	293	293
293	SMITH	14	9	293	15	15
34	JOHNSON	15	34	74	74	74
47	BOHANAN	16	127	34	34	34
127	CHAM	17	74	127	47	127
158	BRENNAN	18	47	47	127	111
40	WILKINSON	19	111	40	40	47
111	BATE	20	40	111	111	40
281	FARLEY	21	67	67	67	67
69	GRIFFITHS	22	69	69	281	281
766	ROSE	23	281	281	69	69
51	DURANT	24	158	158	158	158
8	ALBON	25	766	766	766	766
333	LINDEMANN	26	51	51	51	
67	HARVEY	27	8	8	8	

# BMCRC - MRO Championships 2024 - Rnd 3 @ Snetterton 300

## MRO Minitwins

### RACE 8 - SECTOR ANALYSIS



SECTOR 1 = FL to I1, SECTOR 2 = I1 to FL, DIFF = Difference To Personal Best Lap, P = Crossed Finish Line in Pit Lane, D = Time Disallowed

P1 22		Darren DOWDS		Suzuki SV650 - sublime dsg Ltd		
IDEAL LAP TIME : 2:05.170		BEST LAP TIME : 2:05.170		DIFFERENCE : 0.000		
LAP	SECTOR 1	SECTOR 2	LAP TIME	MPH	DIFF	TIME OF DAY
1 -		41.892	2:10.738	81.75	5.568	15:00:35.946
2 -	1:23.590	41.709	2:05.299 (2)	85.30	0.129	15:02:41.245
3 -	1:23.819	41.666	2:05.485 (3)	85.17	0.315	15:04:46.730
4 -	<b>1:23.538</b>	<b>41.632</b>	<b>2:05.170 (1)</b>	<b>85.38</b>		<b>15:06:51.900</b>

P2 1		David TWYFORD		Suzuki SV650 - IMP Racing, MHP, Chris Cowan		
IDEAL LAP TIME : 2:05.030		BEST LAP TIME : 2:05.030		DIFFERENCE : 0.000		
LAP	SECTOR 1	SECTOR 2	LAP TIME	MPH	DIFF	TIME OF DAY
1 -		41.846	2:10.791	81.71	5.761	15:00:35.999
2 -	1:23.670	41.841	2:05.511 (3)	85.15	0.481	15:02:41.510
3 -	1:23.548	41.874	2:05.422 (2)	85.21	0.392	15:04:46.932
4 -	<b>1:23.468</b>	<b>41.562</b>	<b>2:05.030 (1)</b>	<b>85.48</b>		<b>15:06:51.962</b>

P3 66		Mitch DUCRAN		Suzuki SV650 - JP Haulage		
IDEAL LAP TIME : 2:07.427		BEST LAP TIME : 2:07.825		DIFFERENCE : 0.398		
LAP	SECTOR 1	SECTOR 2	LAP TIME	MPH	DIFF	TIME OF DAY
1 -		<b>42.143</b>	2:12.326	80.77	4.501	15:00:37.534
2 -	1:25.479	42.633	2:08.112 (3)	83.42	0.287	15:02:45.646
3 -	1:25.438	42.531	2:07.969 (2)	83.52	0.144	15:04:53.615
4 -	<b>1:25.284</b>	42.541	<b>2:07.825 (1)</b>	<b>83.61</b>		<b>15:07:01.440</b>

P4 19		Kevin LILLEY		Suzuki SV650 - Trafalgar Cleaning Eqpt. / Steve Jordan Motorcy		
IDEAL LAP TIME : 2:07.583		BEST LAP TIME : 2:07.603		DIFFERENCE : 0.020		
LAP	SECTOR 1	SECTOR 2	LAP TIME	MPH	DIFF	TIME OF DAY
1 -		42.754	2:13.112	80.29	5.509	15:00:38.320
2 -	<b>1:25.039</b>	42.564	<b>2:07.603 (1)</b>	<b>83.76</b>		<b>15:02:45.923</b>
3 -	1:25.268	42.906	2:08.174 (3)	83.38	0.571	15:04:54.097
4 -	1:25.162	<b>42.544</b>	2:07.706 (2)	83.69	0.103	15:07:01.803

P5 21		Toby FINNIS		Suzuki SV650 - Crawfords/ Tey Farm Systems/ Harlow Ag		
IDEAL LAP TIME : 2:10.682		BEST LAP TIME : 2:10.858		DIFFERENCE : 0.176		
LAP	SECTOR 1	SECTOR 2	LAP TIME	MPH	DIFF	TIME OF DAY
1 -		44.127	2:17.196	77.90	6.338	15:00:42.404
2 -	1:27.474	44.215	2:11.689 (3)	81.16	0.831	15:02:54.093
3 -	1:27.712	<b>43.574</b>	2:11.286 (2)	81.41	0.428	15:05:05.379
4 -	<b>1:27.108</b>	43.750	<b>2:10.858 (1)</b>	<b>81.67</b>		<b>15:07:16.237</b>

P6 27		Jack BETTIS		Suzuki SV650 - NB Toolmaking		
IDEAL LAP TIME : 2:10.557		BEST LAP TIME : 2:11.131		DIFFERENCE : 0.574		
LAP	SECTOR 1	SECTOR 2	LAP TIME	MPH	DIFF	TIME OF DAY
1 -		<b>43.400</b>	2:17.503	77.72	6.372	15:00:42.711
2 -	<b>1:27.157</b>	44.310	2:11.467 (3)	81.29	0.336	15:02:54.178
3 -	1:27.256	43.895	2:11.151 (2)	81.49	0.020	15:05:05.329
4 -	1:27.160	43.971	<b>2:11.131 (1)</b>	<b>81.50</b>		<b>15:07:16.460</b>

P7 33		Steve COSTIN		Suzuki SV650 - Sublime Designs / T.M Services/ ATP Motorspor		
IDEAL LAP TIME : 2:11.756		BEST LAP TIME : 2:11.756		DIFFERENCE : 0.000		
LAP	SECTOR 1	SECTOR 2	LAP TIME	MPH	DIFF	TIME OF DAY
1 -		44.440	2:17.246	77.87	5.490	15:00:42.454
2 -	1:27.864	44.589	2:12.453 (3)	80.69	0.697	15:02:54.907
3 -	1:28.076	44.374	2:12.450 (2)	80.69	0.694	15:05:07.357
4 -	<b>1:27.670</b>	<b>44.086</b>	<b>2:11.756 (1)</b>	<b>81.12</b>		<b>15:07:19.113</b>

# BMCRC - MRO Championships 2024 - Rnd 3 @ Snetterton 300

## MRO Minitwins

### RACE 8 - SECTOR ANALYSIS



SECTOR 1 = FL to I1, SECTOR 2 = I1 to FL, DIFF = Difference To Personal Best Lap, P = Crossed Finish Line in Pit Lane, D = Time Disallowed

<b>P8 333</b>		<b>David LINDEMANN</b>		Suzuki SV650 - Giraffe Decorators		
IDEAL LAP TIME : 2:10.922		BEST LAP TIME : 2:11.045		DIFFERENCE : 0.123		
LAP	SECTOR 1	SECTOR 2	LAP TIME	MPH	DIFF	TIME OF DAY
1 -		43.939	2:19.909	76.39	8.864	15:00:45.117
2 -	1:27.493	<b>43.807</b>	2:11.300 (2)	81.40	0.255	15:02:56.417
3 -	<b>1:27.115</b>	43.930	<b>2:11.045 (1)</b>	<b>81.56</b>		<b>15:05:07.462</b>
4 -	1:27.956	43.874	2:11.830 (3)	81.07	0.785	15:07:19.292

<b>P9 3</b>		<b>Oliver ARBON</b>		Suzuki SV650 - TT Plumbing & Heating		
IDEAL LAP TIME : 2:11.616		BEST LAP TIME : 2:11.616		DIFFERENCE : 0.000		
LAP	SECTOR 1	SECTOR 2	LAP TIME	MPH	DIFF	TIME OF DAY
1 -		44.576	2:19.516	76.60	7.900	15:00:44.724
2 -	1:29.421	44.163	2:13.584 (3)	80.01	1.968	15:02:58.308
3 -	1:27.815	44.112	2:11.927 (2)	81.01	0.311	15:05:10.235
4 -	<b>1:27.678</b>	<b>43.938</b>	<b>2:11.616 (1)</b>	<b>81.20</b>		<b>15:07:21.851</b>

<b>P10 115</b>		<b>Brian MAHER</b>		Suzuki SV650 - Spraytech /Espresso Solutions		
IDEAL LAP TIME : 2:11.554		BEST LAP TIME : 2:11.554		DIFFERENCE : 0.000		
LAP	SECTOR 1	SECTOR 2	LAP TIME	MPH	DIFF	TIME OF DAY
1 -		44.674	2:21.005	75.79	9.451	15:00:46.213
2 -	1:28.439	44.408	2:12.847 (3)	80.45	1.293	15:02:59.060
3 -	<b>1:27.771</b>	<b>43.783</b>	<b>2:11.554 (1)</b>	<b>81.24</b>		<b>15:05:10.614</b>
4 -	1:27.812	44.147	2:11.959 (2)	80.99	0.405	15:07:22.573

<b>P11 9</b>		<b>Thomas BEDFORD</b>		Suzuki SV650 - AWO Recycling Ltd		
IDEAL LAP TIME : 2:11.646		BEST LAP TIME : 2:11.851		DIFFERENCE : 0.205		
LAP	SECTOR 1	SECTOR 2	LAP TIME	MPH	DIFF	TIME OF DAY
1 -		44.982	2:21.356	75.61	9.505	15:00:46.564
2 -	1:28.311	44.900	2:13.211 (3)	80.23	1.360	15:02:59.775
3 -	<b>1:27.554</b>	44.319	2:11.873 (2)	81.04	0.022	15:05:11.648
4 -	1:27.759	<b>44.092</b>	<b>2:11.851 (1)</b>	<b>81.06</b>		<b>15:07:23.499</b>

<b>P12 293</b>		<b>Leigh SMITH</b>		Suzuki SV650 - Smiths Mechanical Support Ltd, Lamonde Autor		
IDEAL LAP TIME : 2:12.339		BEST LAP TIME : 2:12.523		DIFFERENCE : 0.184		
LAP	SECTOR 1	SECTOR 2	LAP TIME	MPH	DIFF	TIME OF DAY
1 -		44.645	2:20.714	75.95	8.191	15:00:45.922
2 -	1:29.710	44.353	2:14.063 (3)	79.72	1.540	15:02:59.985
3 -	1:28.438	<b>44.191</b>	2:12.629 (2)	80.58	0.106	15:05:12.614
4 -	<b>1:28.148</b>	44.375	<b>2:12.523 (1)</b>	<b>80.65</b>		<b>15:07:25.137</b>

<b>P13 15</b>		<b>James SVENSEN</b>		Suzuki SV650 - Team TSR - HCL - RG Racing		
IDEAL LAP TIME : 2:13.478		BEST LAP TIME : 2:13.629		DIFFERENCE : 0.151		
LAP	SECTOR 1	SECTOR 2	LAP TIME	MPH	DIFF	TIME OF DAY
1 -		<b>44.192</b>	2:19.970	76.35	6.341	15:00:45.178
2 -	1:29.465	44.264	2:13.729 (2)	79.92	0.100	15:02:58.907
3 -	1:29.605	44.586	2:14.191 (3)	79.64	0.562	15:05:13.098
4 -	<b>1:29.286</b>	44.343	<b>2:13.629 (1)</b>	<b>79.98</b>		<b>15:07:26.727</b>

<b>P14 74</b>		<b>Daniel BLACK</b>		Suzuki SV650 - DAD		
IDEAL LAP TIME : 2:15.084		BEST LAP TIME : 2:15.217		DIFFERENCE : 0.133		
LAP	SECTOR 1	SECTOR 2	LAP TIME	MPH	DIFF	TIME OF DAY
1 -		45.148	2:24.073	74.18	8.856	15:00:49.281
2 -	1:31.037	<b>44.750</b>	2:15.787 (2)	78.71	0.570	15:03:05.068
3 -	<b>1:30.334</b>	44.883	<b>2:15.217 (1)</b>	<b>79.04</b>		<b>15:05:20.285</b>
4 -	1:31.033	45.470	2:16.503 (3)	78.29	1.286	15:07:36.788

# BMCRC - MRO Championships 2024 - Rnd 3 @ Snetterton 300

## MRO Minitwins

### RACE 8 - SECTOR ANALYSIS



SECTOR 1 = FL to I1, SECTOR 2 = I1 to FL, DIFF = Difference To Personal Best Lap, P = Crossed Finish Line in Pit Lane, D = Time Disallowed

P15 34		Andrew JOHNSON		Suzuki SV650 - Rose & Charlie Racing		
IDEAL LAP TIME : 2:14.805		BEST LAP TIME : 2:15.096		DIFFERENCE : 0.291		
LAP	SECTOR 1	SECTOR 2	LAP TIME	MPH	DIFF	TIME OF DAY
1 -		<b>44.740</b>	2:23.281	74.59	8.185	15:00:48.489
2 -	1:32.283	44.849	2:17.132 (3)	77.94	2.036	15:03:05.621
3 -	1:30.896	45.240	2:16.136 (2)	78.51	1.040	15:05:21.757
4 -	<b>1:30.065</b>	45.031	<b>2:15.096 (1)</b>	<b>79.11</b>		<b>15:07:36.853</b>

P16 127		Matthew CHAM		Ducati MONSTER 796 -		
IDEAL LAP TIME : 2:17.233		BEST LAP TIME : 2:18.038		DIFFERENCE : 0.805		
LAP	SECTOR 1	SECTOR 2	LAP TIME	MPH	DIFF	TIME OF DAY
1 -		<b>45.103</b>	2:23.825	74.31	5.787	15:00:49.033
2 -	1:32.887	45.559	2:18.446 (3)	77.20	0.408	15:03:07.479
3 -	<b>1:32.130</b>	45.908	<b>2:18.038 (1)</b>	<b>77.42</b>		<b>15:05:25.517</b>
4 -	1:32.536	45.739	2:18.275 (2)	77.29	0.237	15:07:43.792

P17 111		Freddie BATE		Suzuki SV650 - hartjay		
IDEAL LAP TIME : 2:16.291		BEST LAP TIME : 2:16.365		DIFFERENCE : 0.074		
LAP	SECTOR 1	SECTOR 2	LAP TIME	MPH	DIFF	TIME OF DAY
1 -		45.999	2:25.581	73.41	9.216	15:00:50.789
2 -	1:33.408	46.324	2:19.732 (3)	76.48	3.367	15:03:10.521
3 -	<b>1:30.390</b>	45.975	<b>2:16.365 (1)</b>	<b>78.37</b>		<b>15:05:26.886</b>
4 -	1:31.429	<b>45.901</b>	2:17.330 (2)	77.82	0.965	15:07:44.216

P18 47		Tristan BOHANAN		Suzuki SV650 -		
IDEAL LAP TIME : 2:17.033		BEST LAP TIME : 2:17.454		DIFFERENCE : 0.421		
LAP	SECTOR 1	SECTOR 2	LAP TIME	MPH	DIFF	TIME OF DAY
1 -		45.892	2:25.072	73.67	7.618	15:00:50.280
2 -	1:31.846	<b>45.881</b>	2:17.727 (2)	77.60	0.273	15:03:08.007
3 -	<b>1:31.152</b>	46.302	<b>2:17.454 (1)</b>	<b>77.75</b>		<b>15:05:25.461</b>
4 -	1:32.992	46.355	2:19.347 (3)	76.70	1.893	15:07:44.808

P19 40		Simon WILKINSON		Suzuki SV650 -		
IDEAL LAP TIME : 2:17.023		BEST LAP TIME : 2:17.129		DIFFERENCE : 0.106		
LAP	SECTOR 1	SECTOR 2	LAP TIME	MPH	DIFF	TIME OF DAY
1 -		46.444	2:26.796	72.80	9.667	15:00:52.004
2 -	1:31.368	<b>45.837</b>	2:17.205 (2)	77.89	0.076	15:03:09.209
3 -	<b>1:31.186</b>	45.943	<b>2:17.129 (1)</b>	<b>77.94</b>		<b>15:05:26.338</b>
4 -	1:32.543	46.228	2:18.771 (3)	77.01	1.642	15:07:45.109

P20 281		Daniel FARLEY		Suzuki SV650 - F-Tech Fire & Electrical Ltd		
IDEAL LAP TIME : 2:18.988		BEST LAP TIME : 2:18.988		DIFFERENCE : 0.000		
LAP	SECTOR 1	SECTOR 2	LAP TIME	MPH	DIFF	TIME OF DAY
1 -		47.242	2:30.177	71.16	11.189	15:00:55.385
2 -	1:33.831	47.159	2:20.990 (2)	75.80	2.002	15:03:16.375
3 -	<b>1:32.445</b>	<b>46.543</b>	<b>2:18.988 (1)</b>	<b>76.89</b>		<b>15:05:35.363</b>
4 -	1:34.266	46.788	2:21.054 (3)	75.77	2.066	15:07:56.417

P21 158		Danny BRENNAN		Suzuki SV650 -		
IDEAL LAP TIME : 2:19.221		BEST LAP TIME : 2:19.675		DIFFERENCE : 0.454		
LAP	SECTOR 1	SECTOR 2	LAP TIME	MPH	DIFF	TIME OF DAY
1 -		47.400	2:30.869	70.84	11.194	15:00:56.077
2 -	1:33.983	<b>46.706</b>	2:20.689 (2)	75.96	1.014	15:03:16.766
3 -	<b>1:32.515</b>	47.160	<b>2:19.675 (1)</b>	<b>76.52</b>		<b>15:05:36.441</b>
4 -	1:34.043	46.922	2:20.965 (3)	75.82	1.290	15:07:57.406

# BMCRC - MRO Championships 2024 - Rnd 3 @ Snetterton 300

## MRO Minitwins

### RACE 8 - SECTOR ANALYSIS



SECTOR 1 = FL to I1, SECTOR 2 = I1 to FL, DIFF = Difference To Personal Best Lap, P = Crossed Finish Line in Pit Lane, D = Time Disallowed

P22 766		Gareth ROSE		Suzuki SV650 -		
IDEAL LAP TIME : 2:20.374		BEST LAP TIME : 2:20.374		DIFFERENCE : 0.000		
LAP	SECTOR 1	SECTOR 2	LAP TIME	MPH	DIFF	TIME OF DAY
1 -		47.791	2:31.097	70.73	10.723	15:00:56.305
2 -	1:33.833	47.471	2:21.304 (3)	75.63	0.930	15:03:17.609
3 -	1:33.731	47.572	2:21.303 (2)	75.63	0.929	15:05:38.912
4 -	<b>1:32.998</b>	<b>47.376</b>	<b>2:20.374 (1)</b>	<b>76.14</b>		<b>15:07:59.286</b>

P23 51		Andrew DURANT		Suzuki SV650 -		
IDEAL LAP TIME : 2:24.966		BEST LAP TIME : 2:25.308		DIFFERENCE : 0.342		
LAP	SECTOR 1	SECTOR 2	LAP TIME	MPH	DIFF	TIME OF DAY
1 -		<b>48.637</b>	2:33.660	69.55	8.352	15:00:58.868
2 -	<b>1:36.329</b>	48.979	<b>2:25.308 (1)</b>	<b>73.55</b>		<b>15:03:24.176</b>
3 -	1:37.927	49.632	2:27.559 (2)	72.43	2.251	15:05:51.735

P24 8		Stuart ALBON		Suzuki SV650 - Winter Sun Skydiving		
IDEAL LAP TIME : 2:37.197		BEST LAP TIME : 2:37.197		DIFFERENCE : 0.000		
LAP	SECTOR 1	SECTOR 2	LAP TIME	MPH	DIFF	TIME OF DAY
1 -		53.285	2:43.169	65.50	5.972	15:01:08.377
2 -	<b>1:44.083</b>	<b>53.114</b>	<b>2:37.197 (1)</b>	<b>67.99</b>		<b>15:03:45.574</b>
3 -	1:47.065	53.729	2:40.794 (2)	66.47	3.597	15:06:26.368

P25 81		Malvern MAY		Suzuki SV650 - IMP racing		
IDEAL LAP TIME : 2:10.468		BEST LAP TIME : 2:11.049		DIFFERENCE : 0.581		
LAP	SECTOR 1	SECTOR 2	LAP TIME	MPH	DIFF	TIME OF DAY
1 -		43.659	2:17.920	77.49	6.871	15:00:43.128
2 -	1:28.518	<b>43.273</b>	2:11.791 (3)	81.09	0.742	15:02:54.919
3 -	<b>1:27.195</b>	44.101	2:11.296 (2)	81.40	0.247	15:05:06.215
4 -	1:27.350	43.699	<b>2:11.049 (1)</b>	<b>81.55</b>		<b>15:07:17.264</b>

P26 67		Simon HARVEY		Suzuki SV650 - Retirement Fund Racing		
IDEAL LAP TIME : 2:18.273		BEST LAP TIME : 2:18.364		DIFFERENCE : 0.091		
LAP	SECTOR 1	SECTOR 2	LAP TIME	MPH	DIFF	TIME OF DAY
1 -		<b>45.811</b>	2:27.986	72.22	9.622	15:00:53.194
2 -	<b>1:32.462</b>	45.902	<b>2:18.364 (1)</b>	<b>77.24</b>		<b>15:03:11.558</b>
3 -	1:33.642	47.611	2:21.253 (3)	75.66	2.889	15:05:32.811
4 -	1:33.862	46.294	2:20.156 (2)	76.25	1.792	15:07:52.967

P27 69		Jack GRIFFITHS		Suzuki SV650 - Joe's Carpets/ATP Racing		
IDEAL LAP TIME : 2:19.558		BEST LAP TIME : 2:19.872		DIFFERENCE : 0.314		
LAP	SECTOR 1	SECTOR 2	LAP TIME	MPH	DIFF	TIME OF DAY
1 -		47.498	2:30.108	71.20	10.236	15:00:55.316
2 -	1:33.826	46.853	2:20.679 (2)	75.97	0.807	15:03:15.995
3 -	<b>1:32.850</b>	47.022	<b>2:19.872 (1)</b>	<b>76.41</b>		<b>15:05:35.867</b>
4 -	1:34.186	<b>46.708</b>	2:20.894 (3)	75.85	1.022	15:07:56.761

# BMCRC - MRO Championships 2024 - Rnd 3 @ Snetterton 300

## MRO Minitwins

### RACE 8 - BEST SECTORS

SECTOR 1			SECTOR 2			IDEAL / BEST COMPARISON						
POS	NO	NAME	TIME	NO	NAME	TIME	POS	NO	NAME	IDEAL	BEST	DIFF
									<b>PERFECT LAP</b>	<b>2:05.030</b>		
1	1	TWYFORD	1:23.468	1	TWYFORD	41.562	1	1	TWYFORD	2:05.030	2:05.030	0.000
2	22	DOWDS	1:23.538	22	DOWDS	41.632	2	22	DOWDS	2:05.170	2:05.170	0.000
3	19	LILLEY	1:25.039	66	DUCRAN	42.143	3	66	DUCRAN	2:07.427	2:07.825	0.398
4	66	DUCRAN	1:25.284	19	LILLEY	42.544	4	19	LILLEY	2:07.583	2:07.603	0.020
5	21	FINNIS	1:27.108	81	MAY	43.273	5	81	MAY	2:10.468	2:11.049	0.581
6	333	LINDEMANN	1:27.115	27	BETTIS	43.400	6	27	BETTIS	2:10.557	2:11.131	0.574
7	27	BETTIS	1:27.157	21	FINNIS	43.574	7	21	FINNIS	2:10.682	2:10.858	0.176
8	81	MAY	1:27.195	115	MAHER	43.783	8	333	LINDEMANN	2:10.922	2:11.045	0.123
9	9	BEDFORD	1:27.554	333	LINDEMANN	43.807	9	115	MAHER	2:11.554	2:11.554	0.000
10	33	COSTIN	1:27.670	3	ARBON	43.938	10	3	ARBON	2:11.616	2:11.616	0.000
11	3	ARBON	1:27.678	33	COSTIN	44.086	11	9	BEDFORD	2:11.646	2:11.851	0.205
12	115	MAHER	1:27.771	9	BEDFORD	44.092	12	33	COSTIN	2:11.756	2:11.756	0.000
13	293	SMITH	1:28.148	293	SMITH	44.191	13	293	SMITH	2:12.339	2:12.523	0.184
14	15	SVENSEN	1:29.286	15	SVENSEN	44.192	14	15	SVENSEN	2:13.478	2:13.629	0.151
15	34	JOHNSON	1:30.065	34	JOHNSON	44.740	15	34	JOHNSON	2:14.805	2:15.096	0.291
16	74	BLACK	1:30.334	74	BLACK	44.750	16	74	BLACK	2:15.084	2:15.217	0.133
17	111	BATE	1:30.390	127	CHAM	45.103	17	111	BATE	2:16.291	2:16.365	0.074
18	47	BOHANAN	1:31.152	67	HARVEY	45.811	18	40	WILKINSON	2:17.023	2:17.129	0.106
19	40	WILKINSON	1:31.186	40	WILKINSON	45.837	19	47	BOHANAN	2:17.033	2:17.454	0.421
20	127	CHAM	1:32.130	47	BOHANAN	45.881	20	127	CHAM	2:17.233	2:18.038	0.805
21	281	FARLEY	1:32.445	111	BATE	45.901	21	67	HARVEY	2:18.273	2:18.364	0.091
22	67	HARVEY	1:32.462	281	FARLEY	46.543	22	281	FARLEY	2:18.988	2:18.988	0.000
23	158	BRENNAN	1:32.515	158	BRENNAN	46.706	23	158	BRENNAN	2:19.221	2:19.675	0.454
24	69	GRIFFITHS	1:32.850	69	GRIFFITHS	46.708	24	69	GRIFFITHS	2:19.558	2:19.872	0.314
25	766	ROSE	1:32.998	766	ROSE	47.376	25	766	ROSE	2:20.374	2:20.374	0.000
26	51	DURANT	1:36.329	51	DURANT	48.637	26	51	DURANT	2:24.966	2:25.308	0.342
27	8	ALBON	1:44.083	8	ALBON	53.114	27	8	ALBON	2:37.197	2:37.197	0.000



# BMCRC - MRO Championships 2024 - Rnd 3 @ Snetterton 300

## MRO Minitwins

### RACE 8 - STATISTICS

<b>Competitors Started</b>	27
<b>Planned Start</b>	2024-05-04 @ 14:55:00.000
<b>Actual Start</b>	2024-05-04 @ 14:58:25.207
<b>Finish Time</b>	2024-05-04 @ 15:05:51.734
<b>Track Length</b>	2.9689mi.
<b>Total Laps</b>	106
<b>Total Distance Covered</b>	314.7046mi.

### Session Fastest Lap History

NO	NAME	LAP TIME	TIME OF DAY	LAP	VEHICLE
22	Darren DOWDS	<b>2:05.299</b>	15:02:41.250	2	Suzuki SV650
22	Darren DOWDS	<b>2:05.170</b>	15:06:51.905	4	Suzuki SV650
1	David TWYFORD	<b>2:05.030</b>	15:06:51.962	4	Suzuki SV650

### Session Leader History

NO	NAME	FROM LAP	LAPS LED	DISTANCE	VEHICLE
22	Darren DOWDS	1	4	11.87 miles	Suzuki SV650

### Flag History

TYPE	TIME OF DAY
GREEN	14:58:25.207
FINISH	15:05:51.734

### Flag Statistics

TYPE	COUNT	TOTAL LAPS	TOTAL TIME
Green	1	4	11:05.856
Red	0	0	0.000
Safety Car	0	0	0.000
FCY	0	0	0.000

# BMCRC - MRO Championships 2024 - Rnd 3 @ Snetterton 300

## MRO Minitwins

### RACE 19 - GRID (5 Laps)

ROW 9	27	8	2:37.197	Stuart ALBON	26	51	2:25.308	Andrew DURANT	25	766	2:20.374	Gareth ROSE
ROW 8	24	69	2:19.872	Jack GRIFFITHS	23	158	2:19.675	Danny BRENNAN	22	281	2:18.988	Daniel FARLEY
ROW 7	21	67	2:18.364	Simon HARVEY	20	127	2:18.038	Matthew CHAM	19	47	2:17.454	Tristan BOHANAN
ROW 6	18	40	2:17.129	Simon WILKINSON	17	111	2:16.365	Freddie BATE	16	74	2:15.217	Daniel BLACK
ROW 5	15	34	2:15.096	Andrew JOHNSON	14	15	2:13.629	James SVENSEN	13	293	2:12.523	Leigh SMITH
ROW 4	12	9	2:11.851	Thomas BEDFORD	11	33	2:11.756	Steve COSTIN	10	3	2:11.616	Oliver ARBON
ROW 3	9	115	2:11.554	Brian MAHER	8	27	2:11.131	Jack BETTIS	7	81	2:11.049	Malvern MAY
ROW 2	6	333	2:11.045	David LINDEMANN	5	21	2:10.858	Toby FINNIS	4	66	2:07.825	Mitch DUCRAN
ROW 1	3	19	2:07.603	Kevin LILLEY	2	22	2:05.170	Darren DOWDS	1	1	2:05.030	David TWYFORD
<b>Pole</b>												

These results are provisional until the conclusion of any judicial and technical matters.

Snetterton 300: 2.9689 miles

Clerk Of Course:	Stewards:	Timekeeper:	<i>Craig Smith</i>	
------------------	-----------	-------------	--------------------	---

Results can be found at [www.tsl-timing.com](http://www.tsl-timing.com)

Printed - 15:17 Saturday, 04 May 2024



# BMCRC - MRO Championships 2024 - Rnd 3 @ Snetterton 300

## MRO Minitwins

### RACE 19 - CLASSIFICATION

Race Distance: 4 Laps / 11.87 miles

POS	NO	NAME	ENTRY	LAPS	TIME	GAP	DIFF	MPH	BEST	ON	GRD	↑↓
1	22	Darren DOWDS	Suzuki SV650 - sublime dsg Ltd	4	8:26.606			84.38	<b>2:04.962</b>	3	2	1
2	1	David TWYFORD	Suzuki SV650 - IMP Racing, MHP, Chris Cowan	4	8:26.643	<b>0.037</b>	0.037	84.38	<b>2:04.839</b>	3	1	-1
3	333	David LINDEMANN	Suzuki SV650 - Giraffe Decorators	4	8:32.803	<b>6.197</b>	6.160	83.36	<b>2:06.034</b>	4	6	3
4	66	Mitch DUCRAN	Suzuki SV650 - JP Haulage	4	8:33.077	<b>6.471</b>	0.274	83.32	<b>2:06.334</b>	2	4	0
5	19	Kevin LILLEY	Suzuki SV650 - Trafalgar Cleaning Eqpt. / Steve Jordan Mot	4	8:38.791	<b>12.185</b>	5.714	82.40	<b>2:07.657</b>	4	3	-2
6	21	Toby FINNIS	Suzuki SV650 - Crawfords/ Tey Farm Systems/ Harlow Ag	4	8:47.146	<b>20.540</b>	8.355	81.10	<b>2:10.084</b>	2	5	-1
7	33	Steve COSTIN	Suzuki SV650 - Sublime Designs / T.M Services/ ATP Motors	4	8:47.235	<b>20.629</b>	0.089	81.08	<b>2:09.783</b>	3	11	4
8	27	Jack BETTIS	Suzuki SV650 - NB Toolmaking	4	8:55.765	<b>29.159</b>	8.530	79.79	<b>2:12.125</b>	2	8	0
9	189	Sebastian BARAN	Suzuki SV650 -	4	8:58.488	<b>31.882</b>	2.723	79.39	<b>2:11.438</b>	4	28	19
10	115	Brian MAHER	Suzuki SV650 - Spraytech /Espresso Solutions	4	8:58.922	<b>32.316</b>	0.434	79.32	<b>2:11.080</b>	4	9	-1
11	3	Oliver ARBON	Suzuki SV650 - TT Plumbing & Heating	4	8:59.183	<b>32.577</b>	0.261	79.29	<b>2:12.323</b>	4	10	-1
12	9	Thomas BEDFORD	Suzuki SV650 - AWO Recycling Ltd	4	8:59.885	<b>33.279</b>	0.702	79.18	<b>2:12.959</b>	4	12	0
13	15	James SVENSEN	Suzuki SV650 - Team TSR - HCL - RG Racing	4	9:01.024	<b>34.418</b>	1.139	79.02	<b>2:12.504</b>	4	14	1
14	293	Leigh SMITH	Suzuki SV650 - Smiths Mechanical Support Ltd, Lamonde At	4	9:05.631	<b>39.025</b>	4.607	78.35	<b>2:12.407</b>	4	13	-1
15	34	Andrew JOHNSON	Suzuki SV650 - Rose & Charlie Racing	4	9:09.302	<b>42.696</b>	3.671	77.83	<b>2:15.061</b>	3	15	0
16	111	Freddie BATE	Suzuki SV650 - hartjay	4	9:10.463	<b>43.857</b>	1.161	77.66	<b>2:13.217</b>	4	17	1
17	74	Daniel BLACK	Suzuki SV650 - DAD	4	9:12.313	<b>45.707</b>	1.850	77.40	<b>2:15.600</b>	4	16	-1
18	127	Matthew CHAM	Ducati MONSTER 796 -	4	9:23.673	<b>57.067</b>	11.360	75.84	<b>2:18.288</b>	4	20	2
19	47	Tristan BOHANAN	Suzuki SV650 -	4	9:24.774	<b>58.168</b>	1.101	75.69	<b>2:18.624</b>	4	19	0
20	40	Simon WILKINSON	Suzuki SV650 -	4	9:26.666	<b>1:00.060</b>	1.892	75.44	<b>2:18.858</b>	3	18	-2
21	281	Daniel FARLEY	Suzuki SV650 - F-Tech Fire & Electrical Ltd	4	9:32.416	<b>1:05.810</b>	5.750	74.68	<b>2:20.108</b>	3	22	1
22	67	Simon HARVEY	Suzuki SV650 - Retirement Fund Racing	4	9:40.720	<b>1:14.114</b>	8.304	73.61	<b>2:22.404</b>	2	21	-1
23	766	Gareth ROSE	Suzuki SV650 -	4	9:40.909	<b>1:14.303</b>	0.189	73.59	<b>2:21.831</b>	3	25	2
24	158	Danny BRENNAN	Suzuki SV650 -	4	9:49.458	<b>1:22.852</b>	8.549	72.52	<b>2:24.003</b>	2	23	-1
25	51	Andrew DURANT	Suzuki SV650 -	4	9:58.474	<b>1:31.868</b>	9.016	71.43	<b>2:27.552</b>	2	26	1
26	8	Stuart ALBON	Suzuki SV650 - Winter Sun Skydiving	4	10:52.795	<b>2:26.189</b>	54.321	65.49	<b>2:39.616</b>	4	27	1

#### FASTEST LAP

1	David TWYFORD	Suzuki SV650 - IMP Racing, MHP, Chris Cowan	3	2:04.839	85.61 mph	137.78 kph
---	---------------	---	---	----------	-----------	------------

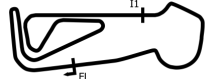
#### Comments:

92.5% of Race Speed = 78.05 mph

Weather / Track : Cloudy / Dry

These results are provisional until the conclusion of any judicial and technical matters.

Date: 05/05/2024 Start: 09:05 Finish: 09:13  
Snetterton 300: 2.9689 miles

Clerk Of Course:	Stewards:	Timekeeper:	<i>Craig Smith</i>	
------------------	-----------	-------------	--------------------	---

Results can be found at [www.tsl-timing.com](http://www.tsl-timing.com)

Printed - 09:16 Sunday, 05 May 2024



# BMCRC - MRO Championships 2024 - Rnd 3 @ Snetterton 300

## MRO Minitwins

### RACE 19 - LAP CHART

LAP 1 @ 09:07:13.580			LAP 2 @ 09:09:19.008			LAP 3 @ 09:11:23.970			LAP 4 @ 09:13:29.199		
NO	BEHIND	LAP TIME	NO	BEHIND	LAP TIME	NO	BEHIND	LAP TIME	NO	BEHIND	LAP TIME
1		2:10.987	22		2:05.068	22		2:04.962	22		2:05.229
22	0.360	2:11.347	1	0.244	2:05.672	1	0.121	2:04.839	1	0.037	2:05.145
66	1.097	2:12.084	66	2.003	2:06.334	66	4.315	2:07.274	333	6.197	2:06.034
333	2.767	2:13.754	333	4.249	2:06.910	333	5.392	2:06.105	66	6.471	2:07.385
19	3.783	2:14.770	19	6.519	2:08.164	19	9.757	2:08.200	19	12.185	2:07.657
33	5.248	2:16.235	21	10.225	2:10.084	21	15.417	2:10.154	21	20.540	2:10.352
21	5.569	2:16.556	33	10.709	2:10.889	33	15.530	2:09.783	33	20.629	2:10.328
27	7.686	2:18.673	27	14.383	2:12.125	27	21.815	2:12.394	27	29.159	2:12.573
3	9.372	2:20.359	9	17.146	2:13.065	3	25.483	2:12.555	189	31.882	2:11.438
9	9.509	2:20.496	3	17.890	2:13.946	9	25.549	2:13.365	115	32.316	2:11.080
15	9.670	2:20.657	189	18.515	2:12.131	189	25.673	2:12.120	3	32.577	2:12.323
115	10.368	2:21.355	15	18.568	2:14.326	115	26.465	2:12.484	9	33.279	2:12.959
74	11.764	2:22.751	115	18.943	2:14.003	15	27.143	2:13.537	15	34.418	2:12.504
189	11.812	2:22.799	293	22.170	2:15.264	293	31.847	2:14.639	293	39.025	2:12.407
293	12.334	2:23.321	34	22.724	2:15.519	34	32.823	2:15.061	34	42.696	2:15.102
34	12.633	2:23.620	74	23.831	2:17.495	74	35.336	2:16.467	111	43.857	2:13.217
111	13.449	2:24.436	111	24.230	2:16.209	111	35.869	2:16.601	74	45.707	2:15.600
47	16.165	2:27.152	127	29.938	2:18.824	127	44.008	2:19.032	127	57.067	2:18.288
127	16.542	2:27.529	47	30.672	2:19.935	47	44.773	2:19.063	47	58.168	2:18.624
40	17.578	2:28.565	40	32.165	2:20.015	40	46.061	2:18.858	40	1:00.060	2:19.228
67	19.166	2:30.153	281	35.536	2:20.940	281	50.682	2:20.108	281	1:05.810	2:20.357
281	20.024	2:31.011	67	36.142	2:22.404	67	54.296	2:23.116	67	1:14.114	2:25.047
158	22.414	2:33.401	766	39.459	2:21.920	766	56.328	2:21.831	766	1:14.303	2:23.204
766	22.967	2:33.954	158	40.989	2:24.003	158	1:01.652	2:25.625	158	1:22.852	2:26.429
51	24.441	2:35.428	51	46.565	2:27.552	51	1:09.208	2:27.605	51	1:31.868	2:27.889
8	36.966	2:47.953	8	1:14.473	2:42.935	8	1:51.802	2:42.291	8	2:26.189	2:39.616

# BMCRC - MRO Championships 2024 - Rnd 3 @ Snetterton 300

## MRO Minitwins

### RACE 19 - POSITION CHART

No	Name	Lap Pos	←	↻	↷	↶
1	TWYFORD	1	1	22	22	22
22	DOWDS	2	22	1	1	1
19	LILLEY	3	66	66	66	333
66	DUCRAN	4	333	333	333	66
21	FINNIS	5	19	19	19	19
333	LINDEMANN	6	33	21	21	21
27	BETTIS	7	21	33	33	33
115	MAHER	8	27	27	27	27
3	ARBON	9	3	9	3	189
33	COSTIN	10	9	3	9	115
9	BEDFORD	11	15	189	189	3
293	SMITH	12	115	15	115	9
15	SVENSEN	13	74	115	15	15
34	JOHNSON	14	189	293	293	293
74	BLACK	15	293	34	34	34
111	BATE	16	34	74	74	111
40	WILKINSON	17	111	111	111	74
47	BOHANAN	18	47	127	127	127
127	CHAM	19	127	47	47	47
67	HARVEY	20	40	40	40	40
281	FARLEY	21	67	281	281	281
158	BRENNAN	22	281	67	67	67
766	ROSE	23	158	766	766	766
51	DURANT	24	766	158	158	158
8	ALBON	25	51	51	51	51
189	BARAN	26	8	8	8	8

# BMCRC - MRO Championships 2024 - Rnd 3 @ Snetterton 300

## MRO Minitwins

### RACE 19 - SECTOR ANALYSIS



SECTOR 1 = FL to I1, SECTOR 2 = I1 to FL, DIFF = Difference To Personal Best Lap, P = Crossed Finish Line in Pit Lane, D = Time Disallowed

P1 22		Darren DOWDS		Suzuki SV650 - sublime dsg Ltd		
IDEAL LAP TIME : 2:04.858		BEST LAP TIME : 2:04.962		DIFFERENCE : 0.104		
LAP	SECTOR 1	SECTOR 2	LAP TIME	MPH	DIFF	TIME OF DAY
1 -		42.479	2:11.347	81.37	6.385	09:07:13.940
2 -	1:23.433	41.635	2:05.068 (2)	85.45	0.106	09:09:19.008
3 -	<b>1:23.350</b>	41.612	<b>2:04.962 (1)</b>	<b>85.53</b>		<b>09:11:23.970</b>
4 -	1:23.721	<b>41.508</b>	2:05.229 (3)	85.34	0.267	09:13:29.199

P2 1		David TWYFORD		Suzuki SV650 - IMP Racing, MHP, Chris Cowan		
IDEAL LAP TIME : 2:04.790		BEST LAP TIME : 2:04.839		DIFFERENCE : 0.049		
LAP	SECTOR 1	SECTOR 2	LAP TIME	MPH	DIFF	TIME OF DAY
1 -		42.077	2:10.987	81.59	6.148	09:07:13.580
2 -	1:23.765	41.907	2:05.672 (3)	85.04	0.833	09:09:19.252
3 -	1:23.561	<b>41.278</b>	<b>2:04.839 (1)</b>	<b>85.61</b>		<b>09:11:24.091</b>
4 -	<b>1:23.512</b>	41.633	2:05.145 (2)	85.40	0.306	09:13:29.236

P3 333		David LINDEMANN		Suzuki SV650 - Giraffe Decorators		
IDEAL LAP TIME : 2:06.034		BEST LAP TIME : 2:06.034		DIFFERENCE : 0.000		
LAP	SECTOR 1	SECTOR 2	LAP TIME	MPH	DIFF	TIME OF DAY
1 -		42.865	2:13.754	79.90	7.720	09:07:16.347
2 -	1:24.761	42.149	2:06.910 (3)	84.21	0.876	09:09:23.257
3 -	1:24.106	41.999	2:06.105 (2)	84.75	0.071	09:11:29.362
4 -	<b>1:24.050</b>	<b>41.984</b>	<b>2:06.034 (1)</b>	<b>84.80</b>		<b>09:13:35.396</b>

P4 66		Mitch DUCRAN		Suzuki SV650 - JP Haulage		
IDEAL LAP TIME : 2:06.334		BEST LAP TIME : 2:06.334		DIFFERENCE : 0.000		
LAP	SECTOR 1	SECTOR 2	LAP TIME	MPH	DIFF	TIME OF DAY
1 -		42.416	2:12.084	80.91	5.750	09:07:14.677
2 -	<b>1:24.351</b>	<b>41.983</b>	<b>2:06.334 (1)</b>	<b>84.60</b>		<b>09:09:21.011</b>
3 -	1:24.816	42.458	2:07.274 (2)	83.97	0.940	09:11:28.285
4 -	1:25.170	42.215	2:07.385 (3)	83.90	1.051	09:13:35.670

P5 19		Kevin LILLEY		Suzuki SV650 - Trafalgar Cleaning Eqpt. / Steve Jordan Motorcy		
IDEAL LAP TIME : 2:07.657		BEST LAP TIME : 2:07.657		DIFFERENCE : 0.000		
LAP	SECTOR 1	SECTOR 2	LAP TIME	MPH	DIFF	TIME OF DAY
1 -		43.316	2:14.770	79.30	7.113	09:07:17.363
2 -	1:25.308	42.856	2:08.164 (2)	83.39	0.507	09:09:25.527
3 -	1:25.473	42.727	2:08.200 (3)	83.37	0.543	09:11:33.727
4 -	<b>1:25.177</b>	<b>42.480</b>	<b>2:07.657 (1)</b>	<b>83.72</b>		<b>09:13:41.384</b>

P6 21		Toby FINNIS		Suzuki SV650 - Crawfords/ Tey Farm Systems/ Harlow Ag		
IDEAL LAP TIME : 2:09.996		BEST LAP TIME : 2:10.084		DIFFERENCE : 0.088		
LAP	SECTOR 1	SECTOR 2	LAP TIME	MPH	DIFF	TIME OF DAY
1 -		43.346	2:16.556	78.26	6.472	09:07:19.149
2 -	1:26.854	<b>43.230</b>	<b>2:10.084 (1)</b>	<b>82.16</b>		<b>09:09:29.233</b>
3 -	<b>1:26.766</b>	43.388	2:10.154 (2)	82.11	0.070	09:11:39.387
4 -	1:26.843	43.509	2:10.352 (3)	81.99	0.268	09:13:49.739

P7 33		Steve COSTIN		Suzuki SV650 - Sublime Designs / T.M Services/ ATP Motorspor		
IDEAL LAP TIME : 2:09.783		BEST LAP TIME : 2:09.783		DIFFERENCE : 0.000		
LAP	SECTOR 1	SECTOR 2	LAP TIME	MPH	DIFF	TIME OF DAY
1 -		43.522	2:16.235	78.45	6.452	09:07:18.828
2 -	1:27.216	43.673	2:10.889 (3)	81.65	1.106	09:09:29.717
3 -	<b>1:26.711</b>	<b>43.072</b>	<b>2:09.783 (1)</b>	<b>82.35</b>		<b>09:11:39.500</b>
4 -	1:26.848	43.480	2:10.328 (2)	82.00	0.545	09:13:49.828

# BMCRC - MRO Championships 2024 - Rnd 3 @ Snetterton 300

## MRO Minitwins

### RACE 19 - SECTOR ANALYSIS



SECTOR 1 = FL to I1, SECTOR 2 = I1 to FL, DIFF = Difference To Personal Best Lap, P = Crossed Finish Line in Pit Lane, D = Time Disallowed

P8 27		Jack BETTIS		Suzuki SV650 - NB Toolmaking		
IDEAL LAP TIME : 2:11.843		BEST LAP TIME : 2:12.125		DIFFERENCE : 0.282		
LAP	SECTOR 1	SECTOR 2	LAP TIME	MPH	DIFF	TIME OF DAY
1 -		<b>44.017</b>	2:18.673	77.07	6.548	09:07:21.266
2 -	1:27.977	44.148	<b>2:12.125 (1)</b>	<b>80.89</b>		<b>09:09:33.391</b>
3 -	<b>1:27.826</b>	44.568	2:12.394 (2)	80.72	0.269	09:11:45.785
4 -	1:27.957	44.616	2:12.573 (3)	80.62	0.448	09:13:58.358

P9 189		Sebastian BARAN		Suzuki SV650 -		
IDEAL LAP TIME : 2:11.210		BEST LAP TIME : 2:11.438		DIFFERENCE : 0.228		
LAP	SECTOR 1	SECTOR 2	LAP TIME	MPH	DIFF	TIME OF DAY
1 -		44.947	2:22.799	74.84	11.361	09:07:25.392
2 -	<b>1:27.366</b>	44.765	2:12.131 (3)	80.89	0.693	09:09:37.523
3 -	1:28.168	43.952	2:12.120 (2)	80.89	0.682	09:11:49.643
4 -	1:27.594	<b>43.844</b>	<b>2:11.438 (1)</b>	<b>81.31</b>		<b>09:14:01.081</b>

P10 115		Brian MAHER		Suzuki SV650 - Spraytech /Espresso Solutions		
IDEAL LAP TIME : 2:11.080		BEST LAP TIME : 2:11.080		DIFFERENCE : 0.000		
LAP	SECTOR 1	SECTOR 2	LAP TIME	MPH	DIFF	TIME OF DAY
1 -		44.957	2:21.355	75.61	10.275	09:07:23.948
2 -	1:28.854	45.149	2:14.003 (3)	79.76	2.923	09:09:37.951
3 -	1:28.293	44.191	2:12.484 (2)	80.67	1.404	09:11:50.435
4 -	<b>1:27.622</b>	<b>43.458</b>	<b>2:11.080 (1)</b>	<b>81.53</b>		<b>09:14:01.515</b>

P11 3		Oliver ARBON		Suzuki SV650 - TT Plumbing & Heating		
IDEAL LAP TIME : 2:12.096		BEST LAP TIME : 2:12.323		DIFFERENCE : 0.227		
LAP	SECTOR 1	SECTOR 2	LAP TIME	MPH	DIFF	TIME OF DAY
1 -		44.845	2:20.359	76.14	8.036	09:07:22.952
2 -	1:29.150	44.796	2:13.946 (3)	79.79	1.623	09:09:36.898
3 -	1:28.621	<b>43.934</b>	2:12.555 (2)	80.63	0.232	09:11:49.453
4 -	<b>1:28.162</b>	44.161	<b>2:12.323 (1)</b>	<b>80.77</b>		<b>09:14:01.776</b>

P12 9		Thomas BEDFORD		Suzuki SV650 - AWO Recycling Ltd		
IDEAL LAP TIME : 2:12.866		BEST LAP TIME : 2:12.959		DIFFERENCE : 0.093		
LAP	SECTOR 1	SECTOR 2	LAP TIME	MPH	DIFF	TIME OF DAY
1 -		44.718	2:20.496	76.07	7.537	09:07:23.089
2 -	<b>1:28.529</b>	44.536	2:13.065 (2)	80.32	0.106	09:09:36.154
3 -	1:29.028	<b>44.337</b>	2:13.365 (3)	80.14	0.406	09:11:49.519
4 -	1:28.567	44.392	<b>2:12.959 (1)</b>	<b>80.38</b>		<b>09:14:02.478</b>

P13 15		James SVENSEN		Suzuki SV650 - Team TSR - HCL - RG Racing		
IDEAL LAP TIME : 2:12.250		BEST LAP TIME : 2:12.504		DIFFERENCE : 0.254		
LAP	SECTOR 1	SECTOR 2	LAP TIME	MPH	DIFF	TIME OF DAY
1 -		44.281	2:20.657	75.98	8.153	09:07:23.250
2 -	1:29.313	45.013	2:14.326 (3)	79.56	1.822	09:09:37.576
3 -	1:29.477	<b>44.060</b>	2:13.537 (2)	80.03	1.033	09:11:51.113
4 -	<b>1:28.190</b>	44.314	<b>2:12.504 (1)</b>	<b>80.66</b>		<b>09:14:03.617</b>

P14 293		Leigh SMITH		Suzuki SV650 - Smiths Mechanical Support Ltd, Lamonde Autor		
IDEAL LAP TIME : 2:12.407		BEST LAP TIME : 2:12.407		DIFFERENCE : 0.000		
LAP	SECTOR 1	SECTOR 2	LAP TIME	MPH	DIFF	TIME OF DAY
1 -		45.572	2:23.321	74.57	10.914	09:07:25.914
2 -	1:30.685	44.579	2:15.264 (3)	79.01	2.857	09:09:41.178
3 -	1:29.297	45.342	2:14.639 (2)	79.38	2.232	09:11:55.817
4 -	<b>1:27.905</b>	<b>44.502</b>	<b>2:12.407 (1)</b>	<b>80.72</b>		<b>09:14:08.224</b>

# BMCRC - MRO Championships 2024 - Rnd 3 @ Snetterton 300

## MRO Minitwins

### RACE 19 - SECTOR ANALYSIS



SECTOR 1 = FL to I1, SECTOR 2 = I1 to FL, DIFF = Difference To Personal Best Lap, P = Crossed Finish Line in Pit Lane, D = Time Disallowed

<b>P15 34</b>		<b>Andrew JOHNSON</b>		Suzuki SV650 - Rose & Charlie Racing		
IDEAL LAP TIME : 2:14.966		BEST LAP TIME : 2:15.061		DIFFERENCE : 0.095		
LAP	SECTOR 1	SECTOR 2	LAP TIME	MPH	DIFF	TIME OF DAY
1 -		45.064	2:23.620	74.41	8.559	09:07:26.213
2 -	1:30.614	44.905	2:15.519 (3)	78.86	0.458	09:09:41.732
3 -	1:30.208	<b>44.853</b>	<b>2:15.061 (1)</b>	<b>79.13</b>		<b>09:11:56.793</b>
4 -	<b>1:30.113</b>	44.989	2:15.102 (2)	79.11	0.041	09:14:11.895

<b>P16 111</b>		<b>Freddie BATE</b>		Suzuki SV650 - hartjay		
IDEAL LAP TIME : 2:13.217		BEST LAP TIME : 2:13.217		DIFFERENCE : 0.000		
LAP	SECTOR 1	SECTOR 2	LAP TIME	MPH	DIFF	TIME OF DAY
1 -		45.422	2:24.436	73.99	11.219	09:07:27.029
2 -	1:30.332	45.877	2:16.209 (2)	78.46	2.992	09:09:43.238
3 -	1:31.305	45.296	2:16.601 (3)	78.24	3.384	09:11:59.839
4 -	<b>1:28.697</b>	<b>44.520</b>	<b>2:13.217 (1)</b>	<b>80.23</b>		<b>09:14:13.056</b>

<b>P17 74</b>		<b>Daniel BLACK</b>		Suzuki SV650 - DAD		
IDEAL LAP TIME : 2:15.600		BEST LAP TIME : 2:15.600		DIFFERENCE : 0.000		
LAP	SECTOR 1	SECTOR 2	LAP TIME	MPH	DIFF	TIME OF DAY
1 -		45.133	2:22.751	74.87	7.151	09:07:25.344
2 -	1:31.216	46.279	2:17.495 (3)	77.73	1.895	09:09:42.839
3 -	1:31.405	45.062	2:16.467 (2)	78.31	0.867	09:11:59.306
4 -	<b>1:30.658</b>	<b>44.942</b>	<b>2:15.600 (1)</b>	<b>78.82</b>		<b>09:14:14.906</b>

<b>P18 127</b>		<b>Matthew CHAM</b>		Ducati MONSTER 796 -		
IDEAL LAP TIME : 2:18.288		BEST LAP TIME : 2:18.288		DIFFERENCE : 0.000		
LAP	SECTOR 1	SECTOR 2	LAP TIME	MPH	DIFF	TIME OF DAY
1 -		45.848	2:27.529	72.44	9.241	09:07:30.122
2 -	1:32.797	46.027	2:18.824 (2)	76.99	0.536	09:09:48.946
3 -	1:32.908	46.124	2:19.032 (3)	76.87	0.744	09:12:07.978
4 -	<b>1:32.659</b>	<b>45.629</b>	<b>2:18.288 (1)</b>	<b>77.28</b>		<b>09:14:26.266</b>

<b>P19 47</b>		<b>Tristan BOHANAN</b>		Suzuki SV650 -		
IDEAL LAP TIME : 2:18.624		BEST LAP TIME : 2:18.624		DIFFERENCE : 0.000		
LAP	SECTOR 1	SECTOR 2	LAP TIME	MPH	DIFF	TIME OF DAY
1 -		46.449	2:27.152	72.63	8.528	09:07:29.745
2 -	1:33.420	46.515	2:19.935 (3)	76.37	1.311	09:09:49.680
3 -	1:32.617	46.446	2:19.063 (2)	76.85	0.439	09:12:08.743
4 -	<b>1:32.247</b>	<b>46.377</b>	<b>2:18.624 (1)</b>	<b>77.10</b>		<b>09:14:27.367</b>

<b>P20 40</b>		<b>Simon WILKINSON</b>		Suzuki SV650 -		
IDEAL LAP TIME : 2:18.858		BEST LAP TIME : 2:18.858		DIFFERENCE : 0.000		
LAP	SECTOR 1	SECTOR 2	LAP TIME	MPH	DIFF	TIME OF DAY
1 -		46.961	2:28.565	71.94	9.707	09:07:31.158
2 -	1:33.165	46.850	2:20.015 (3)	76.33	1.157	09:09:51.173
3 -	<b>1:32.126</b>	<b>46.732</b>	<b>2:18.858 (1)</b>	<b>76.97</b>		<b>09:12:10.031</b>
4 -	1:32.453	46.775	2:19.228 (2)	76.76	0.370	09:14:29.259

<b>P21 281</b>		<b>Daniel FARLEY</b>		Suzuki SV650 - F-Tech Fire & Electrical Ltd		
IDEAL LAP TIME : 2:19.711		BEST LAP TIME : 2:20.108		DIFFERENCE : 0.397		
LAP	SECTOR 1	SECTOR 2	LAP TIME	MPH	DIFF	TIME OF DAY
1 -		47.102	2:31.011	70.77	10.903	09:07:33.604
2 -	1:33.707	47.233	2:20.940 (3)	75.83	0.832	09:09:54.544
3 -	1:33.388	<b>46.720</b>	<b>2:20.108 (1)</b>	<b>76.28</b>		<b>09:12:14.652</b>
4 -	<b>1:32.991</b>	47.366	2:20.357 (2)	76.14	0.249	09:14:35.009



# BMCRC - MRO Championships 2024 - Rnd 3 @ Snetterton 300

## MRO Minitwins

### RACE 19 - SECTOR ANALYSIS



SECTOR 1 = FL to I1, SECTOR 2 = I1 to FL, DIFF = Difference To Personal Best Lap, P = Crossed Finish Line in Pit Lane, D = Time Disallowed

<b>P22 67</b>		<b>Simon HARVEY</b>		Suzuki SV650 - Retirement Fund Racing		
IDEAL LAP TIME : 2:21.159		BEST LAP TIME : 2:22.404		DIFFERENCE : 1.245		
LAP	SECTOR 1	SECTOR 2	LAP TIME	MPH	DIFF	TIME OF DAY
1 -		<b>46.484</b>	2:30.153	71.18	7.749	09:07:32.746
2 -	<b>1:34.675</b>	47.729	<b>2:22.404 (1)</b>	<b>75.05</b>		<b>09:09:55.150</b>
3 -	1:35.329	47.787	2:23.116 (2)	74.68	0.712	09:12:18.266
4 -	1:37.146	47.901	2:25.047 (3)	73.68	2.643	09:14:43.313

<b>P23 766</b>		<b>Gareth ROSE</b>		Suzuki SV650 -		
IDEAL LAP TIME : 2:21.695		BEST LAP TIME : 2:21.831		DIFFERENCE : 0.136		
LAP	SECTOR 1	SECTOR 2	LAP TIME	MPH	DIFF	TIME OF DAY
1 -		48.393	2:33.954	69.42	12.123	09:07:36.547
2 -	<b>1:34.336</b>	47.584	2:21.920 (2)	75.31	0.089	09:09:58.467
3 -	1:34.472	<b>47.359</b>	<b>2:21.831 (1)</b>	<b>75.35</b>		<b>09:12:20.298</b>
4 -	1:35.172	48.032	2:23.204 (3)	74.63	1.373	09:14:43.502

<b>P24 158</b>		<b>Danny BRENNAN</b>		Suzuki SV650 -		
IDEAL LAP TIME : 2:23.957		BEST LAP TIME : 2:24.003		DIFFERENCE : 0.046		
LAP	SECTOR 1	SECTOR 2	LAP TIME	MPH	DIFF	TIME OF DAY
1 -		<b>48.187</b>	2:33.401	69.67	9.398	09:07:35.994
2 -	<b>1:35.770</b>	48.233	<b>2:24.003 (1)</b>	<b>74.22</b>		<b>09:09:59.997</b>
3 -	1:36.656	48.969	2:25.625 (2)	73.39	1.622	09:12:25.622
4 -	1:37.414	49.015	2:26.429 (3)	72.99	2.426	09:14:52.051

<b>P25 51</b>		<b>Andrew DURANT</b>		Suzuki SV650 -		
IDEAL LAP TIME : 2:26.490		BEST LAP TIME : 2:27.552		DIFFERENCE : 1.062		
LAP	SECTOR 1	SECTOR 2	LAP TIME	MPH	DIFF	TIME OF DAY
1 -		<b>48.871</b>	2:35.428	68.76	7.876	09:07:38.021
2 -	1:37.881	49.671	<b>2:27.552 (1)</b>	<b>72.43</b>		<b>09:10:05.573</b>
3 -	<b>1:37.619</b>	49.986	2:27.605 (2)	72.41	0.053	09:12:33.178
4 -	1:38.281	49.608	2:27.889 (3)	72.27	0.337	09:15:01.067

<b>P26 8</b>		<b>Stuart ALBON</b>		Suzuki SV650 - Winter Sun Skydiving		
IDEAL LAP TIME : 2:39.616		BEST LAP TIME : 2:39.616		DIFFERENCE : 0.000		
LAP	SECTOR 1	SECTOR 2	LAP TIME	MPH	DIFF	TIME OF DAY
1 -		54.510	2:47.953	63.63	8.337	09:07:50.546
2 -	1:46.984	55.951	2:42.935 (3)	65.59	3.319	09:10:33.481
3 -	1:48.360	53.931	2:42.291 (2)	65.85	2.675	09:13:15.772
4 -	<b>1:45.786</b>	<b>53.830</b>	<b>2:39.616 (1)</b>	<b>66.96</b>		<b>09:15:55.388</b>

# BMCRC - MRO Championships 2024 - Rnd 3 @ Snetterton 300

## MRO Minitwins

### RACE 19 - BEST SECTORS

SECTOR 1			SECTOR 2			IDEAL / BEST COMPARISON						
POS	NO	NAME	TIME	NO	NAME	TIME	POS	NO	NAME	IDEAL	BEST	DIFF
									<b>PERFECT LAP</b>	<b>2:04.628</b>		
1	22	DOWDS	1:23.350	1	TWYFORD	41.278	1	1	TWYFORD	2:04.790	2:04.839	0.049
2	1	TWYFORD	1:23.512	22	DOWDS	41.508	2	22	DOWDS	2:04.858	2:04.962	0.104
3	333	LINDEMANN	1:24.050	66	DUCRAN	41.983	3	333	LINDEMANN	2:06.034	2:06.034	0.000
4	66	DUCRAN	1:24.351	333	LINDEMANN	41.984	4	66	DUCRAN	2:06.334	2:06.334	0.000
5	19	LILLEY	1:25.177	19	LILLEY	42.480	5	19	LILLEY	2:07.657	2:07.657	0.000
6	33	COSTIN	1:26.711	33	COSTIN	43.072	6	33	COSTIN	2:09.783	2:09.783	0.000
7	21	FINNIS	1:26.766	21	FINNIS	43.230	7	21	FINNIS	2:09.996	2:10.084	0.088
8	189	BARAN	1:27.366	115	MAHER	43.458	8	115	MAHER	2:11.080	2:11.080	0.000
9	115	MAHER	1:27.622	189	BARAN	43.844	9	189	BARAN	2:11.210	2:11.438	0.228
10	27	BETTIS	1:27.826	3	ARBON	43.934	10	27	BETTIS	2:11.843	2:12.125	0.282
11	293	SMITH	1:27.905	27	BETTIS	44.017	11	3	ARBON	2:12.096	2:12.323	0.227
12	3	ARBON	1:28.162	15	SVENSEN	44.060	12	15	SVENSEN	2:12.250	2:12.504	0.254
13	15	SVENSEN	1:28.190	9	BEDFORD	44.337	13	293	SMITH	2:12.407	2:12.407	0.000
14	9	BEDFORD	1:28.529	293	SMITH	44.502	14	9	BEDFORD	2:12.866	2:12.959	0.093
15	111	BATE	1:28.697	111	BATE	44.520	15	111	BATE	2:13.217	2:13.217	0.000
16	34	JOHNSON	1:30.113	34	JOHNSON	44.853	16	34	JOHNSON	2:14.966	2:15.061	0.095
17	74	BLACK	1:30.658	74	BLACK	44.942	17	74	BLACK	2:15.600	2:15.600	0.000
18	40	WILKINSON	1:32.126	127	CHAM	45.629	18	127	CHAM	2:18.288	2:18.288	0.000
19	47	BOHANAN	1:32.247	47	BOHANAN	46.377	19	47	BOHANAN	2:18.624	2:18.624	0.000
20	127	CHAM	1:32.659	67	HARVEY	46.484	20	40	WILKINSON	2:18.858	2:18.858	0.000
21	281	FARLEY	1:32.991	281	FARLEY	46.720	21	281	FARLEY	2:19.711	2:20.108	0.397
22	766	ROSE	1:34.336	40	WILKINSON	46.732	22	67	HARVEY	2:21.159	2:22.404	1.245
23	67	HARVEY	1:34.675	766	ROSE	47.359	23	766	ROSE	2:21.695	2:21.831	0.136
24	158	BRENNAN	1:35.770	158	BRENNAN	48.187	24	158	BRENNAN	2:23.957	2:24.003	0.046
25	51	DURANT	1:37.619	51	DURANT	48.871	25	51	DURANT	2:26.490	2:27.552	1.062
26	8	ALBON	1:45.786	8	ALBON	53.830	26	8	ALBON	2:39.616	2:39.616	0.000

# BMCRC - MRO Championships 2024 - Rnd 3 @ Snetterton 300

## MRO Minitwins

### RACE 19 - STATISTICS

<b>Competitors Started</b>	26
<b>Planned Start</b>	2024-05-05 @ 09:00:00.000
<b>Actual Start</b>	2024-05-05 @ 09:05:02.592
<b>Finish Time</b>	2024-05-05 @ 09:13:29.198
<b>Track Length</b>	2.9689mi.
<b>Total Laps</b>	104
<b>Total Distance Covered</b>	308.7668mi.

#### Session Fastest Lap History

NO	NAME	LAP TIME	TIME OF DAY	LAP	VEHICLE
22	Darren DOWDS	<b>2:05.068</b>	09:09:19.013	2	Suzuki SV650
22	Darren DOWDS	<b>2:04.962</b>	09:11:23.975	3	Suzuki SV650
1	David TWYFORD	<b>2:04.839</b>	09:11:24.107	3	Suzuki SV650

#### Session Leader History

NO	NAME	FROM LAP	LAPS LED	DISTANCE	VEHICLE
1	David TWYFORD	1	1	2.96 miles	Suzuki SV650
22	Darren DOWDS	2	3	8.90 miles	Suzuki SV650

#### Flag History

TYPE	TIME OF DAY
GREEN	09:05:02.592
FINISH	09:13:29.198

#### Flag Statistics

TYPE	COUNT	TOTAL LAPS	TOTAL TIME
Green	1	4	10:57.763
Red	0	0	0.000
Safety Car	0	0	0.000
FCY	0	0	0.000

# BMCRC - MRO Championships 2024 - Rnd 3 @ Snetterton 300

## MRO Minitwins

### RACE 8 - GRID (5 Laps)

ROW 10			28	69	Jack GRIFFITHS									
ROW 9		27	81	Malvern MAY	26	8	Stuart ALBON	2:39.616	25	51	Andrew DURANT	2:27.552		
ROW 8		24	158	Danny BRENNAN	2:24.003	23	67	Simon HARVEY	2:22.404	22	766	Gareth ROSE	2:21.831	
ROW 7			21	281	Daniel FARLEY	2:20.108	20	40	Simon WILKINSON	2:18.858	19	47	Tristan BOHANAN	2:18.624
ROW 6		18	127	Matthew CHAM	2:18.288	17	74	Daniel BLACK	2:15.600	16	34	Andrew JOHNSON	2:15.061	
ROW 5			15	111	Freddie BATE	2:13.217	14	9	Thomas BEDFORD	2:12.959	13	15	James SVENSEN	2:12.504
ROW 4		12	293	Leigh SMITH	2:12.407	11	3	Oliver ARBON	2:12.323	10	27	Jack BETTIS	2:12.125	
ROW 3			9	189	Sebastian BARAN	2:11.438	8	115	Brian MAHER	2:11.080	7	21	Toby FINNIS	2:10.084
ROW 2		6	33	Steve COSTIN	2:09.783	5	19	Kevin LILLEY	2:07.657	4	66	Mitch DUCRAN	2:06.334	
ROW 1			3	333	David LINDEMANN	2:06.034	2	22	Darren DOWDS	2:04.962	1	1	David TWYFORD	2:04.839
													<b>Pole</b>	

These results are provisional until the conclusion of any judicial and technical matters.

Snetterton 300: 2.9689 miles

Clerk Of Course:	Stewards:	Timekeeper:	<i>Craig Smith</i>	
------------------	-----------	-------------	--------------------	---

Results can be found at [www.tsl-timing.com](http://www.tsl-timing.com)

Printed - 09:18 Sunday, 05 May 2024



# BMCRC - MRO Championships 2024 - Rnd 3 @ Snetterton 300

## MRO Minitwins

### RACE 8 - CLASSIFICATION

Race Distance: 5 Laps / 14.84 miles

POS	NO	NAME	ENTRY	LAPS	TIME	GAP	DIFF	MPH	BEST	ON	GRD	↑↓
1	22	Darren DOWDS	Suzuki SV650 - sublime dsg Ltd	5	10:29.224			84.93	2:04.058	5	2	1
2	1	David TWYFORD	Suzuki SV650 - IMP Racing, MHP, Chris Cowan	5	10:29.618	0.394	0.394	84.87	2:04.264	5	1	-1
3	333	David LINDEMANN	Suzuki SV650 - Giraffe Decorators	5	10:30.835	1.611	1.217	84.71	2:04.545	3	3	0
4	66	Mitch DUCRAN	Suzuki SV650 - JP Haulage	5	10:43.633	14.409	12.798	83.02	2:07.079	2	4	0
5	19	Kevin LILLEY	Suzuki SV650 - Trafalgar Cleaning Eqpt. / Steve Jordan Mot	5	10:49.793	20.569	6.160	82.24	2:08.619	5	5	0
6	33	Steve COSTIN	Suzuki SV650 - Sublime Designs / T.M Services/ ATP Motors	5	10:51.967	22.743	2.174	81.96	2:09.000	4	6	0
7	21	Toby FINNIS	Suzuki SV650 - Crawfords/ Tey Farm Systems/ Harlow Ag	5	10:52.224	23.000	0.257	81.93	2:08.845	5	7	0
8	3	Oliver ARBON	Suzuki SV650 - TT Plumbing & Heating	5	10:56.617	27.393	4.393	81.38	2:08.849	5	11	3
9	27	Jack BETTIS	Suzuki SV650 - NB Toolmaking	5	10:57.443	28.219	0.826	81.28	2:09.367	5	10	1
10	189	Sebastian BARAN	Suzuki SV650 -	5	10:58.593	29.369	1.150	81.14	2:10.055	2	9	-1
11	115	Brian MAHER	Suzuki SV650 - Spraytech /Espresso Solutions	5	11:02.364	33.140	3.771	80.68	2:10.225	3	8	-3
12	9	Thomas BEDFORD	Suzuki SV650 - AWO Recycling Ltd	5	11:07.043	37.819	4.679	80.11	2:11.319	3	14	2
13	293	Leigh SMITH	Suzuki SV650 - Smiths Mechanical Support Ltd, Lamonde At	5	11:11.603	42.379	4.560	79.57	2:11.412	4	12	-1
14	34	Andrew JOHNSON	Suzuki SV650 - Rose & Charlie Racing	5	11:14.296	45.072	2.693	79.25	2:12.644	4	16	2
15	15	James SVENSEN	Suzuki SV650 - Team TSR - HCL - RG Racing	5	11:14.548	45.324	0.252	79.22	2:12.751	5	13	-2
16	111	Freddie BATE	Suzuki SV650 - hartjay	5	11:17.391	48.167	2.843	78.89	2:12.922	3	15	-1
17	74	Daniel BLACK	Suzuki SV650 - DAD	5	11:23.541	54.317	6.150	78.18	2:14.264	3	17	0
18	47	Tristan BOHANAN	Suzuki SV650 -	5	11:32.436	1:03.212	8.895	77.17	2:15.779	5	19	1
19	127	Matthew CHAM	Ducati MONSTER 796 -	5	11:32.489	1:03.265	0.053	77.17	2:15.741	5	18	-1
20	281	Daniel FARLEY	Suzuki SV650 - F-Tech Fire & Electrical Ltd	5	11:49.166	1:19.942	16.677	75.35	2:18.430	3	21	1
21	158	Danny BRENNAN	Suzuki SV650 -	5	11:49.759	1:20.535	0.593	75.29	2:18.603	3	24	3
22	40	Simon WILKINSON	Suzuki SV650 -	5	11:49.958	1:20.734	0.199	75.27	2:19.186	5	20	-2
23	766	Gareth ROSE	Suzuki SV650 -	5	11:50.589	1:21.365	0.631	75.20	2:19.253	4	22	-1
24	69	Jack GRIFFITHS	Suzuki SV650 - Joe's Carpets/ATP Racing	5	12:16.763	1:47.539	26.174	72.53	2:24.647	5	28	4
25	51	Andrew DURANT	Suzuki SV650 -	5	12:20.007	1:50.783	3.244	72.21	2:25.352	4	25	0
26	8	Stuart ALBON	Suzuki SV650 - Winter Sun Skydiving	4	10:34.358	1 Lap	1 Lap	67.39	2:36.191	4	26	0

#### NOT CLASSIFIED

DNF	67	Simon HARVEY	Suzuki SV650 - Retirement Fund Racing	0								23
-----	----	--------------	---------------------------------------	---	--	--	--	--	--	--	--	----

#### FASTEST LAP

22	Darren DOWDS	Suzuki SV650 - sublime dsg Ltd	5	2:04.058	86.15 mph	138.65 kph
----	--------------	--------------------------------	---	----------	-----------	------------

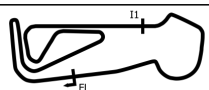
#### Comments:

92.5% of Race Speed = 78.56 mph

Weather / Track : Cloudy / Dry

These results are provisional until the conclusion of any judicial and technical matters.

Date: 05/05/2024 Start: 12:29 Finish: 12:40  
Snetterton 300: 2.9689 miles

Clerk Of Course:	Stewards:	Timekeeper:	<i>Craig Smith</i>	
------------------	-----------	-------------	--------------------	---

Results can be found at [www.tsl-timing.com](http://www.tsl-timing.com)

Printed - 12:42 Sunday, 05 May 2024



# BMCRC - MRO Championships 2024 - Rnd 3 @ Snetterton 300

## MRO Minitwins

### RACE 8 - LAP CHART

LAP 1 @ 12:31:48.987			LAP 2 @ 12:33:54.542			LAP 3 @ 12:35:59.012			LAP 4 @ 12:38:04.036			LAP 5 @ 12:40:08.094		
NO	BEHIND	LAP TIME	NO	BEHIND	LAP TIME	NO	BEHIND	LAP TIME	NO	BEHIND	LAP TIME	NO	BEHIND	LAP TIME
22		2:10.117	1		2:05.293	22		2:04.419	22		2:05.024	22		2:04.058
1	0.262	2:10.379	22	0.051	2:05.606	1	0.152	2:04.622	1	0.188	2:05.060	1	0.394	2:04.264
333	1.531	2:11.648	333	0.532	2:04.556	333	0.607	2:04.545	333	0.333	2:04.750	333	1.611	2:05.336
66	2.418	2:12.535	66	3.942	2:07.079	66	7.199	2:07.727	66	10.655	2:08.480	8	1 Lap	2:36.191
19	3.875	2:13.992	19	7.171	2:08.851	19	11.831	2:09.130	19	16.008	2:09.201	66	14.409	2:07.812
33	4.282	2:14.399	33	7.968	2:09.241	21	13.498	2:09.496	33	17.724	2:09.000	19	20.569	2:08.619
21	5.000	2:15.117	21	8.472	2:09.027	33	13.748	2:10.250	21	18.213	2:09.739	33	22.743	2:09.077
27	6.000	2:16.117	189	11.305	2:10.055	27	16.999	2:09.952	3	22.602	2:09.045	21	23.000	2:08.845
189	6.805	2:16.922	27	11.517	2:11.072	189	17.071	2:10.236	189	22.855	2:10.808	3	27.393	2:08.849
3	8.719	2:18.836	3	13.894	2:10.730	3	18.581	2:09.157	27	22.910	2:10.935	27	28.219	2:09.367
115	8.948	2:19.065	115	14.957	2:11.564	115	20.712	2:10.225	115	26.386	2:10.698	189	29.369	2:10.572
9	9.484	2:19.601	9	16.273	2:12.344	9	23.122	2:11.319	9	29.809	2:11.711	115	33.140	2:10.812
34	10.716	2:20.833	34	19.382	2:14.221	293	28.185	2:12.529	293	34.573	2:11.412	9	37.819	2:12.068
74	11.381	2:21.498	15	19.828	2:13.290	34	28.254	2:13.342	34	35.874	2:12.644	293	42.379	2:11.864
293	11.593	2:21.710	293	20.126	2:14.088	15	28.868	2:13.510	15	36.631	2:12.787	34	45.072	2:13.256
15	12.093	2:22.210	74	20.832	2:15.006	111	29.831	2:12.922	111	38.118	2:13.311	15	45.324	2:12.751
127	13.402	2:23.519	111	21.379	2:13.231	74	30.626	2:14.264	74	41.443	2:15.841	111	48.167	2:14.107
111	13.703	2:23.820	127	25.239	2:17.392	127	38.261	2:17.492	47	51.491	2:17.949	74	54.317	2:16.932
47	14.694	2:24.811	47	26.112	2:16.973	47	38.566	2:16.924	127	51.582	2:18.345	47	1:03.212	2:15.779
766	17.372	2:27.489	281	33.656	2:19.596	281	47.616	2:18.430	281	1:02.836	2:20.244	127	1:03.265	2:15.741
40	19.324	2:29.441	766	33.890	2:22.073	158	48.513	2:18.603	158	1:03.165	2:19.676	281	1:19.942	2:21.164
158	19.444	2:29.561	158	34.380	2:20.491	40	50.875	2:20.091	40	1:05.606	2:19.755	158	1:20.535	2:21.428
281	19.615	2:29.732	40	35.254	2:21.485	766	51.603	2:22.183	766	1:05.832	2:19.253	40	1:20.734	2:19.186
51	24.158	2:34.275	69	45.922	2:26.414	69	1:07.326	2:25.874	69	1:26.950	2:24.648	766	1:21.365	2:19.591
69	25.063	2:35.180	51	45.991	2:27.388	51	1:08.513	2:26.992	51	1:28.841	2:25.352	69	1:47.539	2:24.647
8	31.936	2:42.053	8	1:03.511	2:37.130	8	1:38.025	2:38.984				51	1:50.783	2:26.000

# BMCRC - MRO Championships 2024 - Rnd 3 @ Snetterton 300

## MRO Minitwins

### RACE 8 - POSITION CHART

No	Name	Lap Pos	Lap				
			1	2	3	4	5
1	TWYFORD	1	22	1	22	22	22
22	DOWDS	2	1	22	1	1	1
333	LINDEMANN	3	333	333	333	333	333
66	DUCRAN	4	66	66	66	66	66
19	LILLEY	5	19	19	19	19	19
33	COSTIN	6	33	33	21	33	33
21	FINNIS	7	21	21	33	21	21
115	MAHER	8	27	189	27	3	3
189	BARAN	9	189	27	189	189	27
27	BETTIS	10	3	3	3	27	189
3	ARBON	11	115	115	115	115	115
293	SMITH	12	9	9	9	9	9
15	SVENSEN	13	34	34	293	293	293
9	BEDFORD	14	74	15	34	34	34
111	BATE	15	293	293	15	15	15
34	JOHNSON	16	15	74	111	111	111
74	BLACK	17	127	111	74	74	74
127	CHAM	18	111	127	127	47	47
47	BOHANAN	19	47	47	47	127	127
40	WILKINSON	20	766	281	281	281	281
281	FARLEY	21	40	766	158	158	158
766	ROSE	22	158	158	40	40	40
67	HARVEY	23	281	40	766	766	766
158	BRENNAN	24	51	69	69	69	69
51	DURANT	25	69	51	51	51	51
8	ALBON	26	8	8	8	8	
69	GRIFFITHS	27					

# BMCRC - MRO Championships 2024 - Rnd 3 @ Snetterton 300

## MRO Minitwins

### RACE 8 - SECTOR ANALYSIS



SECTOR 1 = FL to I1, SECTOR 2 = I1 to FL, DIFF = Difference To Personal Best Lap, P = Crossed Finish Line in Pit Lane, D = Time Disallowed

P1 22		Darren DOWDS		Suzuki SV650 - sublime dsg Ltd			
IDEAL LAP TIME : 2:04.058		BEST LAP TIME : 2:04.058		DIFFERENCE : 0.000			
LAP	SECTOR 1	SECTOR 2	LAP TIME	MPH	DIFF	TIME OF DAY	
1 -		41.757	2:10.117	82.14	6.059	12:31:48.987	
2 -	1:23.310	42.296	2:05.606	85.09	1.548	12:33:54.593	
3 -	1:23.187	41.232	2:04.419 (2)	85.90	0.361	12:35:59.012	
4 -	1:23.471	41.553	2:05.024 (3)	85.48	0.966	12:38:04.036	
5 -	<b>1:22.955</b>	<b>41.103</b>	<b>2:04.058 (1)</b>	<b>86.15</b>		<b>12:40:08.094</b>	

P2 1		David TWYFORD		Suzuki SV650 - IMP Racing, MHP, Chris Cowan			
IDEAL LAP TIME : 2:04.111		BEST LAP TIME : 2:04.264		DIFFERENCE : 0.153			
LAP	SECTOR 1	SECTOR 2	LAP TIME	MPH	DIFF	TIME OF DAY	
1 -		42.035	2:10.379	81.97	6.115	12:31:49.249	
2 -	1:23.041	42.252	2:05.293	85.30	1.029	12:33:54.542	
3 -	1:23.246	<b>41.376</b>	2:04.622 (2)	85.76	0.358	12:35:59.164	
4 -	1:23.356	41.704	2:05.060 (3)	85.46	0.796	12:38:04.224	
5 -	<b>1:22.735</b>	41.529	<b>2:04.264 (1)</b>	<b>86.01</b>		<b>12:40:08.488</b>	

P3 333		David LINDEMANN		Suzuki SV650 - Giraffe Decorators			
IDEAL LAP TIME : 2:04.429		BEST LAP TIME : 2:04.545		DIFFERENCE : 0.116			
LAP	SECTOR 1	SECTOR 2	LAP TIME	MPH	DIFF	TIME OF DAY	
1 -		41.908	2:11.648	81.18	7.103	12:31:50.518	
2 -	1:23.146	41.410	2:04.556 (2)	85.80	0.011	12:33:55.074	
3 -	<b>1:23.056</b>	41.489	<b>2:04.545 (1)</b>	<b>85.81</b>		<b>12:35:59.619</b>	
4 -	1:23.377	<b>41.373</b>	2:04.750 (3)	85.67	0.205	12:38:04.369	
5 -	1:23.368	41.968	2:05.336	85.27	0.791	12:40:09.705	

P4 66		Mitch DUCRAN		Suzuki SV650 - JP Haulage			
IDEAL LAP TIME : 2:07.079		BEST LAP TIME : 2:07.079		DIFFERENCE : 0.000			
LAP	SECTOR 1	SECTOR 2	LAP TIME	MPH	DIFF	TIME OF DAY	
1 -		42.351	2:12.535	80.64	5.456	12:31:51.405	
2 -	<b>1:24.897</b>	<b>42.182</b>	<b>2:07.079 (1)</b>	<b>84.10</b>		<b>12:33:58.484</b>	
3 -	1:25.156	42.571	2:07.727 (2)	83.67	0.648	12:36:06.211	
4 -	1:25.765	42.715	2:08.480	83.18	1.401	12:38:14.691	
5 -	1:25.314	42.498	2:07.812 (3)	83.62	0.733	12:40:22.503	

P5 19		Kevin LILLEY		Suzuki SV650 - Trafalgar Cleaning Eqpt. / Steve Jordan Motorcy			
IDEAL LAP TIME : 2:08.503		BEST LAP TIME : 2:08.619		DIFFERENCE : 0.116			
LAP	SECTOR 1	SECTOR 2	LAP TIME	MPH	DIFF	TIME OF DAY	
1 -		42.635	2:13.992	79.76	5.373	12:31:52.862	
2 -	1:26.240	42.611	2:08.851 (2)	82.94	0.232	12:34:01.713	
3 -	1:26.527	<b>42.603</b>	2:09.130 (3)	82.76	0.511	12:36:10.843	
4 -	1:26.219	42.982	2:09.201	82.72	0.582	12:38:20.044	
5 -	<b>1:25.900</b>	42.719	<b>2:08.619 (1)</b>	<b>83.09</b>		<b>12:40:28.663</b>	

P6 33		Steve COSTIN		Suzuki SV650 - Sublime Designs / T.M Services/ ATP Motorspor			
IDEAL LAP TIME : 2:08.619		BEST LAP TIME : 2:09.000		DIFFERENCE : 0.381			
LAP	SECTOR 1	SECTOR 2	LAP TIME	MPH	DIFF	TIME OF DAY	
1 -		42.842	2:14.399	79.52	5.399	12:31:53.269	
2 -	1:25.957	43.284	2:09.241 (3)	82.69	0.241	12:34:02.510	
3 -	1:27.274	42.976	2:10.250	82.05	1.250	12:36:12.760	
4 -	<b>1:25.851</b>	43.149	<b>2:09.000 (1)</b>	<b>82.85</b>		<b>12:38:21.760</b>	
5 -	1:26.309	<b>42.768</b>	2:09.077 (2)	82.80	0.077	12:40:30.837	



# BMCRC - MRO Championships 2024 - Rnd 3 @ Snetterton 300

## MRO Minitwins

### RACE 8 - SECTOR ANALYSIS



SECTOR 1 = FL to I1, SECTOR 2 = I1 to FL, DIFF = Difference To Personal Best Lap, P = Crossed Finish Line in Pit Lane, D = Time Disallowed

P7 21		Toby FINNIS		Suzuki SV650 - Crawfords/ Tey Farm Systems/ Harlow Ag			
IDEAL LAP TIME : 2:08.678		BEST LAP TIME : 2:08.845		DIFFERENCE : 0.167			
LAP	SECTOR 1	SECTOR 2	LAP TIME	MPH	DIFF	TIME OF DAY	
1 -		42.914	2:15.117	79.10	6.272	12:31:53.987	
2 -	<b>1:26.110</b>	42.917	2:09.027 (2)	82.83	0.182	12:34:03.014	
3 -	1:26.635	42.861	2:09.496 (3)	82.53	0.651	12:36:12.510	
4 -	1:26.594	43.145	2:09.739	82.38	0.894	12:38:22.249	
5 -	1:26.277	<b>42.568</b>	<b>2:08.845 (1)</b>	<b>82.95</b>		<b>12:40:31.094</b>	

P8 3		Oliver ARBON		Suzuki SV650 - TT Plumbing & Heating			
IDEAL LAP TIME : 2:08.419		BEST LAP TIME : 2:08.849		DIFFERENCE : 0.430			
LAP	SECTOR 1	SECTOR 2	LAP TIME	MPH	DIFF	TIME OF DAY	
1 -		43.710	2:18.836	76.98	9.987	12:31:57.706	
2 -	1:27.104	43.626	2:10.730	81.75	1.881	12:34:08.436	
3 -	1:26.445	<b>42.712</b>	2:09.157 (3)	82.75	0.308	12:36:17.593	
4 -	<b>1:25.707</b>	43.338	2:09.045 (2)	82.82	0.196	12:38:26.638	
5 -	1:25.894	42.955	<b>2:08.849 (1)</b>	<b>82.95</b>		<b>12:40:35.487</b>	

P9 27		Jack BETTIS		Suzuki SV650 - NB Toolmaking			
IDEAL LAP TIME : 2:09.367		BEST LAP TIME : 2:09.367		DIFFERENCE : 0.000			
LAP	SECTOR 1	SECTOR 2	LAP TIME	MPH	DIFF	TIME OF DAY	
1 -		43.322	2:16.117	78.52	6.750	12:31:54.987	
2 -	1:27.288	43.784	2:11.072	81.54	1.705	12:34:06.059	
3 -	1:26.325	43.627	2:09.952 (2)	82.24	0.585	12:36:16.011	
4 -	1:27.296	43.639	2:10.935 (3)	81.62	1.568	12:38:26.946	
5 -	<b>1:26.185</b>	<b>43.182</b>	<b>2:09.367 (1)</b>	<b>82.61</b>		<b>12:40:36.313</b>	

P10 189		Sebastian BARAN		Suzuki SV650 -			
IDEAL LAP TIME : 2:09.673		BEST LAP TIME : 2:10.055		DIFFERENCE : 0.382			
LAP	SECTOR 1	SECTOR 2	LAP TIME	MPH	DIFF	TIME OF DAY	
1 -		43.289	2:16.922	78.05	6.867	12:31:55.792	
2 -	<b>1:26.483</b>	43.572	<b>2:10.055 (1)</b>	<b>82.18</b>		<b>12:34:05.847</b>	
3 -	1:26.510	43.726	2:10.236 (2)	82.06	0.181	12:36:16.083	
4 -	1:27.244	43.564	2:10.808	81.70	0.753	12:38:26.891	
5 -	1:27.382	<b>43.190</b>	2:10.572 (3)	81.85	0.517	12:40:37.463	

P11 115		Brian MAHER		Suzuki SV650 - Spraytech /Espresso Solutions			
IDEAL LAP TIME : 2:10.225		BEST LAP TIME : 2:10.225		DIFFERENCE : 0.000			
LAP	SECTOR 1	SECTOR 2	LAP TIME	MPH	DIFF	TIME OF DAY	
1 -		43.774	2:19.065	76.85	8.840	12:31:57.935	
2 -	1:27.471	44.093	2:11.564	81.23	1.339	12:34:09.499	
3 -	<b>1:26.812</b>	<b>43.413</b>	<b>2:10.225 (1)</b>	<b>82.07</b>		<b>12:36:19.724</b>	
4 -	1:27.275	43.423	2:10.698 (2)	81.77	0.473	12:38:30.422	
5 -	1:27.075	43.737	2:10.812 (3)	81.70	0.587	12:40:41.234	

P12 9		Thomas BEDFORD		Suzuki SV650 - AWO Recycling Ltd			
IDEAL LAP TIME : 2:11.200		BEST LAP TIME : 2:11.319		DIFFERENCE : 0.119			
LAP	SECTOR 1	SECTOR 2	LAP TIME	MPH	DIFF	TIME OF DAY	
1 -		44.140	2:19.601	76.56	8.282	12:31:58.471	
2 -	1:28.510	<b>43.834</b>	2:12.344	80.75	1.025	12:34:10.815	
3 -	<b>1:27.366</b>	43.953	<b>2:11.319 (1)</b>	<b>81.39</b>		<b>12:36:22.134</b>	
4 -	1:27.515	44.196	2:11.711 (2)	81.14	0.392	12:38:33.845	
5 -	1:27.951	44.117	2:12.068 (3)	80.92	0.749	12:40:45.913	

# BMCRC - MRO Championships 2024 - Rnd 3 @ Snetterton 300

## MRO Minitwins

### RACE 8 - SECTOR ANALYSIS



SECTOR 1 = FL to I1, SECTOR 2 = I1 to FL, DIFF = Difference To Personal Best Lap, P = Crossed Finish Line in Pit Lane, D = Time Disallowed

P13 293		Leigh SMITH		Suzuki SV650 - Smiths Mechanical Support Ltd, Lamonde Autor		
IDEAL LAP TIME : 2:11.412		BEST LAP TIME : 2:11.412		DIFFERENCE : 0.000		
LAP	SECTOR 1	SECTOR 2	LAP TIME	MPH	DIFF	TIME OF DAY
1 -		44.835	2:21.710	75.42	10.298	12:32:00.580
2 -	1:30.021	44.067	2:14.088	79.70	2.676	12:34:14.668
3 -	1:28.594	43.935	2:12.529 (3)	80.64	1.117	12:36:27.197
4 -	<b>1:27.560</b>	<b>43.852</b>	<b>2:11.412 (1)</b>	<b>81.33</b>		<b>12:38:38.609</b>
5 -	1:27.732	44.132	2:11.864 (2)	81.05	0.452	12:40:50.473

P14 34		Andrew JOHNSON		Suzuki SV650 - Rose & Charlie Racing		
IDEAL LAP TIME : 2:12.644		BEST LAP TIME : 2:12.644		DIFFERENCE : 0.000		
LAP	SECTOR 1	SECTOR 2	LAP TIME	MPH	DIFF	TIME OF DAY
1 -		44.475	2:20.833	75.89	8.189	12:31:59.703
2 -	1:29.314	44.907	2:14.221	79.63	1.577	12:34:13.924
3 -	1:28.815	44.527	2:13.342 (3)	80.15	0.698	12:36:27.266
4 -	<b>1:28.414</b>	<b>44.230</b>	<b>2:12.644 (1)</b>	<b>80.57</b>		<b>12:38:39.910</b>
5 -	1:28.511	44.745	2:13.256 (2)	80.20	0.612	12:40:53.166

P15 15		James SVENSEN		Suzuki SV650 - Team TSR - HCL - RG Racing		
IDEAL LAP TIME : 2:12.136		BEST LAP TIME : 2:12.751		DIFFERENCE : 0.615		
LAP	SECTOR 1	SECTOR 2	LAP TIME	MPH	DIFF	TIME OF DAY
1 -		44.777	2:22.210	75.15	9.459	12:32:01.080
2 -	1:29.448	<b>43.842</b>	2:13.290 (3)	80.18	0.539	12:34:14.370
3 -	1:28.935	44.575	2:13.510	80.05	0.759	12:36:27.880
4 -	<b>1:28.294</b>	44.493	2:12.787 (2)	80.49	0.036	12:38:40.667
5 -	1:28.399	44.352	<b>2:12.751 (1)</b>	<b>80.51</b>		<b>12:40:53.418</b>

P16 111		Freddie BATE		Suzuki SV650 - hartjay		
IDEAL LAP TIME : 2:12.670		BEST LAP TIME : 2:12.922		DIFFERENCE : 0.252		
LAP	SECTOR 1	SECTOR 2	LAP TIME	MPH	DIFF	TIME OF DAY
1 -		45.256	2:23.820	74.31	10.898	12:32:02.690
2 -	<b>1:28.497</b>	44.734	2:13.231 (2)	80.22	0.309	12:34:15.921
3 -	1:28.749	<b>44.173</b>	<b>2:12.922 (1)</b>	<b>80.40</b>		<b>12:36:28.843</b>
4 -	1:28.773	44.538	2:13.311 (3)	80.17	0.389	12:38:42.154
5 -	1:29.236	44.871	2:14.107	79.69	1.185	12:40:56.261

P17 74		Daniel BLACK		Suzuki SV650 - DAD		
IDEAL LAP TIME : 2:14.264		BEST LAP TIME : 2:14.264		DIFFERENCE : 0.000		
LAP	SECTOR 1	SECTOR 2	LAP TIME	MPH	DIFF	TIME OF DAY
1 -		44.822	2:21.498	75.53	7.234	12:32:00.368
2 -	1:30.125	44.881	2:15.006 (2)	79.16	0.742	12:34:15.374
3 -	<b>1:29.876</b>	<b>44.388</b>	<b>2:14.264 (1)</b>	<b>79.60</b>		<b>12:36:29.638</b>
4 -	1:30.874	44.967	2:15.841 (3)	78.68	1.577	12:38:45.479
5 -	1:31.453	45.479	2:16.932	78.05	2.668	12:41:02.411

P18 47		Tristan BOHANAN		Suzuki SV650 -		
IDEAL LAP TIME : 2:15.779		BEST LAP TIME : 2:15.779		DIFFERENCE : 0.000		
LAP	SECTOR 1	SECTOR 2	LAP TIME	MPH	DIFF	TIME OF DAY
1 -		45.524	2:24.811	73.80	9.032	12:32:03.681
2 -	1:30.586	46.387	2:16.973 (3)	78.03	1.194	12:34:20.654
3 -	1:30.659	46.265	2:16.924 (2)	78.05	1.145	12:36:37.578
4 -	1:32.043	45.906	2:17.949	77.47	2.170	12:38:55.527
5 -	<b>1:30.561</b>	<b>45.218</b>	<b>2:15.779 (1)</b>	<b>78.71</b>		<b>12:41:11.306</b>

# BMCRC - MRO Championships 2024 - Rnd 3 @ Snetterton 300

## MRO Minitwins

### RACE 8 - SECTOR ANALYSIS



SECTOR 1 = FL to I1, SECTOR 2 = I1 to FL, DIFF = Difference To Personal Best Lap, P = Crossed Finish Line in Pit Lane, D = Time Disallowed

P19 127		Matthew CHAM		Ducati MONSTER 796 -		
IDEAL LAP TIME : 2:15.741		BEST LAP TIME : 2:15.741		DIFFERENCE : 0.000		
LAP	SECTOR 1	SECTOR 2	LAP TIME	MPH	DIFF	TIME OF DAY
1 -		45.247	2:23.519	74.47	7.778	12:32:02.389
2 -	1:31.852	45.540	2:17.392 (2)	77.79	1.651	12:34:19.781
3 -	1:31.434	46.058	2:17.492 (3)	77.73	1.751	12:36:37.273
4 -	1:32.201	46.144	2:18.345	77.25	2.604	12:38:55.618
5 -	<b>1:30.889</b>	<b>44.852</b>	<b>2:15.741 (1)</b>	<b>78.73</b>		<b>12:41:11.359</b>

P20 281		Daniel FARLEY		Suzuki SV650 - F-Tech Fire & Electrical Ltd		
IDEAL LAP TIME : 2:18.259		BEST LAP TIME : 2:18.430		DIFFERENCE : 0.171		
LAP	SECTOR 1	SECTOR 2	LAP TIME	MPH	DIFF	TIME OF DAY
1 -		47.180	2:29.732	71.38	11.302	12:32:08.602
2 -	1:33.565	<b>46.031</b>	2:19.596 (2)	76.56	1.166	12:34:28.198
3 -	<b>1:32.228</b>	46.202	<b>2:18.430 (1)</b>	<b>77.20</b>		<b>12:36:46.628</b>
4 -	1:33.296	46.948	2:20.244 (3)	76.21	1.814	12:39:06.872
5 -	1:34.402	46.762	2:21.164	75.71	2.734	12:41:28.036

P21 158		Danny BRENNAN		Suzuki SV650 -		
IDEAL LAP TIME : 2:18.571		BEST LAP TIME : 2:18.603		DIFFERENCE : 0.032		
LAP	SECTOR 1	SECTOR 2	LAP TIME	MPH	DIFF	TIME OF DAY
1 -		47.117	2:29.561	71.46	10.958	12:32:08.431
2 -	1:34.243	<b>46.248</b>	2:20.491 (3)	76.07	1.888	12:34:28.922
3 -	<b>1:32.323</b>	46.280	<b>2:18.603 (1)</b>	<b>77.11</b>		<b>12:36:47.525</b>
4 -	1:32.704	46.972	2:19.676 (2)	76.52	1.073	12:39:07.201
5 -	1:34.161	47.267	2:21.428	75.57	2.825	12:41:28.629

P22 40		Simon WILKINSON		Suzuki SV650 -		
IDEAL LAP TIME : 2:18.703		BEST LAP TIME : 2:19.186		DIFFERENCE : 0.483		
LAP	SECTOR 1	SECTOR 2	LAP TIME	MPH	DIFF	TIME OF DAY
1 -		47.084	2:29.441	71.52	10.255	12:32:08.311
2 -	1:33.858	47.627	2:21.485	75.54	2.299	12:34:29.796
3 -	1:33.559	<b>46.532</b>	2:20.091 (3)	76.29	0.905	12:36:49.887
4 -	1:32.614	47.141	2:19.755 (2)	76.47	0.569	12:39:09.642
5 -	<b>1:32.171</b>	47.015	<b>2:19.186 (1)</b>	<b>76.78</b>		<b>12:41:28.828</b>

P23 766		Gareth ROSE		Suzuki SV650 -		
IDEAL LAP TIME : 2:19.253		BEST LAP TIME : 2:19.253		DIFFERENCE : 0.000		
LAP	SECTOR 1	SECTOR 2	LAP TIME	MPH	DIFF	TIME OF DAY
1 -		47.040	2:27.489	72.46	8.236	12:32:06.359
2 -	1:34.345	47.728	2:22.073 (3)	75.22	2.820	12:34:28.432
3 -	1:34.938	47.245	2:22.183	75.17	2.930	12:36:50.615
4 -	<b>1:32.539</b>	<b>46.714</b>	<b>2:19.253 (1)</b>	<b>76.75</b>		<b>12:39:09.868</b>
5 -	1:32.642	46.949	2:19.591 (2)	76.56	0.338	12:41:29.459

P24 69		Jack GRIFFITHS		Suzuki SV650 - Joe's Carpets/ATP Racing		
IDEAL LAP TIME : 2:24.612		BEST LAP TIME : 2:24.647		DIFFERENCE : 0.035		
LAP	SECTOR 1	SECTOR 2	LAP TIME	MPH	DIFF	TIME OF DAY
1 -		48.961	2:35.180	68.87	10.533	12:32:14.050
2 -	1:37.549	48.865	2:26.414	72.99	1.767	12:34:40.464
3 -	1:37.584	48.290	2:25.874 (3)	73.26	1.227	12:37:06.338
4 -	<b>1:36.492</b>	48.156	2:24.648 (2)	73.89	0.001	12:39:30.986
5 -	1:36.527	<b>48.120</b>	<b>2:24.647 (1)</b>	<b>73.89</b>		<b>12:41:55.633</b>

# BMCRC - MRO Championships 2024 - Rnd 3 @ Snetterton 300

## MRO Minitwins

### RACE 8 - SECTOR ANALYSIS



SECTOR 1 = FL to I1, SECTOR 2 = I1 to FL, DIFF = Difference To Personal Best Lap, P = Crossed Finish Line in Pit Lane, D = Time Disallowed

<b>P25 51</b>		<b>Andrew DURANT</b>		Suzuki SV650 -			
IDEAL LAP TIME : 2:25.159		BEST LAP TIME : 2:25.352		DIFFERENCE : 0.193			
LAP	SECTOR 1	SECTOR 2	LAP TIME	MPH	DIFF	TIME OF DAY	
1 -		49.444	2:34.275	69.27	8.923	12:32:13.145	
2 -	1:37.481	49.907	2:27.388	72.51	2.036	12:34:40.533	
3 -	1:38.381	<b>48.611</b>	2:26.992 (3)	72.71	1.640	12:37:07.525	
<b>4 -</b>	<b>1:36.548</b>	48.804	<b>2:25.352 (1)</b>	<b>73.53</b>		<b>12:39:32.877</b>	
5 -	1:37.180	48.820	2:26.000 (2)	73.20	0.648	12:41:58.877	

<b>P26 8</b>		<b>Stuart ALBON</b>		Suzuki SV650 - Winter Sun Skydiving			
IDEAL LAP TIME : 2:34.696		BEST LAP TIME : 2:36.191		DIFFERENCE : 1.495			
LAP	SECTOR 1	SECTOR 2	LAP TIME	MPH	DIFF	TIME OF DAY	
1 -		52.940	2:42.053	65.95	5.862	12:32:20.923	
2 -	1:44.734	52.396	2:37.130 (2)	68.02	0.939	12:34:58.053	
3 -	<b>1:43.814</b>	55.170	2:38.984 (3)	67.22	2.793	12:37:37.037	
<b>4 -</b>	1:45.309	<b>50.882</b>	<b>2:36.191 (1)</b>	<b>68.42</b>		<b>12:40:13.228</b>	

# BMCRC - MRO Championships 2024 - Rnd 3 @ Snetterton 300

## MRO Minitwins

### RACE 8 - BEST SECTORS

SECTOR 1			SECTOR 2			IDEAL / BEST COMPARISON						
POS	NO	NAME	TIME	NO	NAME	TIME	POS	NO	NAME	IDEAL	BEST	DIFF
									<b>PERFECT LAP</b>	<b>2:03.838</b>		
1	1	TWYFORD	1:22.735	22	DOWDS	41.103	1	22	DOWDS	2:04.058	2:04.058	0.000
2	22	DOWDS	1:22.955	333	LINDEMANN	41.373	2	1	TWYFORD	2:04.111	2:04.264	0.153
3	333	LINDEMANN	1:23.056	1	TWYFORD	41.376	3	333	LINDEMANN	2:04.429	2:04.545	0.116
4	66	DUCRAN	1:24.897	66	DUCRAN	42.182	4	66	DUCRAN	2:07.079	2:07.079	0.000
5	3	ARBON	1:25.707	21	FINNIS	42.568	5	3	ARBON	2:08.419	2:08.849	0.430
6	33	COSTIN	1:25.851	19	LILLEY	42.603	6	19	LILLEY	2:08.503	2:08.619	0.116
7	19	LILLEY	1:25.900	3	ARBON	42.712	7	33	COSTIN	2:08.619	2:09.000	0.381
8	21	FINNIS	1:26.110	33	COSTIN	42.768	8	21	FINNIS	2:08.678	2:08.845	0.167
9	27	BETTIS	1:26.185	27	BETTIS	43.182	9	27	BETTIS	2:09.367	2:09.367	0.000
10	189	BARAN	1:26.483	189	BARAN	43.190	10	189	BARAN	2:09.673	2:10.055	0.382
11	115	MAHER	1:26.812	115	MAHER	43.413	11	115	MAHER	2:10.225	2:10.225	0.000
12	9	BEDFORD	1:27.366	9	BEDFORD	43.834	12	9	BEDFORD	2:11.200	2:11.319	0.119
13	293	SMITH	1:27.560	15	SVENSEN	43.842	13	293	SMITH	2:11.412	2:11.412	0.000
14	15	SVENSEN	1:28.294	293	SMITH	43.852	14	15	SVENSEN	2:12.136	2:12.751	0.615
15	34	JOHNSON	1:28.414	111	BATE	44.173	15	34	JOHNSON	2:12.644	2:12.644	0.000
16	111	BATE	1:28.497	34	JOHNSON	44.230	16	111	BATE	2:12.670	2:12.922	0.252
17	74	BLACK	1:29.876	74	BLACK	44.388	17	74	BLACK	2:14.264	2:14.264	0.000
18	47	BOHANAN	1:30.561	127	CHAM	44.852	18	127	CHAM	2:15.741	2:15.741	0.000
19	127	CHAM	1:30.889	47	BOHANAN	45.218	19	47	BOHANAN	2:15.779	2:15.779	0.000
20	40	WILKINSON	1:32.171	281	FARLEY	46.031	20	281	FARLEY	2:18.259	2:18.430	0.171
21	281	FARLEY	1:32.228	158	BRENNAN	46.248	21	158	BRENNAN	2:18.571	2:18.603	0.032
22	158	BRENNAN	1:32.323	40	WILKINSON	46.532	22	40	WILKINSON	2:18.703	2:19.186	0.483
23	766	ROSE	1:32.539	766	ROSE	46.714	23	766	ROSE	2:19.253	2:19.253	0.000
24	69	GRIFFITHS	1:36.492	69	GRIFFITHS	48.120	24	69	GRIFFITHS	2:24.612	2:24.647	0.035
25	51	DURANT	1:36.548	51	DURANT	48.611	25	51	DURANT	2:25.159	2:25.352	0.193
26	8	ALBON	1:43.814	8	ALBON	50.882	26	8	ALBON	2:34.696	2:36.191	1.495
27												

# BMCRC - MRO Championships 2024 - Rnd 3 @ Snetterton 300

## MRO Minitwins

### RACE 8 - STATISTICS

<b>Competitors Started</b>	27
<b>Planned Start</b>	2024-05-05 @ 12:25:00.000
<b>Actual Start</b>	2024-05-05 @ 12:29:38.869
<b>Finish Time</b>	2024-05-05 @ 12:40:08.093
<b>Track Length</b>	2.9689mi.
<b>Total Laps</b>	129
<b>Total Distance Covered</b>	382.9895mi.

#### Session Fastest Lap History

NO	NAME	LAP TIME	TIME OF DAY	LAP	VEHICLE
1	David TWYFORD	<b>2:05.293</b>	12:33:54.559	2	Suzuki SV650
333	David LINDEMANN	<b>2:04.556</b>	12:33:55.093	2	Suzuki SV650
22	Darren DOWDS	<b>2:04.419</b>	12:35:59.016	3	Suzuki SV650
22	Darren DOWDS	<b>2:04.058</b>	12:40:08.099	5	Suzuki SV650

#### Session Leader History

NO	NAME	FROM LAP	LAPS LED	DISTANCE	VEHICLE
22	Darren DOWDS	1	1	2.96 miles	Suzuki SV650
1	David TWYFORD	2	1	2.96 miles	Suzuki SV650
22	Darren DOWDS	3	3	8.90 miles	Suzuki SV650

#### Flag History

TYPE	TIME OF DAY
GREEN	12:29:38.869
FINISH	12:40:08.093

#### Flag Statistics

TYPE	COUNT	TOTAL LAPS	TOTAL TIME
Green	1	5	12:22.991
Red	0	0	0.000
Safety Car	0	0	0.000
FCY	0	0	0.000

# BMCRC - MRO Championships 2024 - Rnd 3 @ Snetterton 300


## MRO Minitwins

### RACE 19 - GRID (5 Laps)

ROW 10				28	81	Malvern MAY				
ROW 9		27	67	Simon HARVEY	26	8	Stuart ALBON	25	51	Andrew DURANT
ROW 8		24	69	Jack GRIFFITHS	23	766	Gareth ROSE	22	40	Simon WILKINSON
ROW 7		21	158	Danny BRENNAN	20	281	Daniel FARLEY	19	47	Tristan BOHANAN
ROW 6		18	127	Matthew CHAM	17	74	Daniel BLACK	16	111	Freddie BATE
ROW 5		15	15	James SVENSEN	14	34	Andrew JOHNSON	13	293	Leigh SMITH
ROW 4		12	9	Thomas BEDFORD	11	115	Brian MAHER	10	189	Sebastian BARAN
ROW 3		9	27	Jack BETTIS	8	33	Steve COSTIN	7	3	Oliver ARBON
ROW 2		6	21	Toby FINNIS	5	19	Kevin LILLEY	4	66	Mitch DUCRAN
ROW 1		3	333	David LINDEMANN	2	1	David TWYFORD	1	22	Darren DOWDS
										<b>Pole</b>

These results are provisional until the conclusion of any judicial and technical matters.

Snetterton 300: 2.9689 miles

Clerk Of Course:	Stewards:	Timekeeper:	<i>Craig Smith</i>	
------------------	-----------	-------------	--------------------	---

Results can be found at [www.tsl-timing.com](http://www.tsl-timing.com)

Printed - 12:43 Sunday, 05 May 2024



# BMCRC - MRO Championships 2024 - Rnd 3 @ Snetterton 300

## MRO Minitwins

### RACE 19 - CLASSIFICATION

Race Distance: 5 Laps / 14.84 miles

POS	NO	NAME	ENTRY	LAPS	TIME	GAP	DIFF	MPH	BEST	ON	GRD	↑↓
1	333	David LINDEMANN	Suzuki SV650 - Giraffe Decorators	5	10:28.776			84.99	2:04.141	4	3	2
2	22	Darren DOWDS	Suzuki SV650 - sublime dsg Ltd	5	10:29.107	0.331	0.331	84.94	2:04.101	5	1	-1
3	1	David TWYFORD	Suzuki SV650 - IMP Racing, MHP, Chris Cowan	5	10:29.939	1.163	0.832	84.83	2:04.682	3	2	-1
4	66	Mitch DUCRAN	Suzuki SV650 - JP Haulage	5	10:44.618	15.842	14.679	82.90	2:07.339	2	4	0
5	3	Oliver ARBON	Suzuki SV650 - TT Plumbing & Heating	5	10:52.369	23.593	7.751	81.91	2:08.216	4	7	2
6	19	Kevin LILLEY	Suzuki SV650 - Trafalgar Cleaning Eqpt. / Steve Jordan Motr	5	10:52.432	23.656	0.063	81.90	2:09.036	2	5	-1
7	21	Toby FINNIS	Suzuki SV650 - Crawfords/ Tey Farm Systems/ Harlow Ag	5	10:55.591	26.815	3.159	81.51	2:09.599	3	6	-1
8	27	Jack BETTIS	Suzuki SV650 - NB Toolmaking	5	11:01.847	33.071	6.256	80.74	2:09.655	4	9	1
9	189	Sebastian BARAN	Suzuki SV650 -	5	11:01.864	33.088	0.017	80.74	2:10.090	3	10	1
10	33	Steve COSTIN	Suzuki SV650 - Sublime Designs / T.M Services/ ATP Motors	5	11:02.144	33.368	0.280	80.70	2:09.322	4	8	-2
11	115	Brian MAHER	Suzuki SV650 - Spraytech /Espresso Solutions	5	11:03.727	34.951	1.583	80.51	2:10.873	3	11	0
12	293	Leigh SMITH	Suzuki SV650 - Smiths Mechanical Support Ltd, Lamonde At	5	11:06.092	37.316	2.365	80.22	2:10.974	5	13	1
13	15	James SVENSEN	Suzuki SV650 - Team TSR - HCL - RG Racing	5	11:09.520	40.744	3.428	79.81	2:11.565	5	15	2
14	9	Thomas BEDFORD	Suzuki SV650 - AWO Recycling Ltd	5	11:10.994	42.218	1.474	79.64	2:12.252	4	12	-2
15	34	Andrew JOHNSON	Suzuki SV650 - Rose & Charlie Racing	5	11:23.200	54.424	12.206	78.22	2:13.895	4	14	-1
16	74	Daniel BLACK	Suzuki SV650 - DAD	5	11:23.725	54.949	0.525	78.16	2:14.717	5	17	1
17	127	Matthew CHAM	Ducati MONSTER 796 -	5	11:36.909	1:08.133	13.184	76.68	2:17.085	2	18	1
18	47	Tristan BOHANAN	Suzuki SV650 -	5	11:43.313	1:14.537	6.404	75.98	2:18.703	2	19	1
19	281	Daniel FARLEY	Suzuki SV650 - F-Tech Fire & Electrical Ltd	5	11:43.688	1:14.912	0.375	75.94	2:17.818	3	20	1
20	158	Danny BRENNAN	Suzuki SV650 -	5	11:49.657	1:20.881	5.969	75.30	2:19.081	3	21	1
21	40	Simon WILKINSON	Suzuki SV650 -	5	11:56.003	1:27.227	6.346	74.63	2:20.698	3	22	1
22	69	Jack GRIFFITHS	Suzuki SV650 - Joe's Carpets/ATP Racing	5	12:20.620	1:51.844	24.617	72.15	2:24.403	4	24	2
23	51	Andrew DURANT	Suzuki SV650 -	5	12:27.691	1:58.915	7.071	71.47	2:24.696	4	25	2

#### NOT CLASSIFIED

DNF	111	Freddie BATE	Suzuki SV650 - hartjay	1	2:30.821	4 Laps	4 Laps	70.86				16
DNF	766	Gareth ROSE	Suzuki SV650 -	1	2:33.203	4 Laps	2.382	69.76				23

#### NOT STARTED

NS	8	Stuart ALBON	Suzuki SV650 - Winter Sun Skydiving									26
----	---	--------------	-------------------------------------	--	--	--	--	--	--	--	--	----

#### FASTEST LAP

22	Darren DOWDS	Suzuki SV650 - sublime dsg Ltd	5	2:04.101			86.12 mph					138.60 kph
----	--------------	--------------------------------	---	----------	--	--	-----------	--	--	--	--	------------

#### Comments:

92.5% of Race Speed = 78.61 mph

Weather / Track : Cloudy / Dry

Date: 05/05/2024 Start: 16:34 Finish: 16:45

These results are provisional until the conclusion of any judicial and technical matters.

Snetterton 300: 2.9689 miles

Clerk Of Course:	Stewards:	Timekeeper:	<i>Craig Smith</i>	
------------------	-----------	-------------	--------------------	---

Results can be found at [www.tsl-timing.com](http://www.tsl-timing.com)

Printed - 16:47 Sunday, 05 May 2024





# BMCRC - MRO Championships 2024 - Rnd 3 @ Snetterton 300

## MRO Minitwins

### RACE 19 - LAP CHART

LAP 1 @ 16:36:41.252			LAP 2 @ 16:38:46.787			LAP 3 @ 16:40:51.622			LAP 4 @ 16:42:56.067			LAP 5 @ 16:45:00.341		
NO	BEHIND	LAP TIME	NO	BEHIND	LAP TIME	NO	BEHIND	LAP TIME	NO	BEHIND	LAP TIME	NO	BEHIND	LAP TIME
22		2:09.687	22		2:05.535	1		2:04.682	333		2:04.141	333		2:04.274
1	0.035	2:09.722	1	0.153	2:05.653	22	0.238	2:05.073	1	0.365	2:04.810	22	0.331	2:04.101
333	0.859	2:10.546	333	0.459	2:05.135	333	0.304	2:04.680	22	0.504	2:04.711	1	1.163	2:05.072
66	2.140	2:11.827	66	3.944	2:07.339	66	6.925	2:07.816	66	10.585	2:08.105	66	15.842	2:09.531
19	4.653	2:14.340	19	8.154	2:09.036	19	13.361	2:10.042	3	17.963	2:08.216	3	23.593	2:09.904
3	6.355	2:16.042	3	10.477	2:09.657	3	14.192	2:08.550	19	18.019	2:09.103	19	23.656	2:09.911
21	6.865	2:16.552	21	10.969	2:09.639	21	15.733	2:09.599	21	21.146	2:09.858	21	26.815	2:09.943
189	9.539	2:19.226	189	15.471	2:11.467	189	20.726	2:10.090	189	27.040	2:10.759	27	33.071	2:09.891
115	9.833	2:19.520	115	15.839	2:11.541	115	21.877	2:10.873	27	27.454	2:09.655	189	33.088	2:10.322
33	10.173	2:19.860	27	16.940	2:12.217	27	22.244	2:10.139	33	27.805	2:09.322	33	33.368	2:09.837
9	10.229	2:19.916	33	17.402	2:12.764	33	22.928	2:10.361	115	28.309	2:10.877	115	34.951	2:10.916
27	10.258	2:19.945	293	17.562	2:11.417	293	24.049	2:11.322	293	30.616	2:11.012	293	37.316	2:10.974
15	11.043	2:20.730	9	18.222	2:13.528	15	25.506	2:12.082	15	33.453	2:12.392	15	40.744	2:11.565
293	11.680	2:21.367	15	18.259	2:12.751	9	26.043	2:12.656	9	33.850	2:12.252	9	42.218	2:12.642
74	13.069	2:22.756	74	23.041	2:15.507	74	33.903	2:15.697	34	43.879	2:13.895	34	54.424	2:14.819
34	13.941	2:23.628	34	23.285	2:14.879	34	34.429	2:15.979	74	44.506	2:15.048	74	54.949	2:14.717
127	15.341	2:25.028	127	26.891	2:17.085	127	39.880	2:17.824	127	53.271	2:17.836	127	1:08.133	2:19.136
281	16.794	2:26.481	281	29.875	2:18.616	281	42.858	2:17.818	281	58.009	2:19.596	47	1:14.537	2:19.100
47	17.730	2:27.417	47	30.898	2:18.703	47	44.988	2:18.925	47	59.711	2:19.168	281	1:14.912	2:21.177
158	19.934	2:29.621	158	34.400	2:20.001	158	48.646	2:19.081	158	1:04.359	2:20.158	158	1:20.881	2:20.796
40	20.836	2:30.523	40	36.469	2:21.168	40	52.332	2:20.698	40	1:09.600	2:21.713	40	1:27.227	2:21.901
111	21.134	2:30.821	69	46.328	2:27.624	69	1:08.911	2:27.418	69	1:28.869	2:24.403	69	1:51.844	2:27.249
766	23.516	2:33.203	51	47.575	2:26.939	51	1:09.699	2:26.959	51	1:29.950	2:24.696	51	1:58.915	2:33.239
69	24.239	2:33.926												
51	26.171	2:35.858												

# BMCRC - MRO Championships 2024 - Rnd 3 @ Snetterton 300

## MRO Minitwins

### RACE 19 - POSITION CHART

No	Name	Lap Pos					
			1	2	3	4	5
22	DOWDS	1	22	22	1	333	333
1	TWYFORD	2	1	1	22	1	22
333	LINDEMANN	3	333	333	333	22	1
66	DUCRAN	4	66	66	66	66	66
19	LILLEY	5	19	19	19	3	3
21	FINNIS	6	3	3	3	19	19
3	ARBON	7	21	21	21	21	21
33	COSTIN	8	189	189	189	189	27
27	BETTIS	9	115	115	115	27	189
189	BARAN	10	33	27	27	33	33
115	MAHER	11	9	33	33	115	115
9	BEDFORD	12	27	293	293	293	293
293	SMITH	13	15	9	15	15	15
34	JOHNSON	14	293	15	9	9	9
15	SVENSEN	15	74	74	74	34	34
111	BATE	16	34	34	34	74	74
74	BLACK	17	127	127	127	127	127
127	CHAM	18	281	281	281	281	47
47	BOHANAN	19	47	47	47	47	281
281	FARLEY	20	158	158	158	158	158
158	BRENNAN	21	40	40	40	40	40
40	WILKINSON	22	111	69	69	69	69
766	ROSE	23	766	51	51	51	51
69	GRIFFITHS	24	69				
51	DURANT	25	51				
8	ALBON	26					

# BMCRC - MRO Championships 2024 - Rnd 3 @ Snetterton 300

## MRO Minitwins

### RACE 19 - SECTOR ANALYSIS



SECTOR 1 = FL to I1, SECTOR 2 = I1 to FL, DIFF = Difference To Personal Best Lap, P = Crossed Finish Line in Pit Lane, D = Time Disallowed

P1 333		David LINDEMANN		Suzuki SV650 - Giraffe Decorators		
IDEAL LAP TIME : 2:03.941		BEST LAP TIME : 2:04.141		DIFFERENCE : 0.200		
LAP	SECTOR 1	SECTOR 2	LAP TIME	MPH	DIFF	TIME OF DAY
1 -		41.747	2:10.546	81.87	6.405	16:36:42.111
2 -	1:23.263	41.872	2:05.135	85.41	0.994	16:38:47.246
3 -	1:23.071	41.609	2:04.680 (3)	85.72	0.539	16:40:51.926
4 -	<b>1:22.872</b>	41.269	<b>2:04.141 (1)</b>	<b>86.09</b>		<b>16:42:56.067</b>
5 -	1:23.205	<b>41.069</b>	2:04.274 (2)	86.00	0.133	16:45:00.341

P2 22		Darren DOWDS		Suzuki SV650 - sublime dsg Ltd		
IDEAL LAP TIME : 2:04.101		BEST LAP TIME : 2:04.101		DIFFERENCE : 0.000		
LAP	SECTOR 1	SECTOR 2	LAP TIME	MPH	DIFF	TIME OF DAY
1 -		41.737	2:09.687	82.41	5.586	16:36:41.252
2 -	1:24.041	41.494	2:05.535	85.14	1.434	16:38:46.787
3 -	1:23.324	41.749	2:05.073 (3)	85.45	0.972	16:40:51.860
4 -	1:22.993	41.718	2:04.711 (2)	85.70	0.610	16:42:56.571
5 -	<b>1:22.739</b>	<b>41.362</b>	<b>2:04.101 (1)</b>	<b>86.12</b>		<b>16:45:00.672</b>

P3 1		David TWYFORD		Suzuki SV650 - IMP Racing, MHP, Chris Cowan		
IDEAL LAP TIME : 2:04.467		BEST LAP TIME : 2:04.682		DIFFERENCE : 0.215		
LAP	SECTOR 1	SECTOR 2	LAP TIME	MPH	DIFF	TIME OF DAY
1 -		41.372	2:09.722	82.39	5.040	16:36:41.287
2 -	1:23.990	41.663	2:05.653	85.06	0.971	16:38:46.940
3 -	<b>1:23.131</b>	41.551	<b>2:04.682 (1)</b>	<b>85.72</b>		<b>16:40:51.622</b>
4 -	1:23.145	41.665	2:04.810 (2)	85.63	0.128	16:42:56.432
5 -	1:23.736	<b>41.336</b>	2:05.072 (3)	85.45	0.390	16:45:01.504

P4 66		Mitch DUCRAN		Suzuki SV650 - JP Haulage		
IDEAL LAP TIME : 2:07.133		BEST LAP TIME : 2:07.339		DIFFERENCE : 0.206		
LAP	SECTOR 1	SECTOR 2	LAP TIME	MPH	DIFF	TIME OF DAY
1 -		<b>42.112</b>	2:11.827	81.07	4.488	16:36:43.392
2 -	<b>1:25.021</b>	42.318	<b>2:07.339 (1)</b>	<b>83.93</b>		<b>16:38:50.731</b>
3 -	1:25.031	42.785	2:07.816 (2)	83.62	0.477	16:40:58.547
4 -	1:25.654	42.451	2:08.105 (3)	83.43	0.766	16:43:06.652
5 -	1:25.572	43.959	2:09.531	82.51	2.192	16:45:16.183

P5 3		Oliver ARBON		Suzuki SV650 - TT Plumbing & Heating		
IDEAL LAP TIME : 2:08.023		BEST LAP TIME : 2:08.216		DIFFERENCE : 0.193		
LAP	SECTOR 1	SECTOR 2	LAP TIME	MPH	DIFF	TIME OF DAY
1 -		43.186	2:16.042	78.56	7.826	16:36:47.607
2 -	1:26.488	43.169	2:09.657 (3)	82.43	1.441	16:38:57.264
3 -	1:26.020	<b>42.530</b>	2:08.550 (2)	83.14	0.334	16:41:05.814
4 -	<b>1:25.493</b>	42.723	<b>2:08.216 (1)</b>	<b>83.35</b>		<b>16:43:14.030</b>
5 -	1:25.816	44.088	2:09.904	82.27	1.688	16:45:23.934

P6 19		Kevin LILLEY		Suzuki SV650 - Trafalgar Cleaning Eqpt. / Steve Jordan Motorcy		
IDEAL LAP TIME : 2:08.538		BEST LAP TIME : 2:09.036		DIFFERENCE : 0.498		
LAP	SECTOR 1	SECTOR 2	LAP TIME	MPH	DIFF	TIME OF DAY
1 -		43.203	2:14.340	79.55	5.304	16:36:45.905
2 -	1:26.032	43.004	<b>2:09.036 (1)</b>	<b>82.83</b>		<b>16:38:54.941</b>
3 -	1:26.771	43.271	2:10.042	82.18	1.006	16:41:04.983
4 -	1:26.381	<b>42.722</b>	2:09.103 (2)	82.78	0.067	16:43:14.086
5 -	<b>1:25.816</b>	44.095	2:09.911 (3)	82.27	0.875	16:45:23.997

# BMCRC - MRO Championships 2024 - Rnd 3 @ Snetterton 300

## MRO Minitwins

### RACE 19 - SECTOR ANALYSIS



SECTOR 1 = FL to I1, SECTOR 2 = I1 to FL, DIFF = Difference To Personal Best Lap, P = Crossed Finish Line in Pit Lane, D = Time Disallowed

P7 21		Toby FINNIS		Suzuki SV650 - Crawfords/ Tey Farm Systems/ Harlow Ag			
IDEAL LAP TIME : 2:09.521		BEST LAP TIME : 2:09.599		DIFFERENCE : 0.078			
LAP	SECTOR 1	SECTOR 2	LAP TIME	MPH	DIFF	TIME OF DAY	
1 -		43.543	2:16.552	78.27	6.953	16:36:48.117	
2 -	1:26.505	<b>43.134</b>	2:09.639 (2)	82.44	0.040	16:38:57.756	
3 -	<b>1:26.387</b>	43.212	<b>2:09.599 (1)</b>	<b>82.47</b>		<b>16:41:07.355</b>	
4 -	1:26.565	43.293	2:09.858 (3)	82.30	0.259	16:43:17.213	
5 -	1:26.760	43.183	2:09.943	82.25	0.344	16:45:27.156	

P8 27		Jack BETTIS		Suzuki SV650 - NB Toolmaking			
IDEAL LAP TIME : 2:09.359		BEST LAP TIME : 2:09.655		DIFFERENCE : 0.296			
LAP	SECTOR 1	SECTOR 2	LAP TIME	MPH	DIFF	TIME OF DAY	
1 -		43.684	2:19.945	76.37	10.290	16:36:51.510	
2 -	1:27.672	44.545	2:12.217	80.83	2.562	16:39:03.727	
3 -	1:26.915	<b>43.224</b>	2:10.139 (3)	82.12	0.484	16:41:13.866	
4 -	<b>1:26.135</b>	43.520	<b>2:09.655 (1)</b>	<b>82.43</b>		<b>16:43:23.521</b>	
5 -	1:26.459	43.432	2:09.891 (2)	82.28	0.236	16:45:33.412	

P9 189		Sebastian BARAN		Suzuki SV650 -			
IDEAL LAP TIME : 2:10.010		BEST LAP TIME : 2:10.090		DIFFERENCE : 0.080			
LAP	SECTOR 1	SECTOR 2	LAP TIME	MPH	DIFF	TIME OF DAY	
1 -		44.736	2:19.226	76.76	9.136	16:36:50.791	
2 -	1:27.587	43.880	2:11.467	81.29	1.377	16:39:02.258	
3 -	<b>1:26.647</b>	43.443	<b>2:10.090 (1)</b>	<b>82.15</b>		<b>16:41:12.348</b>	
4 -	1:26.783	43.976	2:10.759 (3)	81.73	0.669	16:43:23.107	
5 -	1:26.959	<b>43.363</b>	2:10.322 (2)	82.01	0.232	16:45:33.429	

P10 33		Steve COSTIN		Suzuki SV650 - Sublime Designs / T.M Services/ ATP Motorspo			
IDEAL LAP TIME : 2:09.322		BEST LAP TIME : 2:09.322		DIFFERENCE : 0.000			
LAP	SECTOR 1	SECTOR 2	LAP TIME	MPH	DIFF	TIME OF DAY	
1 -		43.806	2:19.860	76.41	10.538	16:36:51.425	
2 -	1:27.752	45.012	2:12.764	80.50	3.442	16:39:04.189	
3 -	1:26.888	43.473	2:10.361 (3)	81.98	1.039	16:41:14.550	
4 -	<b>1:26.114</b>	<b>43.208</b>	<b>2:09.322 (1)</b>	<b>82.64</b>		<b>16:43:23.872</b>	
5 -	1:26.554	43.283	2:09.837 (2)	82.31	0.515	16:45:33.709	

P11 115		Brian MAHER		Suzuki SV650 - Spraytech /Espresso Solutions			
IDEAL LAP TIME : 2:10.456		BEST LAP TIME : 2:10.873		DIFFERENCE : 0.417			
LAP	SECTOR 1	SECTOR 2	LAP TIME	MPH	DIFF	TIME OF DAY	
1 -		44.476	2:19.520	76.60	8.647	16:36:51.085	
2 -	1:27.762	43.779	2:11.541	81.25	0.668	16:39:02.626	
3 -	1:27.130	43.743	<b>2:10.873 (1)</b>	<b>81.66</b>		<b>16:41:13.499</b>	
4 -	1:27.247	<b>43.630</b>	2:10.877 (2)	81.66	0.004	16:43:24.376	
5 -	<b>1:26.826</b>	44.090	2:10.916 (3)	81.64	0.043	16:45:35.292	

P12 293		Leigh SMITH		Suzuki SV650 - Smiths Mechanical Support Ltd, Lamonde Autor			
IDEAL LAP TIME : 2:10.803		BEST LAP TIME : 2:10.974		DIFFERENCE : 0.171			
LAP	SECTOR 1	SECTOR 2	LAP TIME	MPH	DIFF	TIME OF DAY	
1 -		44.298	2:21.367	75.60	10.393	16:36:52.932	
2 -	1:27.443	43.974	2:11.417	81.32	0.443	16:39:04.349	
3 -	1:27.778	43.544	2:11.322 (3)	81.38	0.348	16:41:15.671	
4 -	<b>1:27.297</b>	43.715	2:11.012 (2)	81.58	0.038	16:43:26.683	
5 -	1:27.468	<b>43.506</b>	<b>2:10.974 (1)</b>	<b>81.60</b>		<b>16:45:37.657</b>	

# BMCRC - MRO Championships 2024 - Rnd 3 @ Snetterton 300

## MRO Minitwins

### RACE 19 - SECTOR ANALYSIS



SECTOR 1 = FL to I1, SECTOR 2 = I1 to FL, DIFF = Difference To Personal Best Lap, P = Crossed Finish Line in Pit Lane, D = Time Disallowed

P13 15		James SVENSEN		Suzuki SV650 - Team TSR - HCL - RG Racing		
IDEAL LAP TIME : 2:11.565		BEST LAP TIME : 2:11.565		DIFFERENCE : 0.000		
LAP	SECTOR 1	SECTOR 2	LAP TIME	MPH	DIFF	TIME OF DAY
1 -		44.079	2:20.730	75.94	9.165	16:36:52.295
2 -	1:29.158	43.593	2:12.751	80.51	1.186	16:39:05.046
3 -	1:28.157	43.925	2:12.082 (2)	80.92	0.517	16:41:17.128
4 -	1:28.586	43.806	2:12.392 (3)	80.73	0.827	16:43:29.520
5 -	<b>1:28.068</b>	<b>43.497</b>	<b>2:11.565 (1)</b>	<b>81.23</b>		<b>16:45:41.085</b>

P14 9		Thomas BEDFORD		Suzuki SV650 - AWO Recycling Ltd		
IDEAL LAP TIME : 2:12.137		BEST LAP TIME : 2:12.252		DIFFERENCE : 0.115		
LAP	SECTOR 1	SECTOR 2	LAP TIME	MPH	DIFF	TIME OF DAY
1 -		44.290	2:19.916	76.38	7.664	16:36:51.481
2 -	1:28.838	44.690	2:13.528	80.04	1.276	16:39:05.009
3 -	1:28.677	<b>43.979</b>	2:12.656 (3)	80.56	0.404	16:41:17.665
4 -	1:28.271	43.981	<b>2:12.252 (1)</b>	<b>80.81</b>		<b>16:43:29.917</b>
5 -	<b>1:28.158</b>	44.484	2:12.642 (2)	80.57	0.390	16:45:42.559

P15 34		Andrew JOHNSON		Suzuki SV650 - Rose & Charlie Racing		
IDEAL LAP TIME : 2:13.895		BEST LAP TIME : 2:13.895		DIFFERENCE : 0.000		
LAP	SECTOR 1	SECTOR 2	LAP TIME	MPH	DIFF	TIME OF DAY
1 -		44.637	2:23.628	74.41	9.733	16:36:55.193
2 -	1:29.575	45.304	2:14.879 (3)	79.24	0.984	16:39:10.072
3 -	1:30.929	45.050	2:15.979	78.60	2.084	16:41:26.051
4 -	<b>1:29.336</b>	<b>44.559</b>	<b>2:13.895 (1)</b>	<b>79.82</b>		<b>16:43:39.946</b>
5 -	1:30.086	44.733	2:14.819 (2)	79.27	0.924	16:45:54.765

P16 74		Daniel BLACK		Suzuki SV650 - DAD		
IDEAL LAP TIME : 2:14.452		BEST LAP TIME : 2:14.717		DIFFERENCE : 0.265		
LAP	SECTOR 1	SECTOR 2	LAP TIME	MPH	DIFF	TIME OF DAY
1 -		<b>44.205</b>	2:22.756	74.86	8.039	16:36:54.321
2 -	1:30.477	45.030	2:15.507 (3)	78.87	0.790	16:39:09.828
3 -	1:31.157	44.540	2:15.697	78.76	0.980	16:41:25.525
4 -	1:30.596	44.452	2:15.048 (2)	79.14	0.331	16:43:40.573
5 -	<b>1:30.247</b>	44.470	<b>2:14.717 (1)</b>	<b>79.33</b>		<b>16:45:55.290</b>

P17 127		Matthew CHAM		Ducati MONSTER 796 -		
IDEAL LAP TIME : 2:16.626		BEST LAP TIME : 2:17.085		DIFFERENCE : 0.459		
LAP	SECTOR 1	SECTOR 2	LAP TIME	MPH	DIFF	TIME OF DAY
1 -		<b>45.116</b>	2:25.028	73.69	7.943	16:36:56.593
2 -	<b>1:31.510</b>	45.575	<b>2:17.085 (1)</b>	<b>77.96</b>		<b>16:39:13.678</b>
3 -	1:31.853	45.971	2:17.824 (2)	77.54	0.739	16:41:31.502
4 -	1:32.154	45.682	2:17.836 (3)	77.54	0.751	16:43:49.338
5 -	1:32.622	46.514	2:19.136	76.81	2.051	16:46:08.474

P18 47		Tristan BOHANAN		Suzuki SV650 -		
IDEAL LAP TIME : 2:17.765		BEST LAP TIME : 2:18.703		DIFFERENCE : 0.938		
LAP	SECTOR 1	SECTOR 2	LAP TIME	MPH	DIFF	TIME OF DAY
1 -		47.004	2:27.417	72.50	8.714	16:36:58.982
2 -	<b>1:31.590</b>	47.113	<b>2:18.703 (1)</b>	<b>77.05</b>		<b>16:39:17.685</b>
3 -	1:32.266	46.659	2:18.925 (2)	76.93	0.222	16:41:36.610
4 -	1:32.615	46.553	2:19.168	76.79	0.465	16:43:55.778
5 -	1:32.925	<b>46.175</b>	2:19.100 (3)	76.83	0.397	16:46:14.878

# BMCRC - MRO Championships 2024 - Rnd 3 @ Snetterton 300

## MRO Minitwins

### RACE 19 - SECTOR ANALYSIS



SECTOR 1 = FL to I1, SECTOR 2 = I1 to FL, DIFF = Difference To Personal Best Lap, P = Crossed Finish Line in Pit Lane, D = Time Disallowed

P19 281		Daniel FARLEY		Suzuki SV650 - F-Tech Fire & Electrical Ltd		
IDEAL LAP TIME : 2:17.818		BEST LAP TIME : 2:17.818		DIFFERENCE : 0.000		
LAP	SECTOR 1	SECTOR 2	LAP TIME	MPH	DIFF	TIME OF DAY
1 -		46.451	2:26.481	72.96	8.663	16:36:58.046
2 -	1:32.123	46.493	2:18.616 (2)	77.10	0.798	16:39:16.662
3 -	<b>1:31.785</b>	<b>46.033</b>	<b>2:17.818 (1)</b>	<b>77.55</b>		<b>16:41:34.480</b>
4 -	1:32.470	47.126	2:19.596 (3)	76.56	1.778	16:43:54.076
5 -	1:34.446	46.731	2:21.177	75.70	3.359	16:46:15.253

P20 158		Danny BRENNAN		Suzuki SV650 -		
IDEAL LAP TIME : 2:19.081		BEST LAP TIME : 2:19.081		DIFFERENCE : 0.000		
LAP	SECTOR 1	SECTOR 2	LAP TIME	MPH	DIFF	TIME OF DAY
1 -		47.357	2:29.621	71.43	10.540	16:37:01.186
2 -	1:33.035	46.966	2:20.001 (2)	76.34	0.920	16:39:21.187
3 -	<b>1:32.879</b>	<b>46.202</b>	<b>2:19.081 (1)</b>	<b>76.84</b>		<b>16:41:40.268</b>
4 -	1:32.881	47.277	2:20.158 (3)	76.25	1.077	16:44:00.426
5 -	1:33.653	47.143	2:20.796	75.91	1.715	16:46:21.222

P21 40		Simon WILKINSON		Suzuki SV650 -		
IDEAL LAP TIME : 2:20.605		BEST LAP TIME : 2:20.698		DIFFERENCE : 0.093		
LAP	SECTOR 1	SECTOR 2	LAP TIME	MPH	DIFF	TIME OF DAY
1 -		<b>47.261</b>	2:30.523	71.00	9.825	16:37:02.088
2 -	1:33.780	47.388	2:21.168 (2)	75.71	0.470	16:39:23.256
3 -	<b>1:33.344</b>	47.354	<b>2:20.698 (1)</b>	<b>75.96</b>		<b>16:41:43.954</b>
4 -	1:33.765	47.948	2:21.713 (3)	75.42	1.015	16:44:05.667
5 -	1:34.199	47.702	2:21.901	75.32	1.203	16:46:27.568

P22 69		Jack GRIFFITHS		Suzuki SV650 - Joe's Carpets/ATP Racing		
IDEAL LAP TIME : 2:24.403		BEST LAP TIME : 2:24.403		DIFFERENCE : 0.000		
LAP	SECTOR 1	SECTOR 2	LAP TIME	MPH	DIFF	TIME OF DAY
1 -		48.423	2:33.926	69.43	9.523	16:37:05.491
2 -	1:38.833	48.791	2:27.624	72.40	3.221	16:39:33.115
3 -	1:37.787	49.631	2:27.418 (3)	72.50	3.015	16:42:00.533
4 -	<b>1:36.263</b>	<b>48.140</b>	<b>2:24.403 (1)</b>	<b>74.01</b>		<b>16:44:24.936</b>
5 -	1:38.240	49.009	2:27.249 (2)	72.58	2.846	16:46:52.185

P23 51		Andrew DURANT		Suzuki SV650 -		
IDEAL LAP TIME : 2:24.696		BEST LAP TIME : 2:24.696		DIFFERENCE : 0.000		
LAP	SECTOR 1	SECTOR 2	LAP TIME	MPH	DIFF	TIME OF DAY
1 -		49.438	2:35.858	68.57	11.162	16:37:07.423
2 -	1:37.575	49.364	2:26.939 (2)	72.73	2.243	16:39:34.362
3 -	1:37.384	49.575	2:26.959 (3)	72.72	2.263	16:42:01.321
4 -	<b>1:36.026</b>	<b>48.670</b>	<b>2:24.696 (1)</b>	<b>73.86</b>		<b>16:44:26.017</b>
5 -	1:43.562	49.677	2:33.239	69.74	8.543	16:46:59.256

P24 111		Freddie BATE		Suzuki SV650 - hartjay		
IDEAL LAP TIME : 2:16.814		BEST LAP TIME :		DIFFERENCE :		
LAP	SECTOR 1	SECTOR 2	LAP TIME	MPH	DIFF	TIME OF DAY
1 -		<b>45.284</b>	2:30.821	70.86		16:37:02.386

P25 766		Gareth ROSE		Suzuki SV650 -		
IDEAL LAP TIME : 2:24.497		BEST LAP TIME :		DIFFERENCE :		
LAP	SECTOR 1	SECTOR 2	LAP TIME	MPH	DIFF	TIME OF DAY
1 -		<b>48.986</b>	2:33.203	69.76		16:37:04.768

# BMCRC - MRO Championships 2024 - Rnd 3 @ Snetterton 300

## MRO Minitwins

### RACE 19 - BEST SECTORS

SECTOR 1			SECTOR 2			IDEAL / BEST COMPARISON						
POS	NO	NAME	TIME	NO	NAME	TIME	POS	NO	NAME	IDEAL	BEST	DIFF
1	22	DOWDS	1:22.739	333	LINDEMANN	41.069	1	333	LINDEMANN	2:03.941	2:04.141	0.200
2	333	LINDEMANN	1:22.872	1	TWYFORD	41.336	2	22	DOWDS	2:04.101	2:04.101	0.000
3	1	TWYFORD	1:23.131	22	DOWDS	41.362	3	1	TWYFORD	2:04.467	2:04.682	0.215
4	66	DUCRAN	1:25.021	66	DUCRAN	42.112	4	66	DUCRAN	2:07.133	2:07.339	0.206
5	3	ARBON	1:25.493	3	ARBON	42.530	5	3	ARBON	2:08.023	2:08.216	0.193
6	19	LILLEY	1:25.816	19	LILLEY	42.722	6	19	LILLEY	2:08.538	2:09.036	0.498
7	33	COSTIN	1:26.114	21	FINNIS	43.134	7	33	COSTIN	2:09.322	2:09.322	0.000
8	27	BETTIS	1:26.135	33	COSTIN	43.208	8	27	BETTIS	2:09.359	2:09.655	0.296
9	21	FINNIS	1:26.387	27	BETTIS	43.224	9	21	FINNIS	2:09.521	2:09.599	0.078
10	189	BARAN	1:26.647	189	BARAN	43.363	10	189	BARAN	2:10.010	2:10.090	0.080
11	115	MAHER	1:26.826	15	SVENSEN	43.497	11	115	MAHER	2:10.456	2:10.873	0.417
12	293	SMITH	1:27.297	293	SMITH	43.506	12	293	SMITH	2:10.803	2:10.974	0.171
13	15	SVENSEN	1:28.068	115	MAHER	43.630	13	15	SVENSEN	2:11.565	2:11.565	0.000
14	9	BEDFORD	1:28.158	9	BEDFORD	43.979	14	9	BEDFORD	2:12.137	2:12.252	0.115
15	34	JOHNSON	1:29.336	74	BLACK	44.205	15	34	JOHNSON	2:13.895	2:13.895	0.000
16	74	BLACK	1:30.247	34	JOHNSON	44.559	16	74	BLACK	2:14.452	2:14.717	0.265
17	127	CHAM	1:31.510	127	CHAM	45.116	17	127	CHAM	2:16.626	2:17.085	0.459
18	111	BATE	1:31.530	111	BATE	45.284	18	111	BATE	2:16.814		
19	47	BOHANAN	1:31.590	281	FARLEY	46.033	19	47	BOHANAN	2:17.765	2:18.703	0.938
20	281	FARLEY	1:31.785	47	BOHANAN	46.175	20	281	FARLEY	2:17.818	2:17.818	0.000
21	158	BRENNAN	1:32.879	158	BRENNAN	46.202	21	158	BRENNAN	2:19.081	2:19.081	0.000
22	40	WILKINSON	1:33.344	40	WILKINSON	47.261	22	40	WILKINSON	2:20.605	2:20.698	0.093
23	766	ROSE	1:35.511	69	GRIFFITHS	48.140	23	69	GRIFFITHS	2:24.403	2:24.403	0.000
24	51	DURANT	1:36.026	51	DURANT	48.670	24	766	ROSE	2:24.497		
25	69	GRIFFITHS	1:36.263	766	ROSE	48.986	25	51	DURANT	2:24.696	2:24.696	0.000

# BMCRC - MRO Championships 2024 - Rnd 3 @ Snetterton 300

## MRO Minitwins

### RACE 19 - STATISTICS

<b>Competitors Started</b>	25
<b>Planned Start</b>	2024-05-05 @ 16:25:00.000
<b>Actual Start</b>	2024-05-05 @ 16:34:31.564
<b>Finish Time</b>	2024-05-05 @ 16:45:00.340
<b>Track Length</b>	2.9689mi.
<b>Total Laps</b>	117
<b>Total Distance Covered</b>	347.3626mi.

#### Session Fastest Lap History

NO	NAME	LAP TIME	TIME OF DAY	LAP	VEHICLE
22	Darren DOWDS	<b>2:05.535</b>	16:38:46.792	2	Suzuki SV650
333	David LINDEMANN	<b>2:05.135</b>	16:38:47.266	2	Suzuki SV650
1	David TWYFORD	<b>2:04.682</b>	16:40:51.638	3	Suzuki SV650
333	David LINDEMANN	<b>2:04.680</b>	16:40:51.926	3	Suzuki SV650
333	David LINDEMANN	<b>2:04.141</b>	16:42:56.087	4	Suzuki SV650
22	Darren DOWDS	<b>2:04.101</b>	16:45:00.677	5	Suzuki SV650

#### Session Leader History

NO	NAME	FROM LAP	LAPS LED	DISTANCE	VEHICLE
22	Darren DOWDS	1	2	5.93 miles	Suzuki SV650
1	David TWYFORD	3	1	2.96 miles	Suzuki SV650
333	David LINDEMANN	4	2	5.93 miles	Suzuki SV650

#### Flag History

TYPE	TIME OF DAY
GREEN	16:34:31.564
FINISH	16:45:00.340

#### Flag Statistics

TYPE	COUNT	TOTAL LAPS	TOTAL TIME
Green	1	5	12:35.337
Red	0	0	0.000
Safety Car	0	0	0.000
FCY	0	0	0.000





# ACU KAWASAKI TEAM GREEN JUNIOR CUP / KAWASAKI SENIOR NINJA SERIES / KAWASAKI JUNIOR SUPERSPORT / MODALITY BMZRC 250 MZs



BMCRC-MRO Championships - Round 3  
Snetterton 300  
4<sup>th</sup> / 5<sup>th</sup> May 2024



Timing & Results Provided by Timing Solutions Ltd

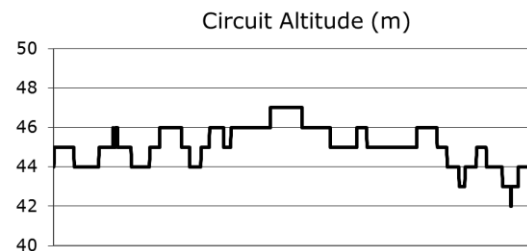
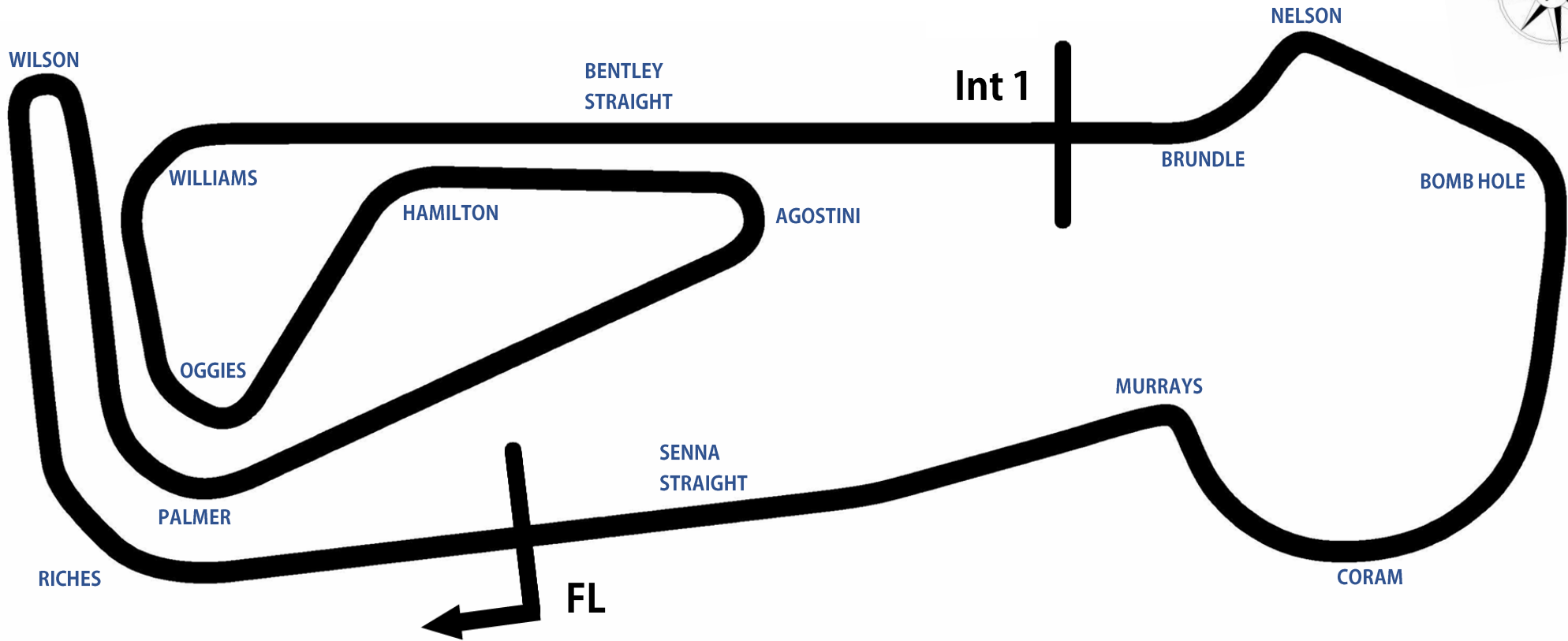
[www.tsl-timing.com](http://www.tsl-timing.com)



Snetterton

# Snetterton 300 Circuit

Norwich, Norfolk, UK



	Length	2.9689 miles   4.778 km   4778.0 m	
FL		52.46340 N	0.94476 E
Int 1	3198m	52.46617 N	0.94964 E
Pit Entry	4572m	52.46364 N	0.94774 E
Pit Exit	40m after FL	52.46338 N	0.94420 E
Pit Entry - Pit Exit	246m, 17.7S @ 50kph, 14.7s @ 60kph		



# BMCRC - MRO Championships 2024 - Rnd 3 @ Snetterton 300

## ACU Team Green Junior Cup & Senior Ninja & BMZRC 250 MZ

### QUALIFYING - CLASSIFICATION

POS	NO	CL	PIC	NAME	ENTRY	TIME	ON	LAPS	GAP	DIFF	MPH
1	1	S	1	Phil ATKINSON	Kawasaki NINJA 400 - ROSE MOT/Q Oil Treatments	2:18.263	4	5			77.30
2	45	J	1	Marley MACKENZIE	Kawasaki NINJA - Kirkcaldy Kawasaki, ELPM	2:23.334	4	4	5.071	5.071	74.56
3	76	J	2	Luca WILKINSON	Kawasaki NINJA400 - RD RACING	2:23.982	4	4	5.719	0.648	74.23
4	27	S	2	Ben BROWN	Kawasaki NINJA 400 - Hunts Motorcycles	2:24.454	4	4	6.191	0.472	73.98
5	2	J	3	Kade WATT	Kawasaki NINJA 400 - 3D Racing	2:24.658	2	4	6.395	0.204	73.88
6	175	J	4	Mason GREASLEY	Kawasaki NINJA 300 - Frame fast	2:24.789	4	4	6.526	0.131	73.81
7	43	S	3	Mark SWARBRICK	Kawasaki NINJA 400 -	2:25.371	4	4	7.108	0.582	73.52
8	81	J	5	Ollie SIMS	Kawasaki NINJA 400 - Motorbodies Weston Ltd	2:26.170	4	4	7.907	0.799	73.12
9	17	S	4	Daryn BUSA	Kawasaki EX300 - iActiveRC	2:26.599	4	4	8.336	0.429	72.90
10	134	J	6	Toby SKAYMAN	Kawasaki EX300 - D & A Home Solutions	2:28.034	1	3	9.771	1.435	72.20
11	85	MZ	1	Andrew WALES	MZ ETZ 250 - Show Control International	2:28.185	4	4	9.922	0.151	72.12
12	75	MZ	2	Peter WOODALL	MZ ETZ 250 - Online Lubricants	2:29.368	4	4	11.105	1.183	71.55
13	6	J	7	Kian BUSA	Kawasaki 400 NINJA - iActiveRC	2:29.558	2	4	11.295	0.190	71.46
14	69	MZ	3	Alexander MANN	Mz TS 250 - HS RACING	2:29.887	3	3	11.624	0.329	71.30
15	565	MZ	4	Louis KERSHAW	MZ 250 - Team Lucky Streetsy/Walkers Campers	2:31.400	3	4	13.137	1.513	70.59
16	13	MZ	5	Gordon RYAN	MZ 250 - Prism Work Psychology	2:31.523	4	4	13.260	0.123	70.53
17	66	S	5	Mark SMITH	Kawasaki EX300 - IMP RACING	2:31.889	3	4	13.626	0.366	70.36
18	54	S	6	Ben SCOTT	Kawasaki NINJA 250 - GI Landscapes VampTech	2:33.638	4	4	15.375	1.749	69.56
19	9	MZ	6	Gary HOWLETT	MZ TS250 - HS Racing	2:35.667	3	4	17.404	2.029	68.65
20	32	MZ	7	John ASHMEAD	Mz 250 -	2:37.201	3	4	18.938	1.534	67.98
21	95	MZ	8	Christopher ROGERS	Mz ETZ 250 - CB Racing	2:37.260	2	2	18.997	0.059	67.96
22	37	MZ_R	1	Harry LAMACRAFT	MZ ETZ 250 - All Flower No Power	2:37.546	4	4	19.283	0.286	67.84
23	166	MZ	9	Graeme LEWIS	MZ 250 - Morris Racing Lubricants #MRL	2:37.858	4	4	19.595	0.312	67.70
24	56	MZ	10	Russell TURNER	MZ 250 - TT Racing	2:38.565	4	4	20.302	0.707	67.40
25	57	S	7	Richard BUCKHAM	Kawasaki NINJA 400 -	2:40.998	4	4	22.735	2.433	66.38
26	41	MZ	11	Gary WILLIAMS	MZ ETZ 250 -	2:44.593	3	3	26.330	3.595	64.93
27	4	S	8	Nigel FRANKLIN	Kawasaki NINJA - Nigel Franklin	2:44.837	3	4	26.574	0.244	64.84
28	26	J	8	Brooke CHAMPION	Kawasaki 300 NINJA -	2:47.128	4	4	28.865	2.291	63.95
29	52	MZ	12	Tony PARKER	MZ 250 - Cancer research uk	2:47.569	3	4	29.306	0.441	63.78
30	73	S	9	Jemma HANNAFORD	Kawasaki NINJA 300 -	2:47.893	4	4	29.630	0.324	63.66
31	94	MZ_R	2	Gary ADORJAN	MZ 250 - Illuminate Design	2:50.373	4	4	32.110	2.480	62.73
32	7	J	9	Travis ROOKER	Kawasaki NINJA 400 - Swedish car connection			0			

Weather / Track : Cloudy / Dry

Date: 04/05/2024 Start: 10:43 Finish: 10:53

These results are provisional until the conclusion of any judicial and technical matters.

Snetterton 300: 2.9689 miles

Clerk Of Course:	Stewards:	Timekeeper:	
		<i>Craig Smith</i>	

Results can be found at [www.tsl-timing.com](http://www.tsl-timing.com)

Printed - 10:56 Saturday, 04 May 2024



# BMCRC - MRO Championships 2024 - Rnd 3 @ Snetterton 300

## ACU Team Green Junior Cup & Senior Ninja & BMZRC 250 MZ

### QUALIFYING - SECTOR ANALYSIS



SECTOR 1 = FL to I1, SECTOR 2 = I1 to FL, DIFF = Difference To Personal Best Lap, P = Crossed Finish Line in Pit Lane, D = Time Disallowed

P1		1 S		Phil ATKINSON		Kawasaki NINJA 400 - ROSE MOT/Q Oil Treatments	
IDEAL LAP TIME : 2:18.118		BEST LAP TIME : 2:18.263		DIFFERENCE : 0.145			
LAP	SECTOR 1	SECTOR 2	LAP TIME	MPH	DIFF	TIME OF DAY	
1 -	1:37.403	46.675	2:24.078	74.18	5.815	10:46:26.136	
2 -	1:32.918	45.997	2:18.915 (3)	76.93	0.652	10:48:45.051	
3 -	1:32.926	46.005	2:18.931	76.93	0.668	10:51:03.982	
4 -	<b>1:32.473</b>	45.790	<b>2:18.263 (1)</b>	<b>77.30</b>		<b>10:53:22.245</b>	
5 -	1:33.009	<b>45.645</b>	2:18.654 (2)	77.08	0.391	10:55:40.899	

P2		45 J		Marley MACKENZIE		Kawasaki NINJA - Kirkcaldy Kawasaki, ELPM	
IDEAL LAP TIME : 2:22.666		BEST LAP TIME : 2:23.334		DIFFERENCE : 0.668			
LAP	SECTOR 1	SECTOR 2	LAP TIME	MPH	DIFF	TIME OF DAY	
1 -	1:40.339	49.048	2:29.387	71.54	6.053	10:46:34.731	
2 -	1:39.601	48.364	2:27.965 (3)	72.23	4.631	10:49:02.696	
3 -	<b>1:34.585</b>	49.411	2:23.996 (2)	74.22	0.662	10:51:26.692	
4 -	1:35.253	<b>48.081</b>	<b>2:23.334 (1)</b>	<b>74.56</b>		<b>10:53:50.026</b>	

P3		76 J		Luca WILKINSON		Kawasaki NINJA400 - RD RACING	
IDEAL LAP TIME : 2:23.982		BEST LAP TIME : 2:23.982		DIFFERENCE : 0.000			
LAP	SECTOR 1	SECTOR 2	LAP TIME	MPH	DIFF	TIME OF DAY	
1 -	1:40.867	49.882	2:30.749	70.89	6.767	10:46:33.544	
2 -	1:37.653	48.555	2:26.208 (3)	73.10	2.226	10:48:59.752	
3 -	1:37.270	48.744	2:26.014 (2)	73.19	2.032	10:51:25.766	
4 -	<b>1:35.960</b>	<b>48.022</b>	<b>2:23.982 (1)</b>	<b>74.23</b>		<b>10:53:49.748</b>	

P4		27 S		Ben BROWN		Kawasaki NINJA 400 - Hunts Motorcycles	
IDEAL LAP TIME : 2:24.454		BEST LAP TIME : 2:24.454		DIFFERENCE : 0.000			
LAP	SECTOR 1	SECTOR 2	LAP TIME	MPH	DIFF	TIME OF DAY	
1 -	1:41.923	49.355	2:31.278	70.65	6.824	10:46:35.203	
2 -	1:37.327	48.514	2:25.841 (3)	73.28	1.387	10:49:01.044	
3 -	1:36.544	49.199	2:25.743 (2)	73.33	1.289	10:51:26.787	
4 -	<b>1:36.053</b>	<b>48.401</b>	<b>2:24.454 (1)</b>	<b>73.98</b>		<b>10:53:51.241</b>	

P5		2 J		Kade WATT		Kawasaki NINJA 400 - 3D Racing	
IDEAL LAP TIME : 2:24.214		BEST LAP TIME : 2:24.658		DIFFERENCE : 0.444			
LAP	SECTOR 1	SECTOR 2	LAP TIME	MPH	DIFF	TIME OF DAY	
1 -	1:41.540	49.682	2:31.222	70.67	6.564	10:46:36.056	
2 -	1:36.546	<b>48.112</b>	<b>2:24.658 (1)</b>	<b>73.88</b>		<b>10:49:00.714</b>	
3 -	1:36.416	48.807	2:25.223 (3)	73.59	0.565	10:51:25.937	
4 -	<b>1:36.102</b>	48.798	2:24.900 (2)	73.76	0.242	10:53:50.837	

P6		175 J		Mason GREASLEY		Kawasaki NINJA 300 - Frame fast	
IDEAL LAP TIME : 2:24.789		BEST LAP TIME : 2:24.789		DIFFERENCE : 0.000			
LAP	SECTOR 1	SECTOR 2	LAP TIME	MPH	DIFF	TIME OF DAY	
1 -	1:43.633	50.787	2:34.420	69.21	9.631	10:46:40.042	
2 -	1:38.463	50.791	2:29.254 (3)	71.61	4.465	10:49:09.296	
3 -	1:38.198	<b>48.260</b>	2:26.458 (2)	72.97	1.669	10:51:35.754	
4 -	<b>1:36.529</b>	<b>48.260</b>	<b>2:24.789 (1)</b>	<b>73.81</b>		<b>10:54:00.543</b>	

P7		43 S		Mark SWARBRICK		Kawasaki NINJA 400 -	
IDEAL LAP TIME : 2:25.371		BEST LAP TIME : 2:25.371		DIFFERENCE : 0.000			
LAP	SECTOR 1	SECTOR 2	LAP TIME	MPH	DIFF	TIME OF DAY	
1 -	1:44.063	49.690	2:33.753	69.51	8.382	10:46:41.114	
2 -	1:37.506	50.058	2:27.564 (3)	72.43	2.193	10:49:08.678	
3 -	1:37.601	48.977	2:26.578 (2)	72.91	1.207	10:51:35.256	
4 -	<b>1:37.052</b>	<b>48.319</b>	<b>2:25.371 (1)</b>	<b>73.52</b>		<b>10:54:00.627</b>	

# BMCRC - MRO Championships 2024 - Rnd 3 @ Snetterton 300

## ACU Team Green Junior Cup & Senior Ninja & BMZRC 250 MZ

### QUALIFYING - SECTOR ANALYSIS



SECTOR 1 = FL to I1, SECTOR 2 = I1 to FL, DIFF = Difference To Personal Best Lap, P = Crossed Finish Line in Pit Lane, D = Time Disallowed

P8 81 J		Ollie SIMS		Kawasaki NINJA 400 - Motorbodies Weston Ltd		
IDEAL LAP TIME : 2:24.206		BEST LAP TIME : 2:26.170		DIFFERENCE : 1.964		
LAP	SECTOR 1	SECTOR 2	LAP TIME	MPH	DIFF	TIME OF DAY
1 -	1:40.896	49.764	2:30.660	70.94	4.490	10:46:33.707
2 -	1:37.532	<b>48.707</b>	2:26.239 (2)	73.08	0.069	10:48:59.946
3 -	1:37.300	49.362	2:26.662 (3)	72.87	0.492	10:51:26.608
4 -	<b>1:35.499</b>	50.671	<b>2:26.170 (1)</b>	<b>73.12</b>		<b>10:53:52.778</b>

P9 17 S		Daryn BUSA		Kawasaki NINJA 400 - iActiveRC		
IDEAL LAP TIME : 2:26.599		BEST LAP TIME : 2:26.599		DIFFERENCE : 0.000		
LAP	SECTOR 1	SECTOR 2	LAP TIME	MPH	DIFF	TIME OF DAY
1 -	1:44.430	49.113	2:33.543	69.60	6.944	10:46:40.387
2 -	1:38.129	49.582	2:27.711 (2)	72.35	1.112	10:49:08.098
3 -	1:38.222	49.534	2:27.756 (3)	72.33	1.157	10:51:35.854
4 -	<b>1:38.101</b>	<b>48.498</b>	<b>2:26.599 (1)</b>	<b>72.90</b>		<b>10:54:02.453</b>

P10 134 J		Toby SKAYMAN		Kawasaki EX300 - D & A Home Solutions		
IDEAL LAP TIME : 2:26.563		BEST LAP TIME : 2:28.034		DIFFERENCE : 1.471		
LAP	SECTOR 1	SECTOR 2	LAP TIME	MPH	DIFF	TIME OF DAY
1 -	1:39.067	<b>48.967</b>	<b>2:28.034 (1)</b>	<b>72.20</b>		<b>10:46:30.215</b>
2 -	<b>1:37.596</b>	51.025	2:28.621 (2)	71.91	0.587	10:48:58.836
3 -	1:43.777	51.099	2:34.876 (3)	69.01	6.842	10:51:33.712

P11 85 MZ		Andrew WALES		MZ ETZ 250 - Show Control International		
IDEAL LAP TIME : 2:28.185		BEST LAP TIME : 2:28.185		DIFFERENCE : 0.000		
LAP	SECTOR 1	SECTOR 2	LAP TIME	MPH	DIFF	TIME OF DAY
1 -	1:49.419	50.964	2:40.383	66.64	12.198	10:46:51.079
2 -	1:40.289	49.588	2:29.877 (3)	71.31	1.692	10:49:20.956
3 -	1:40.026	49.347	2:29.373 (2)	71.55	1.188	10:51:50.329
4 -	<b>1:39.277</b>	<b>48.908</b>	<b>2:28.185 (1)</b>	<b>72.12</b>		<b>10:54:18.514</b>

P12 75 MZ		Peter WOODALL		MZ ETZ 250 - Online Lubricants		
IDEAL LAP TIME : 2:29.256		BEST LAP TIME : 2:29.368		DIFFERENCE : 0.112		
LAP	SECTOR 1	SECTOR 2	LAP TIME	MPH	DIFF	TIME OF DAY
1 -	1:49.823	52.752	2:42.575	65.74	13.207	10:46:53.403
2 -	1:42.442	50.727	2:33.169 (3)	69.77	3.801	10:49:26.572
3 -	1:40.256	<b>50.076</b>	2:30.332 (2)	71.09	0.964	10:51:56.904
4 -	<b>1:39.180</b>	50.188	<b>2:29.368 (1)</b>	<b>71.55</b>		<b>10:54:26.272</b>

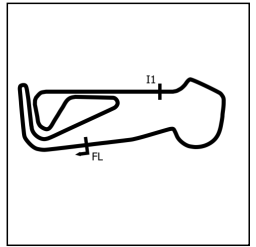
P13 6 J		Kian BUSA		Kawasaki 400 NINJA - iActiveRC		
IDEAL LAP TIME : 2:29.429		BEST LAP TIME : 2:29.558		DIFFERENCE : 0.129		
LAP	SECTOR 1	SECTOR 2	LAP TIME	MPH	DIFF	TIME OF DAY
1 -	1:44.818	<b>50.000</b>	2:34.818	69.03	5.260	10:46:42.480
2 -	<b>1:39.429</b>	50.129	<b>2:29.558 (1)</b>	<b>71.46</b>		<b>10:49:12.038</b>
3 -	1:39.560	50.917	2:30.477 (2)	71.02	0.919	10:51:42.515
4 -	1:40.563	51.841	2:32.404 (3)	70.12	2.846	10:54:14.919

P14 69 MZ		Alexander MANN		Mz TS 250 - HS RACING		
IDEAL LAP TIME : 2:29.225		BEST LAP TIME : 2:29.887		DIFFERENCE : 0.662		
LAP	SECTOR 1	SECTOR 2	LAP TIME	MPH	DIFF	TIME OF DAY
1 -	1:50.034	52.741	2:42.775 (3)	65.66	12.888	10:46:52.864
2 -	1:42.815	50.522	2:33.337 (2)	69.70	3.450	10:49:26.201
3 -	1:40.542	<b>49.345</b>	<b>2:29.887 (1)</b>	<b>71.30</b>		<b>10:51:56.088</b>

# BMCRC - MRO Championships 2024 - Rnd 3 @ Snetterton 300

## ACU Team Green Junior Cup & Senior Ninja & BMZRC 250 MZ

### QUALIFYING - SECTOR ANALYSIS



SECTOR 1 = FL to I1, SECTOR 2 = I1 to FL, DIFF = Difference To Personal Best Lap, P = Crossed Finish Line in Pit Lane, D = Time Disallowed

P15 565 MZ		Louis KERSHAW		MZ 250 - Team Lucky Streetsy/Walkers Campers			
IDEAL LAP TIME : 2:31.400		BEST LAP TIME : 2:31.400		DIFFERENCE : 0.000			
LAP	SECTOR 1	SECTOR 2	LAP TIME	MPH	DIFF	TIME OF DAY	
1 -	1:54.982	54.304	2:49.286	63.13	17.886	10:47:00.381	
2 -	1:43.503	50.796	2:34.299 (3)	69.26	2.899	10:49:34.680	
3 -	<b>1:41.608</b>	<b>49.792</b>	<b>2:31.400 (1)</b>	<b>70.59</b>		<b>10:52:06.080</b>	
4 -	1:42.747	50.328	2:33.075 (2)	69.82	1.675	10:54:39.155	

P16 13 MZ		Gordon RYAN		MZ 250 - Prism Work Psychology			
IDEAL LAP TIME : 2:31.381		BEST LAP TIME : 2:31.523		DIFFERENCE : 0.142			
LAP	SECTOR 1	SECTOR 2	LAP TIME	MPH	DIFF	TIME OF DAY	
1 -	1:45.965	51.854	2:37.819	67.72	6.296	10:46:41.315	
2 -	1:40.919	<b>50.987</b>	2:31.906 (2)	70.35	0.383	10:49:13.221	
3 -	1:41.196	51.198	2:32.394 (3)	70.13	0.871	10:51:45.615	
4 -	<b>1:40.394</b>	51.129	<b>2:31.523 (1)</b>	<b>70.53</b>		<b>10:54:17.138</b>	

P17 66 S		Mark SMITH		Kawasaki EX300 - IMP RACING			
IDEAL LAP TIME : 2:31.706		BEST LAP TIME : 2:31.889		DIFFERENCE : 0.183			
LAP	SECTOR 1	SECTOR 2	LAP TIME	MPH	DIFF	TIME OF DAY	
1 -	1:48.714	52.313	2:41.027	66.37	9.138	10:46:47.006	
2 -	1:42.950	51.298	2:34.248 (3)	69.29	2.359	10:49:21.254	
3 -	1:41.365	<b>50.524</b>	<b>2:31.889 (1)</b>	<b>70.36</b>		<b>10:51:53.143</b>	
4 -	<b>1:41.182</b>	51.059	2:32.241 (2)	70.20	0.352	10:54:25.384	

P18 54 S		Ben SCOTT		Kawasaki NINJA 250 - GI Landscapes VampTech			
IDEAL LAP TIME : 2:33.564		BEST LAP TIME : 2:33.638		DIFFERENCE : 0.074			
LAP	SECTOR 1	SECTOR 2	LAP TIME	MPH	DIFF	TIME OF DAY	
1 -	1:58.470	56.961	2:55.431	60.92	21.793	10:47:02.960	
2 -	1:43.979	52.191	2:36.170 (3)	68.43	2.532	10:49:39.130	
3 -	1:42.521	<b>51.470</b>	2:33.991 (2)	69.40	0.353	10:52:13.121	
4 -	<b>1:42.094</b>	51.544	<b>2:33.638 (1)</b>	<b>69.56</b>		<b>10:54:46.759</b>	

P19 9 MZ		Gary HOWLETT		MZ TS250 - HS Racing			
IDEAL LAP TIME : 2:35.394		BEST LAP TIME : 2:35.667		DIFFERENCE : 0.273			
LAP	SECTOR 1	SECTOR 2	LAP TIME	MPH	DIFF	TIME OF DAY	
1 -	1:52.165	53.127	2:45.292	64.66	9.625	10:46:58.005	
2 -	1:45.245	<b>51.556</b>	2:36.801 (3)	68.16	1.134	10:49:34.806	
3 -	<b>1:43.838</b>	51.829	<b>2:35.667 (1)</b>	<b>68.65</b>		<b>10:52:10.473</b>	
4 -	1:44.285	52.049	2:36.334 (2)	68.36	0.667	10:54:46.807	

P20 32 MZ		John ASHMEAD		Mz 250 -			
IDEAL LAP TIME : 2:36.306		BEST LAP TIME : 2:37.201		DIFFERENCE : 0.895			
LAP	SECTOR 1	SECTOR 2	LAP TIME	MPH	DIFF	TIME OF DAY	
1 -	1:49.925	52.661	2:42.586	65.73	5.385	10:46:56.208	
2 -	1:45.803	51.582	2:37.385 (3)	67.91	0.184	10:49:33.593	
3 -	1:45.862	<b>51.339</b>	<b>2:37.201 (1)</b>	<b>67.98</b>		<b>10:52:10.794</b>	
4 -	<b>1:44.967</b>	52.333	2:37.300 (2)	67.94	0.099	10:54:48.094	

P21 95 MZ		Christopher ROGERS		Mz ETZ 250 - CB Racing			
IDEAL LAP TIME : 2:37.260		BEST LAP TIME : 2:37.260		DIFFERENCE : 0.000			
LAP	SECTOR 1	SECTOR 2	LAP TIME	MPH	DIFF	TIME OF DAY	
1 -	1:50.600	52.746	2:43.346 (2)	65.43	6.086	10:46:52.000	
2 -	<b>1:44.848</b>	<b>52.412</b>	<b>2:37.260 (1)</b>	<b>67.96</b>		<b>10:49:29.260</b>	

# BMCRC - MRO Championships 2024 - Rnd 3 @ Snetterton 300

## ACU Team Green Junior Cup & Senior Ninja & BMZRC 250 MZ

### QUALIFYING - SECTOR ANALYSIS



SECTOR 1 = FL to I1, SECTOR 2 = I1 to FL, DIFF = Difference To Personal Best Lap, P = Crossed Finish Line in Pit Lane, D = Time Disallowed

P22 37 MZ_R Harry LAMACRAFT		MZ ETZ 250 - All Flower No Power				
IDEAL LAP TIME : 2:37.392		BEST LAP TIME : 2:37.546		DIFFERENCE : 0.154		
LAP	SECTOR 1	SECTOR 2	LAP TIME	MPH	DIFF	TIME OF DAY
1 -	1:57.515	56.973	2:54.488	61.25	16.942	10:47:08.197
2 -	1:46.716	52.226	2:38.942 (3)	67.24	1.396	10:49:47.139
3 -	<b>1:45.353</b>	52.398	2:37.751 (2)	67.75	0.205	10:52:24.890
4 -	1:45.507	<b>52.039</b>	<b>2:37.546 (1)</b>	<b>67.84</b>		<b>10:55:02.436</b>

P23 166 MZ Graeme LEWIS		MZ 250 - Morris Racing Lubricants #MRL				
IDEAL LAP TIME : 2:37.858		BEST LAP TIME : 2:37.858		DIFFERENCE : 0.000		
LAP	SECTOR 1	SECTOR 2	LAP TIME	MPH	DIFF	TIME OF DAY
1 -	1:52.567	55.350	2:47.917	63.65	10.059	10:47:03.500
2 -	1:47.275	52.819	2:40.094 (2)	66.76	2.236	10:49:43.594
3 -	1:46.850	53.727	2:40.577 (3)	66.56	2.719	10:52:24.171
4 -	<b>1:46.115</b>	<b>51.743</b>	<b>2:37.858 (1)</b>	<b>67.70</b>		<b>10:55:02.029</b>

P24 56 MZ Russell TURNER		MZ 250 - TT Racing				
IDEAL LAP TIME : 2:38.189		BEST LAP TIME : 2:38.565		DIFFERENCE : 0.376		
LAP	SECTOR 1	SECTOR 2	LAP TIME	MPH	DIFF	TIME OF DAY
1 -	1:54.279	56.781	2:51.060	62.48	12.495	10:47:04.314
2 -	1:46.823	53.881	2:40.704 (3)	66.50	2.139	10:49:45.018
3 -	<b>1:45.258</b>	55.269	2:40.527 (2)	66.58	1.962	10:52:25.545
4 -	1:45.634	<b>52.931</b>	<b>2:38.565 (1)</b>	<b>67.40</b>		<b>10:55:04.110</b>

P25 57 S Richard BUCKHAM		Kawasaki NINJA 400 -				
IDEAL LAP TIME : 2:40.998		BEST LAP TIME : 2:40.998		DIFFERENCE : 0.000		
LAP	SECTOR 1	SECTOR 2	LAP TIME	MPH	DIFF	TIME OF DAY
1 -	1:53.641	56.182	2:49.823	62.93	8.825	10:46:59.131
2 -	1:47.059	55.244	2:42.303 (2)	65.85	1.305	10:49:41.434
3 -	1:47.629	56.310	2:43.939 (3)	65.19	2.941	10:52:25.373
4 -	<b>1:46.803</b>	<b>54.195</b>	<b>2:40.998 (1)</b>	<b>66.38</b>		<b>10:55:06.371</b>

P26 41 MZ Gary WILLIAMS		MZ ETZ 250 -				
IDEAL LAP TIME : 2:44.593		BEST LAP TIME : 2:44.593		DIFFERENCE : 0.000		
LAP	SECTOR 1	SECTOR 2	LAP TIME	MPH	DIFF	TIME OF DAY
1 -	1:56.301	55.768	2:52.069 (3)	62.11	7.476	10:47:06.469
2 -	1:50.098	56.245	2:46.343 (2)	64.25	1.750	10:49:52.812
3 -	<b>1:49.408</b>	<b>55.185</b>	<b>2:44.593 (1)</b>	<b>64.93</b>		<b>10:52:37.405</b>

P27 4 S Nigel FRANKLIN		Kawasaki NINJA - Nigel Franklin				
IDEAL LAP TIME : 2:44.552		BEST LAP TIME : 2:44.837		DIFFERENCE : 0.285		
LAP	SECTOR 1	SECTOR 2	LAP TIME	MPH	DIFF	TIME OF DAY
1 -	1:55.319	56.328	2:51.647	62.26	6.810	10:47:05.563
2 -	1:49.964	56.058	2:46.022 (3)	64.37	1.185	10:49:51.585
3 -	1:49.158	<b>55.679</b>	<b>2:44.837 (1)</b>	<b>64.84</b>		<b>10:52:36.422</b>
4 -	<b>1:48.873</b>	56.310	2:45.183 (2)	64.70	0.346	10:55:21.605

P28 26 J Brooke CHAMPION		Kawasaki 300 NINJA -				
IDEAL LAP TIME : 2:47.128		BEST LAP TIME : 2:47.128		DIFFERENCE : 0.000		
LAP	SECTOR 1	SECTOR 2	LAP TIME	MPH	DIFF	TIME OF DAY
1 -	2:05.029	59.190	3:04.219	58.01	17.091	10:47:22.203
2 -	1:54.877	57.816	2:52.693 (3)	61.89	5.565	10:50:14.896
3 -	1:55.312	56.437	2:51.749 (2)	62.23	4.621	10:53:06.645
4 -	<b>1:51.602</b>	<b>55.526</b>	<b>2:47.128 (1)</b>	<b>63.95</b>		<b>10:55:53.773</b>

# BMCRC - MRO Championships 2024 - Rnd 3 @ Snetterton 300

## ACU Team Green Junior Cup & Senior Ninja & BMZRC 250 MZ

### QUALIFYING - SECTOR ANALYSIS



SECTOR 1 = FL to I1, SECTOR 2 = I1 to FL, DIFF = Difference To Personal Best Lap, P = Crossed Finish Line in Pit Lane, D = Time Disallowed

<b>P29 52 MZ Tony PARKER</b>		MZ 250 - Cancer research uk				
IDEAL LAP TIME : 2:47.569		BEST LAP TIME : 2:47.569		DIFFERENCE : 0.000		
LAP	SECTOR 1	SECTOR 2	LAP TIME	MPH	DIFF	TIME OF DAY
1 -	1:59.637	57.733	2:57.370	60.25	9.801	10:47:03.231
2 -	1:51.779	57.887	2:49.666 (3)	62.99	2.097	10:49:52.897
3 -	<b>1:51.684</b>	<b>55.885</b>	<b>2:47.569 (1)</b>	<b>63.78</b>		<b>10:52:40.466</b>
4 -	1:52.212	57.077	2:49.289 (2)	63.13	1.720	10:55:29.755

<b>P30 73 S Jemma HANNAFORD</b>		Kawasaki NINJA 300 -				
IDEAL LAP TIME : 2:47.893		BEST LAP TIME : 2:47.893		DIFFERENCE : 0.000		
LAP	SECTOR 1	SECTOR 2	LAP TIME	MPH	DIFF	TIME OF DAY
1 -	2:01.713	59.009	3:00.722	59.14	12.829	10:47:21.042
2 -	1:53.209	57.338	2:50.547 (2)	62.66	2.654	10:50:11.589
3 -	1:54.012	57.633	2:51.645 (3)	62.26	3.752	10:53:03.234
4 -	<b>1:52.155</b>	<b>55.738</b>	<b>2:47.893 (1)</b>	<b>63.66</b>		<b>10:55:51.127</b>

<b>P31 94 MZ_R Gary ADORJAN</b>		MZ 250 - Illuminate Design				
IDEAL LAP TIME : 2:49.483		BEST LAP TIME : 2:50.373		DIFFERENCE : 0.890		
LAP	SECTOR 1	SECTOR 2	LAP TIME	MPH	DIFF	TIME OF DAY
1 -	2:03.278	1:00.156	3:03.434	58.26	13.061	10:47:20.836
2 -	1:56.267	58.798	2:55.065 (3)	61.05	4.692	10:50:15.901
3 -	1:54.568	<b>57.705</b>	2:52.273 (2)	62.04	1.900	10:53:08.174
4 -	<b>1:51.778</b>	58.595	<b>2:50.373 (1)</b>	<b>62.73</b>		<b>10:55:58.547</b>



# BMCRC - MRO Championships 2024 - Rnd 3 @ Snetterton 300

## ACU Team Green Junior Cup & Senior Ninja & BMZRC 250 MZ

### QUALIFYING - BEST SECTORS

SECTOR 1			SECTOR 2			IDEAL / BEST COMPARISON						
POS	NO	NAME	TIME	NO	NAME	TIME	POS	NO	NAME	IDEAL	BEST	DIFF
									<b>PERFECT LAP</b>	<b>2:18.118</b>		
1	1	ATKINSON	1:32.473	1	ATKINSON	45.645	1	1	ATKINSON	2:18.118	2:18.263	0.145
2	45	MACKENZIE	1:34.585	76	WILKINSON	48.022	2	45	MACKENZIE	2:22.666	2:23.334	0.668
3	81	SIMS	1:35.499	45	MACKENZIE	48.081	3	76	WILKINSON	2:23.982	2:23.982	0.000
4	76	WILKINSON	1:35.960	2	WATT	48.112	4	81	SIMS	2:24.206	2:26.170	1.964
5	27	BROWN	1:36.053	175	GREASLEY	48.260	5	2	WATT	2:24.214	2:24.658	0.444
6	2	WATT	1:36.102	43	SWARBRICK	48.319	6	27	BROWN	2:24.454	2:24.454	0.000
7	175	GREASLEY	1:36.529	27	BROWN	48.401	7	175	GREASLEY	2:24.789	2:24.789	0.000
8	43	SWARBRICK	1:37.052	17	BUSA	48.498	8	43	SWARBRICK	2:25.371	2:25.371	0.000
9	134	SKAYMAN	1:37.596	81	SIMS	48.707	9	134	SKAYMAN	2:26.563	2:28.034	1.471
10	17	BUSA	1:38.101	85	WALES	48.908	10	17	BUSA	2:26.599	2:26.599	0.000
11	75	WOODALL	1:39.180	134	SKAYMAN	48.967	11	85	WALES	2:28.185	2:28.185	0.000
12	85	WALES	1:39.277	69	MANN	49.345	12	69	MANN	2:29.225	2:29.887	0.662
13	6	BUSA	1:39.429	565	KERSHAW	49.792	13	75	WOODALL	2:29.256	2:29.368	0.112
14	69	MANN	1:39.880	6	BUSA	50.000	14	6	BUSA	2:29.429	2:29.558	0.129
15	13	RYAN	1:40.394	75	WOODALL	50.076	15	13	RYAN	2:31.381	2:31.523	0.142
16	66	SMITH	1:41.182	66	SMITH	50.524	16	565	KERSHAW	2:31.400	2:31.400	0.000
17	565	KERSHAW	1:41.608	13	RYAN	50.987	17	66	SMITH	2:31.706	2:31.889	0.183
18	54	SCOTT	1:42.094	32	ASHMEAD	51.339	18	54	SCOTT	2:33.564	2:33.638	0.074
19	9	HOWLETT	1:43.838	54	SCOTT	51.470	19	9	HOWLETT	2:35.394	2:35.667	0.273
20	95	ROGERS	1:44.848	9	HOWLETT	51.556	20	32	ASHMEAD	2:36.306	2:37.201	0.895
21	32	ASHMEAD	1:44.967	166	LEWIS	51.743	21	95	ROGERS	2:37.260	2:37.260	0.000
22	56	TURNER	1:45.258	37	LAMACRAFT	52.039	22	37	LAMACRAFT	2:37.392	2:37.546	0.154
23	37	LAMACRAFT	1:45.353	95	ROGERS	52.412	23	166	LEWIS	2:37.858	2:37.858	0.000
24	166	LEWIS	1:46.115	56	TURNER	52.931	24	56	TURNER	2:38.189	2:38.565	0.376
25	57	BUCKHAM	1:46.803	57	BUCKHAM	54.195	25	57	BUCKHAM	2:40.998	2:40.998	0.000
26	4	FRANKLIN	1:48.873	41	WILLIAMS	55.185	26	4	FRANKLIN	2:44.552	2:44.837	0.285
27	41	WILLIAMS	1:49.408	26	CHAMPION	55.526	27	41	WILLIAMS	2:44.593	2:44.593	0.000
28	26	CHAMPION	1:51.602	4	FRANKLIN	55.679	28	26	CHAMPION	2:47.128	2:47.128	0.000
29	52	PARKER	1:51.684	73	HANNAFORD	55.738	29	52	PARKER	2:47.569	2:47.569	0.000
30	94	ADORJAN	1:51.778	52	PARKER	55.885	30	73	HANNAFORD	2:47.893	2:47.893	0.000
31	73	HANNAFORD	1:52.155	94	ADORJAN	57.705	31	94	ADORJAN	2:49.483	2:50.373	0.890
32	7	ROOKER	1:55.253									

# BMCRC - MRO Championships 2024 - Rnd 3 @ Snetterton 300

## ACU Team Green Junior Cup & Senior Ninja & BMZRC 250 MZ

### QUALIFYING - STATISTICS

Competitors Started	32
Planned Start	2024-05-04 @ 10:18:00.000
Actual Start	2024-05-04 @ 10:43:50.995
Finish Time	2024-05-04 @ 10:53:42.926
Track Length	2.9689mi.
Total Laps	120
Total Distance Covered	356.2693mi.

### Session Fastest Lap History

NO	CL	NAME	LAP TIME	TIME OF DAY	LAP	VEHICLE
1	S	Phil ATKINSON	<b>2:24.078</b>	10:46:26.140	1	Kawasaki NINJA 400
1	S	Phil ATKINSON	<b>2:18.915</b>	10:48:45.055	2	Kawasaki NINJA 400
1	S	Phil ATKINSON	<b>2:18.263</b>	10:53:22.249	4	Kawasaki NINJA 400

### Flag History

TYPE	TIME OF DAY
GREEN	10:43:50.995
FINISH	10:53:42.926

### Flag Statistics

TYPE	COUNT	TOTAL LAPS	TOTAL TIME
Green	1	5	12:19.306
Red	0	0	0.000
Safety Car	0	0	0.000
FCY	0	0	0.000

# BMCRC - MRO Championships 2024 - Rnd 3 @ Snetterton 300

## ACU Team Green Junior Cup & Senior Ninja & BMZRC 250 MZ

### QUALIFYING - STATISTICS

CLASS : J

9 Starters

#### Fastest Lap History

NO	NAME	LAP TIME	TIME OF DAY	LAP	VEHICLE
134	Toby SKAYMAN	<b>2:28.034</b>	10:46:30.220	1	Kawasaki EX300
76	Luca WILKINSON	<b>2:26.208</b>	10:48:59.763	2	Kawasaki NINJA400
2	Kade WATT	<b>2:24.658</b>	10:49:00.739	2	Kawasaki NINJA 400
45	Marley MACKENZIE	<b>2:23.996</b>	10:51:26.613	3	Kawasaki NINJA
76	Luca WILKINSON	<b>2:23.982</b>	10:53:49.761	4	Kawasaki NINJA400
45	Marley MACKENZIE	<b>2:23.334</b>	10:53:50.031	4	Kawasaki NINJA

# BMCRC - MRO Championships 2024 - Rnd 3 @ Snetterton 300

## ACU Team Green Junior Cup & Senior Ninja & BMZRC 250 MZ

### QUALIFYING - STATISTICS

CLASS : S

9 Starters

#### Fastest Lap History

NO	NAME	LAP TIME	TIME OF DAY	LAP	VEHICLE
1	Phil ATKINSON	<b>2:24.078</b>	10:46:26.140	1	Kawasaki NINJA 400
1	Phil ATKINSON	<b>2:18.915</b>	10:48:45.055	2	Kawasaki NINJA 400
1	Phil ATKINSON	<b>2:18.263</b>	10:53:22.249	4	Kawasaki NINJA 400

# BMCRC - MRO Championships 2024 - Rnd 3 @ Snetterton 300

## ACU Team Green Junior Cup & Senior Ninja & BMZRC 250 MZ

### QUALIFYING - STATISTICS

CLASS : MZ\_R

2 Starters

#### Fastest Lap History

NO	NAME	LAP TIME	TIME OF DAY	LAP	VEHICLE
37	Harry LAMACRAFT	<b>2:54.488</b>	10:47:08.222	1	MZ ETZ 250
37	Harry LAMACRAFT	<b>2:38.942</b>	10:49:47.164	2	MZ ETZ 250
37	Harry LAMACRAFT	<b>2:37.751</b>	10:52:24.915	3	MZ ETZ 250
37	Harry LAMACRAFT	<b>2:37.546</b>	10:55:02.461	4	MZ ETZ 250

# BMCRC - MRO Championships 2024 - Rnd 3 @ Snetterton 300

## ACU Team Green Junior Cup & Senior Ninja & BMZRC 250 MZ

### QUALIFYING - STATISTICS

CLASS : MZ

12 Starters

#### Fastest Lap History

NO	NAME	LAP TIME	TIME OF DAY	LAP	VEHICLE
13	Gordon RYAN	2:37.819	10:46:41.342	1	MZ 250
13	Gordon RYAN	2:31.906	10:49:13.248	2	MZ 250
85	Andrew WALES	2:29.877	10:49:20.982	2	MZ ETZ 250
85	Andrew WALES	2:29.373	10:51:50.356	3	MZ ETZ 250
85	Andrew WALES	2:28.185	10:54:18.540	4	MZ ETZ 250



# BMCRC - MRO Championships 2024 - Rnd 3 @ Snetterton 300

## ACU Team Green Junior Cup & Senior Ninja & BMZRC 250 MZ

### RACE 7 - GRID (5 Laps)

ROW 12	1	2:50.373	35	94 Gary ADORJAN	34	2:47.569	52 Tony PARKER
ROW 11		2:44.593	33	41 Gary WILLIAMS	32	2:38.565	56 Russell TURNER
					31	2:37.858	166 Graeme LEWIS
ROW 10	30	2:37.546		37 Harry LAMACRAFT	29	2:37.260	95 Christopher ROGERS
					28	2:37.201	32 John ASHMEAD
ROW 9		2:35.667	27	9 Gary HOWLETT	26	2:31.523	13 Gordon RYAN
					25	2:31.400	565 Louis KERSHAW
ROW 8	24	2:29.887		69 Alexander MANN	23	2:29.368	75 Peter WOODALL
					22	2:28.185	85 Andrew WALES
ROW 7			21		20		
					19		
ROW 6	18			7 Travis ROOKER	17	2:47.893	73 Jemma HANNAFORD
					16	2:47.128	26 Brooke CHAMPION
ROW 5		2:44.837	15	4 Nigel FRANKLIN	14	2:40.998	57 Richard BUCKHAM
					13	2:33.638	54 Ben SCOTT
ROW 4	12	2:31.889		66 Mark SMITH	11	2:29.558	6 Kian BUSA
					10	2:28.034	134 Toby SKAYMAN
ROW 3		2:26.599	9	17 Daryn BUSA	8	2:26.170	81 Ollie SIMS
					7	2:25.371	43 Mark SWARBRICK
ROW 2	6	2:24.789		175 Mason GREASLEY	5	2:24.658	2 Kade WATT
					4	2:24.454	27 Ben BROWN
ROW 1		2:23.982	3	76 Luca WILKINSON	2	2:23.334	45 Marley MACKENZIE
					1	2:18.263	1 Phil ATKINSON
							<b>Pole</b>

These results are provisional until the conclusion of any judicial and technical matters.

Snetterton 300: 2.9689 miles

Clerk Of Course:	Stewards:	Timekeeper:	<i>Craig Smith</i>	
------------------	-----------	-------------	--------------------	--



# BMCRC - MRO Championships 2024 - Rnd 3 @ Snetterton 300

## ACU Team Green Junior Cup & Senior Ninja & BMZRC 250 MZ

### RACE 7 - CLASSIFICATION

Race Distance: 5 Laps / 14.84 miles

POS	NO	CL	PIC	NAME	ENTRY	LAPS	TIME	GAP	DIFF	MPH	BEST	ON	GRD	↑↓
1	1	S	1	Phil ATKINSON	Kawasaki NINJA 400 - ROSE MOT/Q Oil Treatments	5	11:39.666			76.37	2:17.689	2	1	0
2	45	J	1	Marley MACKENZIE	Kawasaki NINJA - Kirkcaldy Kawasaki, ELPM	5	11:48.152	8.486	8.486	75.46	2:19.681	2	2	0
3	0	J	2	Fred McMULLAN	Kawasaki Ninja - Orwell Motorcycles Ipswich	5	11:54.220	14.554	6.068	74.82	2:20.876	3	19	16
4	76	J	3	Luca WILKINSON	Kawasaki NINJA400 - RD RACING	5	11:54.641	14.975	0.421	74.77	2:21.045	2	3	-1
5	27	S	2	Ben BROWN	Kawasaki NINJA 400 - Hunts Motorcycles	5	11:54.741	15.075	0.100	74.76	2:20.625	2	4	-1
6	134	J	4	Toby SKAYMAN	Kawasaki EX300 - D & A Home Solutions	5	11:54.941	15.275	0.200	74.74	2:21.028	4	10	4
7	81	J	5	Ollie SIMS	Kawasaki NINJA 400 - Motorbodies Weston Ltd	5	11:55.023	15.357	0.082	74.73	2:21.078	3	8	1
8	175	J	6	Mason GREASLEY	Kawasaki NINJA 300 - Frame fast	5	11:55.199	15.533	0.176	74.72	2:21.146	3	6	-2
9	2	J	7	Kade WATT	Kawasaki NINJA 400 - 3D Racing	5	11:55.416	15.750	0.217	74.69	2:21.595	4	5	-4
10	17	S	3	Daryn BUSA	Kawasaki NINJA 400 - iActiveRC	5	12:05.310	25.644	9.894	73.67	2:22.034	2	9	-1
11	43	S	4	Mark SWARBRICK	Kawasaki NINJA 400 -	5	12:05.396	25.730	0.086	73.67	2:22.468	2	7	-4
12	7*	J	8	Travis ROOKER	Kawasaki NINJA 400 - Swedish car connection	5	12:11.839	32.173	6.443	73.02	2:21.680	2	18	6
13	54	S	5	Ben SCOTT	Kawasaki NINJA 250 - GI Landscapes VampTech	5	12:37.041	57.375	25.202	70.59	2:27.829	5	13	0
14	6	J	9	Kian BUSA	Kawasaki 400 NINJA - iActiveRC	5	12:37.136	57.470	0.095	70.58	2:29.445	2	11	-3
15	66	S	6	Mark SMITH	Kawasaki EX300 - IMP RACING	5	12:37.946	58.280	0.810	70.50	2:28.712	5	12	-3
16	565	MZ	1	Louis KERSHAW	MZ 250 - Team Lucky Streetsy/Walkers Campers	5	12:56.073	1:16.407	18.127	68.86	2:25.015	4	23	7
17	85	MZ	2	Andrew WALES	MZ ETZ 250 - Show Control International	5	12:56.160	1:16.494	0.087	68.85	2:25.155	5	20	3
18	69	MZ	3	Alexander MANN	Mz TS 250 - HS RACING	5	12:56.243	1:16.577	0.083	68.84	2:25.257	4	22	4
19	75	MZ	4	Peter WOODALL	MZ ETZ 250 - Online Lubricants	5	12:57.431	1:17.765	1.188	68.73	2:25.076	5	21	2
20	95	MZ	5	Christopher ROGERS	Mz ETZ 250 - CB Racing	5	13:00.710	1:21.044	3.279	68.45	2:26.896	5	27	7
21	13	MZ	6	Gordon RYAN	MZ 250 - Prism Work Psychology	5	13:05.928	1:26.262	5.218	67.99	2:28.739	2	24	3
22	57	S	7	Richard BUCKHAM	Kawasaki NINJA 400 -	5	13:21.297	1:41.631	15.369	66.69	2:38.712	5	14	-8
23	9	MZ	7	Gary HOWLETT	MZ TS250 - HS Racing	5	13:25.415	1:45.749	4.118	66.35	2:31.340	2	25	2
24	4	S	8	Nigel FRANKLIN	Kawasaki NINJA - Nigel Franklin	5	13:32.811	1:53.145	7.396	65.74	2:39.280	5	15	-9
25	37	MZ_R	1	Harry LAMACRAFT	MZ ETZ 250 - All Flower No Power	5	13:35.882	1:56.216	3.071	65.50	2:33.061	5	28	3
26	32*	MZ	8	John ASHMEAD	Mz 250 -	5	13:36.048	1:56.382	0.166	65.48	2:31.631	5	26	0
27	73	S	9	Jemma HANNAFORD	Kawasaki NINJA 300 -	5	13:36.400	1:56.734	0.352	65.45	2:39.766	5	17	-10
28	56	MZ	9	Russell TURNER	MZ 250 - TT Racing	5	13:42.473	2:02.807	6.073	64.97	2:34.440	5	30	2
29	41	MZ	10	Gary WILLIAMS	MZ ETZ 250 -	5	13:42.594	2:02.928	0.121	64.96	2:34.694	5	31	2
30	166	MZ	11	Graeme LEWIS	MZ 250 - Morris Racing Lubricants #MRL	5	13:51.103	2:11.437	8.509	64.30	2:36.279	2	29	-1
31	26	J	10	Brooke CHAMPION	Kawasaki 300 NINJA -	5	13:55.767	2:16.101	4.664	63.94	2:43.050	2	16	-15
32	94	MZ_R	2	Gary ADORJAN	MZ 250 - Illuminate Design	4	11:49.497	1 Lap	1 Lap	60.25	2:45.548	4	33	1

#### NOT CLASSIFIED

DNF	52	MZ		Tony PARKER	MZ 250 - Cancer research uk	2	6:24.646	3 Laps	2 Laps	55.57	2:53.216	2	32	
-----	----	----	--	-------------	-----------------------------	---	----------	--------	--------	-------	----------	---	----	--

#### FASTEST LAP

1	S			Phil ATKINSON	Kawasaki NINJA 400 - ROSE MOT/Q Oil Treatments	2	2:17.689			77.62 mph		124.92 kph	
45	J			Marley MACKENZIE	Kawasaki NINJA - Kirkcaldy Kawasaki, ELPM	2	2:19.681			76.51 mph		123.14 kph	
565	MZ			Louis KERSHAW	MZ 250 - Team Lucky Streetsy/Walkers Campers	4	2:25.015			73.70 mph		118.61 kph	
37	MZ_R			Harry LAMACRAFT	MZ ETZ 250 - All Flower No Power	5	2:33.061			69.82 mph		112.37 kph	

#### Comments:

\* No. 7 - Poor signal from transponder. Please mount in a more suitable position.

\* No. 32 - 10 second penalty - jump start

Class S - 92.5% of Race Speed = 70.64 mph

Class J - 92.5% of Race Speed = 69.80 mph

Class MZ - 92.5% of Race Speed = 63.69 mph

Class MZ\_R - 92.5% of Race Speed = 60.58 mph

Weather / Track : Cloudy / Dry

These results are provisional until the conclusion of any judicial and technical matters.

Date: 04/05/2024 Start: 14:39 Finish: 14:51

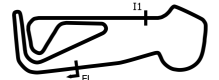
Snetterton 300: 2.9689 miles

Clerk Of Course:

Stewards:

Timekeeper:

*Craig Smith*





# BMCRC - MRO Championships 2024 - Rnd 3 @ Snetterton 300

## ACU Team Green Junior Cup & Senior Ninja & BMZRC 250 MZ

### RACE 7 - LAP CHART

LAP 1 @ 14:41:46.693			LAP 2 @ 14:44:04.382			LAP 3 @ 14:46:23.051			LAP 4 @ 14:48:41.772			LAP 5 @ 14:51:01.174		
NO	BEHIND	LAP TIME	NO	BEHIND	LAP TIME	NO	BEHIND	LAP TIME	NO	BEHIND	LAP TIME	NO	BEHIND	LAP TIME
1		2:25.185	1		2:17.689	1		2:18.669	1		2:18.721	1		2:19.402
45	0.669	2:25.854	45	2.661	2:19.681	45	3.834	2:19.842	45	5.876	2:20.763	45	8.486	2:22.012
2	1.519	2:26.704	2	5.722	2:21.892	0	8.944	2:20.876	81	12.119	2:21.857	94	1 Lap	2:45.548
81	2.796	2:27.981	76	6.204	2:21.045	81	8.983	2:21.078	0	12.147	2:21.924	0	14.554	2:21.809
76	2.848	2:28.033	81	6.574	2:21.467	76	9.269	2:21.734	2	12.284	2:21.595	76	14.975	2:21.799
134	3.038	2:28.223	27	6.602	2:20.625	2	9.410	2:22.357	134	12.408	2:21.028	27	15.075	2:21.744
0	3.455	2:28.640	0	6.737	2:20.971	27	9.511	2:21.578	76	12.578	2:22.030	134	15.275	2:22.269
27	3.666	2:28.851	134	7.629	2:22.280	134	10.101	2:21.141	27	12.733	2:21.943	81	15.357	2:22.640
175	3.704	2:28.889	175	7.727	2:21.712	175	10.204	2:21.146	175	13.290	2:21.807	175	15.533	2:21.645
43	4.316	2:29.501	43	9.095	2:22.468	17	15.318	2:24.561	17	21.604	2:25.007	2	15.750	2:22.868
17	5.081	2:30.266	17	9.426	2:22.034	43	15.400	2:24.974	43	21.719	2:25.040	17	25.644	2:23.442
7	5.820	2:31.005	7	9.811	2:21.680	7	22.851	2:31.709	7	26.760	2:22.630	43	25.730	2:23.413
6	9.179	2:34.364	6	20.935	2:29.445	6	33.034	2:30.768	6	45.743	2:31.430	7	32.173	2:24.815
54	12.059	2:37.244	54	25.732	2:31.362	54	37.198	2:30.135	54	48.948	2:30.471	54	57.375	2:27.829
66	12.588	2:37.773	66	26.114	2:31.215	66	37.667	2:30.222	66	48.970	2:30.024	6	57.470	2:31.129
57	19.468	2:44.653	57	41.420	2:39.641	57	1:01.771	2:39.020	69	1:10.229	2:25.257	66	58.280	2:28.712
4	24.205	2:49.390	4	48.425	2:41.909	69	1:03.693	2:27.863	565	1:10.256	2:25.015	565	1:16.407	2:25.553
73	25.441	2:50.626	73	49.716	2:41.964	565	1:03.962	2:28.567	85	1:10.741	2:25.338	85	1:16.494	2:25.155
26	28.182	2:53.367	26	53.543	2:43.050	85	1:04.124	2:28.636	75	1:12.091	2:25.918	69	1:16.577	2:25.750
69	44.077	3:09.262	565	54.064	2:26.780	75	1:04.894	2:29.318	95	1:13.550	2:27.250	75	1:17.765	2:25.076
85	44.103	3:09.288	85	54.157	2:27.743	95	1:05.021	2:28.184	13	1:16.782	2:28.819	95	1:21.044	2:26.896
75	44.662	3:09.847	75	54.245	2:27.272	13	1:06.684	2:28.917	57	1:22.321	2:39.271	13	1:26.262	2:28.882
565	44.973	3:10.158	69	54.499	2:28.111	4	1:10.701	2:40.945	9	1:32.634	2:33.578	57	1:41.631	2:38.712
95	45.112	3:10.297	95	55.506	2:28.083	73	1:13.756	2:42.709	4	1:33.267	2:41.287	9	1:45.749	2:32.517
13	45.386	3:10.571	13	56.436	2:28.739	9	1:17.777	2:36.156	32	1:34.153	2:34.278	32	1:46.382	2:31.631
9	46.639	3:11.824	9	1:00.290	2:31.340	32	1:18.596	2:36.272	73	1:36.370	2:41.335	4	1:53.145	2:39.280
32	46.890	3:12.075	32	1:00.993	2:31.792	26	1:20.274	2:45.400	37	1:42.557	2:34.653	37	1:56.216	2:33.061
37	51.050	3:16.235	37	1:09.577	2:36.216	37	1:26.625	2:35.717	41	1:47.636	2:37.725	73	1:56.734	2:39.766
41	53.278	3:18.463	41	1:11.829	2:36.240	41	1:28.632	2:35.472	56	1:47.769	2:36.275	56	2:02.807	2:34.440
166	53.323	3:18.508	166	1:11.913	2:36.279	56	1:30.215	2:35.745	26	1:48.576	2:47.023	41	2:02.928	2:34.694
56	55.258	3:20.443	56	1:13.139	2:35.570	166	1:30.309	2:37.065	166	1:50.814	2:39.226	166	2:11.437	2:40.025
94	1:03.598	3:28.783	94	1:34.201	2:48.292	94	2:02.406	2:46.874				26	2:16.101	2:46.927
52	1:06.245	3:31.430	52	1:41.772	2:53.216									

# BMCRC - MRO Championships 2024 - Rnd 3 @ Snetterton 300

## ACU Team Green Junior Cup & Senior Ninja & BMZRC 250 MZ

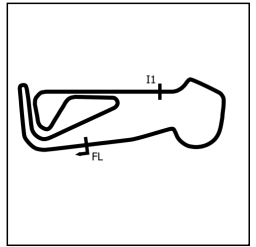
### RACE 7 - POSITION CHART

No	Name	Lap Pos	Lap				
			1	2	3	4	5
1	ATKINSON	1	1	1	1	1	1
45	MACKENZIE	2	45	45	45	45	45
76	WILKINSON	3	2	2	0	81	0
27	BROWN	4	81	76	81	0	76
2	WATT	5	76	81	76	2	27
175	GREASLEY	6	134	27	2	134	134
43	SWARBRICK	7	0	0	27	76	81
81	SIMS	8	27	134	134	27	175
17	BUSA	9	175	175	175	175	2
134	SKAYMAN	10	43	43	17	17	17
6	BUSA	11	17	17	43	43	43
66	SMITH	12	7	7	7	7	7
54	SCOTT	13	6	6	6	6	54
57	BUCKHAM	14	54	54	54	54	6
4	FRANKLIN	15	66	66	66	66	66
26	CHAMPION	16	57	57	57	69	565
73	HANNAFORD	17	4	4	69	565	85
7	ROOKER	18	73	73	565	85	69
0	McMULLAN	19	26	26	85	75	75
85	WALES	20	69	565	75	95	95
75	WOODALL	21	85	85	95	13	13
69	MANN	22	75	75	13	57	57
565	KERSHAW	23	565	69	4	9	9
13	RYAN	24	95	95	73	4	32
9	HOWLETT	25	13	13	9	32	4
32	ASHMEAD	26	9	9	32	73	37
95	ROGERS	27	32	32	26	37	73
37	LAMACRAFT	28	37	37	37	41	56
166	LEWIS	29	41	41	41	56	41
56	TURNER	30	166	166	56	26	166
41	WILLIAMS	31	56	56	166	166	26
52	PARKER	32	94	94	94	94	
94	ADORJAN	33	52	52			

# BMCRC - MRO Championships 2024 - Rnd 3 @ Snetterton 300

## ACU Team Green Junior Cup & Senior Ninja & BMZRC 250 MZ

### RACE 7 - SECTOR ANALYSIS



SECTOR 1 = FL to I1, SECTOR 2 = I1 to FL, DIFF = Difference To Personal Best Lap, P = Crossed Finish Line in Pit Lane, D = Time Disallowed

P1		1 S	Phil ATKINSON	Kawasaki NINJA 400 - ROSE MOT/Q Oil Treatments		
IDEAL LAP TIME : 2:17.689		BEST LAP TIME : 2:17.689		DIFFERENCE : 0.000		
LAP	SECTOR 1	SECTOR 2	LAP TIME	MPH	DIFF	TIME OF DAY
1 -		45.759	2:25.185	73.61	7.496	14:41:46.693
2 -	<b>1:32.327</b>	<b>45.362</b>	<b>2:17.689 (1)</b>	<b>77.62</b>		<b>14:44:04.382</b>
3 -	1:32.993	45.676	2:18.669 (2)	77.07	0.980	14:46:23.051
4 -	1:32.976	45.745	2:18.721 (3)	77.04	1.032	14:48:41.772
5 -	1:33.246	46.156	2:19.402	76.67	1.713	14:51:01.174

P2		45 J	Marley MACKENZIE	Kawasaki NINJA - Kirkcaldy Kawasaki, ELPM		
IDEAL LAP TIME : 2:19.498		BEST LAP TIME : 2:19.681		DIFFERENCE : 0.183		
LAP	SECTOR 1	SECTOR 2	LAP TIME	MPH	DIFF	TIME OF DAY
1 -		46.525	2:25.854	73.27	6.173	14:41:47.362
2 -	<b>1:32.974</b>	46.707	<b>2:19.681 (1)</b>	<b>76.51</b>		<b>14:44:07.043</b>
3 -	1:33.318	<b>46.524</b>	2:19.842 (2)	76.42	0.161	14:46:26.885
4 -	1:33.448	47.315	2:20.763 (3)	75.92	1.082	14:48:47.648
5 -	1:34.397	47.615	2:22.012	75.26	2.331	14:51:09.660

P3		0 J	Fred McMULLAN	Kawasaki Ninja - Orwell Motorcycles ipswich		
IDEAL LAP TIME : 2:20.596		BEST LAP TIME : 2:20.876		DIFFERENCE : 0.280		
LAP	SECTOR 1	SECTOR 2	LAP TIME	MPH	DIFF	TIME OF DAY
1 -		46.744	2:28.640	71.90	7.764	14:41:50.148
2 -	1:34.476	<b>46.495</b>	2:20.971 (2)	75.81	0.095	14:44:11.119
3 -	<b>1:34.101</b>	46.775	<b>2:20.876 (1)</b>	<b>75.86</b>		<b>14:46:31.995</b>
4 -	1:34.793	47.131	2:21.924	75.30	1.048	14:48:53.919
5 -	1:35.140	46.669	2:21.809 (3)	75.36	0.933	14:51:15.728

P4		76 J	Luca WILKINSON	Kawasaki NINJA400 - RD RACING		
IDEAL LAP TIME : 2:21.045		BEST LAP TIME : 2:21.045		DIFFERENCE : 0.000		
LAP	SECTOR 1	SECTOR 2	LAP TIME	MPH	DIFF	TIME OF DAY
1 -		47.254	2:28.033	72.20	6.988	14:41:49.541
2 -	<b>1:34.552</b>	<b>46.493</b>	<b>2:21.045 (1)</b>	<b>75.77</b>		<b>14:44:10.586</b>
3 -	1:34.582	47.152	2:21.734 (2)	75.40	0.689	14:46:32.320
4 -	1:34.622	47.408	2:22.030	75.25	0.985	14:48:54.350
5 -	1:34.664	47.135	2:21.799 (3)	75.37	0.754	14:51:16.149

P5		27 S	Ben BROWN	Kawasaki NINJA 400 - Hunts Motorcycles		
IDEAL LAP TIME : 2:20.625		BEST LAP TIME : 2:20.625		DIFFERENCE : 0.000		
LAP	SECTOR 1	SECTOR 2	LAP TIME	MPH	DIFF	TIME OF DAY
1 -		47.019	2:28.851	71.80	8.226	14:41:50.359
2 -	<b>1:34.223</b>	<b>46.402</b>	<b>2:20.625 (1)</b>	<b>76.00</b>		<b>14:44:10.984</b>
3 -	1:34.379	47.199	2:21.578 (2)	75.49	0.953	14:46:32.562
4 -	1:34.411	47.532	2:21.943	75.29	1.318	14:48:54.505
5 -	1:34.887	46.857	2:21.744 (3)	75.40	1.119	14:51:16.249

P6		134 J	Toby SKAYMAN	Kawasaki EX300 - D & A Home Solutions		
IDEAL LAP TIME : 2:20.475		BEST LAP TIME : 2:21.028		DIFFERENCE : 0.553		
LAP	SECTOR 1	SECTOR 2	LAP TIME	MPH	DIFF	TIME OF DAY
1 -		<b>46.683</b>	2:28.223	72.10	7.195	14:41:49.731
2 -	1:35.138	47.142	2:22.280	75.12	1.252	14:44:12.011
3 -	<b>1:33.792</b>	47.349	2:21.141 (2)	75.72	0.113	14:46:33.152
4 -	1:33.863	47.165	<b>2:21.028 (1)</b>	<b>75.78</b>		<b>14:48:54.180</b>
5 -	1:34.987	47.282	2:22.269 (3)	75.12	1.241	14:51:16.449

# BMCRC - MRO Championships 2024 - Rnd 3 @ Snetterton 300

## ACU Team Green Junior Cup & Senior Ninja & BMZRC 250 MZ

### RACE 7 - SECTOR ANALYSIS



SECTOR 1 = FL to I1, SECTOR 2 = I1 to FL, DIFF = Difference To Personal Best Lap, P = Crossed Finish Line in Pit Lane, D = Time Disallowed

P7 81 J Ollie SIMS		Kawasaki NINJA 400 - Motorbodies Weston Ltd				
IDEAL LAP TIME : 2:20.761		BEST LAP TIME : 2:21.078		DIFFERENCE : 0.317		
LAP	SECTOR 1	SECTOR 2	LAP TIME	MPH	DIFF	TIME OF DAY
1 -		46.956	2:27.981	72.22	6.903	14:41:49.489
2 -	1:34.860	<b>46.607</b>	2:21.467 (2)	75.55	0.389	14:44:10.956
3 -	<b>1:34.154</b>	46.924	<b>2:21.078 (1)</b>	<b>75.76</b>		<b>14:46:32.034</b>
4 -	1:34.642	47.215	2:21.857 (3)	75.34	0.779	14:48:53.891
5 -	1:35.201	47.439	2:22.640	74.93	1.562	14:51:16.531

P8 175 J Mason GREASLEY		Kawasaki NINJA 300 - Frame fast				
IDEAL LAP TIME : 2:21.068		BEST LAP TIME : 2:21.146		DIFFERENCE : 0.078		
LAP	SECTOR 1	SECTOR 2	LAP TIME	MPH	DIFF	TIME OF DAY
1 -		<b>47.230</b>	2:28.889	71.78	7.743	14:41:50.397
2 -	1:34.477	47.235	2:21.712 (3)	75.42	0.566	14:44:12.109
3 -	<b>1:33.838</b>	47.308	<b>2:21.146 (1)</b>	<b>75.72</b>		<b>14:46:33.255</b>
4 -	1:34.454	47.353	2:21.807	75.37	0.661	14:48:55.062
5 -	1:34.399	47.246	2:21.645 (2)	75.45	0.499	14:51:16.707

P9 2 J Kade WATT		Kawasaki NINJA 400 - 3D Racing				
IDEAL LAP TIME : 2:21.061		BEST LAP TIME : 2:21.595		DIFFERENCE : 0.534		
LAP	SECTOR 1	SECTOR 2	LAP TIME	MPH	DIFF	TIME OF DAY
1 -		<b>46.723</b>	2:26.704	72.85	5.109	14:41:48.212
2 -	1:34.776	47.116	2:21.892 (2)	75.32	0.297	14:44:10.104
3 -	1:35.035	47.322	2:22.357 (3)	75.07	0.762	14:46:32.461
4 -	<b>1:34.338</b>	47.257	<b>2:21.595 (1)</b>	<b>75.48</b>		<b>14:48:54.056</b>
5 -	1:35.126	47.742	2:22.868	74.81	1.273	14:51:16.924

P10 17 S Daryn BUSA		Kawasaki NINJA 400 - iActiveRC				
IDEAL LAP TIME : 2:22.034		BEST LAP TIME : 2:22.034		DIFFERENCE : 0.000		
LAP	SECTOR 1	SECTOR 2	LAP TIME	MPH	DIFF	TIME OF DAY
1 -		47.414	2:30.266	71.12	8.232	14:41:51.774
2 -	<b>1:34.775</b>	<b>47.259</b>	<b>2:22.034 (1)</b>	<b>75.25</b>		<b>14:44:13.808</b>
3 -	1:36.136	48.425	2:24.561 (3)	73.93	2.527	14:46:38.369
4 -	1:36.455	48.552	2:25.007	73.70	2.973	14:49:03.376
5 -	1:35.784	47.658	2:23.442 (2)	74.51	1.408	14:51:26.818

P11 43 S Mark SWARBRICK		Kawasaki NINJA 400 -				
IDEAL LAP TIME : 2:22.468		BEST LAP TIME : 2:22.468		DIFFERENCE : 0.000		
LAP	SECTOR 1	SECTOR 2	LAP TIME	MPH	DIFF	TIME OF DAY
1 -		47.725	2:29.501	71.49	7.033	14:41:51.009
2 -	<b>1:35.278</b>	<b>47.190</b>	<b>2:22.468 (1)</b>	<b>75.02</b>		<b>14:44:13.477</b>
3 -	1:36.113	48.861	2:24.974 (3)	73.72	2.506	14:46:38.451
4 -	1:36.444	48.596	2:25.040	73.69	2.572	14:49:03.491
5 -	1:36.192	47.221	2:23.413 (2)	74.52	0.945	14:51:26.904

P12 7 J Travis ROOKER		Kawasaki NINJA 400 - Swedish car connection				
IDEAL LAP TIME : 2:21.383		BEST LAP TIME : 2:21.680		DIFFERENCE : 0.297		
LAP	SECTOR 1	SECTOR 2	LAP TIME	MPH	DIFF	TIME OF DAY
1 -		48.199	2:31.005	70.77	9.325	14:41:52.513
2 -	1:34.616	<b>47.064</b>	<b>2:21.680 (1)</b>	<b>75.43</b>		<b>14:44:14.193</b>
3 -	1:34.590	57.119	2:31.709	70.45	10.029	14:46:45.902
4 -	1:34.873	47.757	2:22.630 (2)	74.93	0.950	14:49:08.532
5 -	<b>1:34.319</b>	50.496	2:24.815 (3)	73.80	3.135	14:51:33.347

# BMCRC - MRO Championships 2024 - Rnd 3 @ Snetterton 300

## ACU Team Green Junior Cup & Senior Ninja & BMZRC 250 MZ

### RACE 7 - SECTOR ANALYSIS



SECTOR 1 = FL to I1, SECTOR 2 = I1 to FL, DIFF = Difference To Personal Best Lap, P = Crossed Finish Line in Pit Lane, D = Time Disallowed

P13 54 S Ben SCOTT		Kawasaki NINJA 250 - GI Landscapes VampTech				
IDEAL LAP TIME : 2:27.829		BEST LAP TIME : 2:27.829		DIFFERENCE : 0.000		
LAP	SECTOR 1	SECTOR 2	LAP TIME	MPH	DIFF	TIME OF DAY
1 -		50.414	2:37.244	67.97	9.415	14:41:58.752
2 -	1:41.013	50.349	2:31.362	70.61	3.533	14:44:30.114
3 -	1:39.878	50.257	2:30.135 (2)	71.18	2.306	14:47:00.249
4 -	1:39.785	50.686	2:30.471 (3)	71.03	2.642	14:49:30.720
5 -	<b>1:38.374</b>	<b>49.455</b>	<b>2:27.829 (1)</b>	<b>72.30</b>		<b>14:51:58.549</b>

P14 6 J Kian BUSA		Kawasaki 400 NINJA - iActiveRC				
IDEAL LAP TIME : 2:28.853		BEST LAP TIME : 2:29.445		DIFFERENCE : 0.592		
LAP	SECTOR 1	SECTOR 2	LAP TIME	MPH	DIFF	TIME OF DAY
1 -		<b>49.923</b>	2:34.364	69.23	4.919	14:41:55.872
2 -	<b>1:38.930</b>	50.515	<b>2:29.445 (1)</b>	<b>71.51</b>		<b>14:44:25.317</b>
3 -	1:40.041	50.727	2:30.768 (2)	70.89	1.323	14:46:56.085
4 -	1:40.280	51.150	2:31.430	70.58	1.985	14:49:27.515
5 -	1:40.701	50.428	2:31.129 (3)	70.72	1.684	14:51:58.644

P15 66 S Mark SMITH		Kawasaki EX300 - IMP RACING				
IDEAL LAP TIME : 2:28.411		BEST LAP TIME : 2:28.712		DIFFERENCE : 0.301		
LAP	SECTOR 1	SECTOR 2	LAP TIME	MPH	DIFF	TIME OF DAY
1 -		50.844	2:37.773	67.74	9.061	14:41:59.281
2 -	1:40.863	50.352	2:31.215	70.68	2.503	14:44:30.496
3 -	1:40.201	50.021	2:30.222 (3)	71.14	1.510	14:47:00.718
4 -	<b>1:39.487</b>	50.537	2:30.024 (2)	71.24	1.312	14:49:30.742
5 -	1:39.788	<b>48.924</b>	<b>2:28.712 (1)</b>	<b>71.87</b>		<b>14:51:59.454</b>

P16 565 MZ Louis KERSHAW		MZ 250 - Team Lucky Streetsy/Walkers Campers				
IDEAL LAP TIME : 2:25.015		BEST LAP TIME : 2:25.015		DIFFERENCE : 0.000		
LAP	SECTOR 1	SECTOR 2	LAP TIME	MPH	DIFF	TIME OF DAY
1 -		49.879	3:10.158	56.20	45.143	14:42:31.666
2 -	1:38.250	48.530	2:26.780 (3)	72.81	1.765	14:44:58.446
3 -	1:40.352	48.215	2:28.567	71.94	3.552	14:47:27.013
4 -	<b>1:37.268</b>	<b>47.747</b>	<b>2:25.015 (1)</b>	<b>73.70</b>		<b>14:49:52.028</b>
5 -	1:37.378	48.175	2:25.553 (2)	73.43	0.538	14:52:17.581

P17 85 MZ Andrew WALES		MZ ETZ 250 - Show Control International				
IDEAL LAP TIME : 2:25.155		BEST LAP TIME : 2:25.155		DIFFERENCE : 0.000		
LAP	SECTOR 1	SECTOR 2	LAP TIME	MPH	DIFF	TIME OF DAY
1 -		49.602	3:09.288	56.46	44.133	14:42:30.796
2 -	1:39.431	48.312	2:27.743 (3)	72.34	2.588	14:44:58.539
3 -	1:40.286	48.350	2:28.636	71.90	3.481	14:47:27.175
4 -	1:37.257	48.081	2:25.338 (2)	73.53	0.183	14:49:52.513
5 -	<b>1:37.239</b>	<b>47.916</b>	<b>2:25.155 (1)</b>	<b>73.63</b>		<b>14:52:17.668</b>

P18 69 MZ Alexander MANN		Mz TS 250 - HS RACING				
IDEAL LAP TIME : 2:25.257		BEST LAP TIME : 2:25.257		DIFFERENCE : 0.000		
LAP	SECTOR 1	SECTOR 2	LAP TIME	MPH	DIFF	TIME OF DAY
1 -		49.259	3:09.262	56.47	44.005	14:42:30.770
2 -	1:39.588	48.523	2:28.111	72.16	2.854	14:44:58.881
3 -	1:39.778	48.085	2:27.863 (3)	72.28	2.606	14:47:26.744
4 -	<b>1:37.593</b>	<b>47.664</b>	<b>2:25.257 (1)</b>	<b>73.58</b>		<b>14:49:52.001</b>
5 -	1:37.732	48.018	2:25.750 (2)	73.33	0.493	14:52:17.751

# BMCRC - MRO Championships 2024 - Rnd 3 @ Snetterton 300

## ACU Team Green Junior Cup & Senior Ninja & BMZRC 250 MZ

### RACE 7 - SECTOR ANALYSIS



SECTOR 1 = FL to I1, SECTOR 2 = I1 to FL, DIFF = Difference To Personal Best Lap, P = Crossed Finish Line in Pit Lane, D = Time Disallowed

P19 75 MZ Peter WOODALL		MZ ETZ 250 - Online Lubricants				
IDEAL LAP TIME : 2:25.031		BEST LAP TIME : 2:25.076		DIFFERENCE : 0.045		
LAP	SECTOR 1	SECTOR 2	LAP TIME	MPH	DIFF	TIME OF DAY
1 -		49.453	3:09.847	56.29	44.771	14:42:31.355
2 -	1:38.966	48.306	2:27.272 (3)	72.57	2.196	14:44:58.627
3 -	1:40.319	48.999	2:29.318	71.57	4.242	14:47:27.945
4 -	1:37.837	<b>48.081</b>	2:25.918 (2)	73.24	0.842	14:49:53.863
5 -	<b>1:36.950</b>	48.126	<b>2:25.076 (1)</b>	<b>73.67</b>		<b>14:52:18.939</b>

P20 95 MZ Christopher ROGERS		Mz ETZ 250 - CB Racing				
IDEAL LAP TIME : 2:26.456		BEST LAP TIME : 2:26.896		DIFFERENCE : 0.440		
LAP	SECTOR 1	SECTOR 2	LAP TIME	MPH	DIFF	TIME OF DAY
1 -		49.663	3:10.297	56.16	43.401	14:42:31.805
2 -	1:39.644	48.439	2:28.083 (3)	72.17	1.187	14:44:59.888
3 -	1:39.711	48.473	2:28.184	72.12	1.288	14:47:28.072
4 -	1:38.975	<b>48.275</b>	2:27.250 (2)	72.58	0.354	14:49:55.322
5 -	<b>1:38.181</b>	48.715	<b>2:26.896 (1)</b>	<b>72.75</b>		<b>14:52:22.218</b>

P21 13 MZ Gordon RYAN		MZ 250 - Prism Work Psychology				
IDEAL LAP TIME : 2:28.333		BEST LAP TIME : 2:28.739		DIFFERENCE : 0.406		
LAP	SECTOR 1	SECTOR 2	LAP TIME	MPH	DIFF	TIME OF DAY
1 -		49.615	3:10.571	56.08	41.832	14:42:32.079
2 -	<b>1:38.992</b>	49.747	<b>2:28.739 (1)</b>	<b>71.85</b>		<b>14:45:00.818</b>
3 -	1:39.576	<b>49.341</b>	2:28.917	71.77	0.178	14:47:29.735
4 -	1:39.430	49.389	2:28.819 (2)	71.81	0.080	14:49:58.554
5 -	1:39.459	49.423	2:28.882 (3)	71.78	0.143	14:52:27.436

P22 57 S Richard BUCKHAM		Kawasaki NINJA 400 -				
IDEAL LAP TIME : 2:38.046		BEST LAP TIME : 2:38.712		DIFFERENCE : 0.666		
LAP	SECTOR 1	SECTOR 2	LAP TIME	MPH	DIFF	TIME OF DAY
1 -		53.247	2:44.653	64.91	5.941	14:42:06.161
2 -	1:45.875	53.766	2:39.641	66.95	0.929	14:44:45.802
3 -	1:46.157	<b>52.863</b>	2:39.020 (2)	67.21	0.308	14:47:24.822
4 -	1:45.863	53.408	2:39.271 (3)	67.10	0.559	14:50:04.093
5 -	<b>1:45.183</b>	53.529	<b>2:38.712 (1)</b>	<b>67.34</b>		<b>14:52:42.805</b>

P23 9 MZ Gary HOWLETT		MZ TS250 - HS Racing				
IDEAL LAP TIME : 2:31.002		BEST LAP TIME : 2:31.340		DIFFERENCE : 0.338		
LAP	SECTOR 1	SECTOR 2	LAP TIME	MPH	DIFF	TIME OF DAY
1 -		<b>49.945</b>	3:11.824	55.71	40.484	14:42:33.332
2 -	<b>1:41.057</b>	50.283	<b>2:31.340 (1)</b>	<b>70.62</b>		<b>14:45:04.672</b>
3 -	1:43.731	52.425	2:36.156	68.44	4.816	14:47:40.828
4 -	1:42.156	51.422	2:33.578 (3)	69.59	2.238	14:50:14.406
5 -	1:41.997	50.520	2:32.517 (2)	70.07	1.177	14:52:46.923

P24 4 S Nigel FRANKLIN		Kawasaki NINJA - Nigel Franklin				
IDEAL LAP TIME : 2:38.532		BEST LAP TIME : 2:39.280		DIFFERENCE : 0.748		
LAP	SECTOR 1	SECTOR 2	LAP TIME	MPH	DIFF	TIME OF DAY
1 -		55.403	2:49.390	63.09	10.110	14:42:10.898
2 -	1:47.460	54.449	2:41.909	66.01	2.629	14:44:52.807
3 -	1:47.442	<b>53.503</b>	2:40.945 (2)	66.40	1.665	14:47:33.752
4 -	1:46.814	54.473	2:41.287 (3)	66.26	2.007	14:50:15.039
5 -	<b>1:45.029</b>	54.251	<b>2:39.280 (1)</b>	<b>67.10</b>		<b>14:52:54.319</b>

# BMCRC - MRO Championships 2024 - Rnd 3 @ Snetterton 300

## ACU Team Green Junior Cup & Senior Ninja & BMZRC 250 MZ

### RACE 7 - SECTOR ANALYSIS



SECTOR 1 = FL to I1, SECTOR 2 = I1 to FL, DIFF = Difference To Personal Best Lap, P = Crossed Finish Line in Pit Lane, D = Time Disallowed

P25 37 MZ_R Harry LAMACRAFT			MZ ETZ 250 - All Flower No Power			
IDEAL LAP TIME : 2:32.053		BEST LAP TIME : 2:33.061		DIFFERENCE : 1.008		
LAP	SECTOR 1	SECTOR 2	LAP TIME	MPH	DIFF	TIME OF DAY
1 -		51.260	3:16.235	54.46	43.174	14:42:37.743
2 -	1:45.534	50.682	2:36.216	68.41	3.155	14:45:13.959
3 -	1:41.993	53.724	2:35.717 (3)	68.63	2.656	14:47:49.676
4 -	1:44.351	<b>50.302</b>	2:34.653 (2)	69.11	1.592	14:50:24.329
5 -	<b>1:41.751</b>	51.310	<b>2:33.061 (1)</b>	<b>69.82</b>		<b>14:52:57.390</b>

P26 32 MZ John ASHMEAD			Mz 250 -			
IDEAL LAP TIME : 2:30.883		BEST LAP TIME : 2:31.631		DIFFERENCE : 0.748		
LAP	SECTOR 1	SECTOR 2	LAP TIME	MPH	DIFF	TIME OF DAY
1 -		50.015	3:12.075	55.64	40.444	14:42:33.583
2 -	<b>1:41.330</b>	50.462	2:31.792 (2)	70.41	0.161	14:45:05.375
3 -	1:43.161	53.111	2:36.272	68.39	4.641	14:47:41.647
4 -	1:42.965	51.313	2:34.278 (3)	69.27	2.647	14:50:15.925
5 -	1:42.078	<b>49.553</b>	<b>2:31.631 (1)</b>	<b>70.48</b>		<b>14:52:47.556</b>

P27 73 S Jemma HANNAFORD			Kawasaki NINJA 300 -			
IDEAL LAP TIME : 2:39.526		BEST LAP TIME : 2:39.766		DIFFERENCE : 0.240		
LAP	SECTOR 1	SECTOR 2	LAP TIME	MPH	DIFF	TIME OF DAY
1 -		54.661	2:50.626	62.64	10.860	14:42:12.134
2 -	1:48.131	53.833	2:41.964 (3)	65.99	2.198	14:44:54.098
3 -	1:49.193	<b>53.516</b>	2:42.709	65.68	2.943	14:47:36.807
4 -	1:47.173	54.162	2:41.335 (2)	66.24	1.569	14:50:18.142
5 -	<b>1:46.010</b>	53.756	<b>2:39.766 (1)</b>	<b>66.89</b>		<b>14:52:57.908</b>

P28 56 MZ Russell TURNER			MZ 250 - TT Racing			
IDEAL LAP TIME : 2:34.304		BEST LAP TIME : 2:34.440		DIFFERENCE : 0.136		
LAP	SECTOR 1	SECTOR 2	LAP TIME	MPH	DIFF	TIME OF DAY
1 -		53.255	3:20.443	53.32	46.003	14:42:41.951
2 -	1:43.409	<b>52.161</b>	2:35.570 (2)	68.70	1.130	14:45:17.521
3 -	1:42.839	52.906	2:35.745 (3)	68.62	1.305	14:47:53.266
4 -	1:42.542	53.733	2:36.275	68.39	1.835	14:50:29.541
5 -	<b>1:42.143</b>	52.297	<b>2:34.440 (1)</b>	<b>69.20</b>		<b>14:53:03.981</b>

P29 41 MZ Gary WILLIAMS			MZ ETZ 250 -			
IDEAL LAP TIME : 2:33.835		BEST LAP TIME : 2:34.694		DIFFERENCE : 0.859		
LAP	SECTOR 1	SECTOR 2	LAP TIME	MPH	DIFF	TIME OF DAY
1 -		52.070	3:18.463	53.85	43.769	14:42:39.971
2 -	1:44.836	<b>51.404</b>	2:36.240 (3)	68.40	1.546	14:45:16.211
3 -	1:43.730	51.742	2:35.472 (2)	68.74	0.778	14:47:51.683
4 -	1:43.880	53.845	2:37.725	67.76	3.031	14:50:29.408
5 -	<b>1:42.431</b>	52.263	<b>2:34.694 (1)</b>	<b>69.09</b>		<b>14:53:04.102</b>

P30 166 MZ Graeme LEWIS			MZ 250 - Morris Racing Lubricants #MRL			
IDEAL LAP TIME : 2:36.279		BEST LAP TIME : 2:36.279		DIFFERENCE : 0.000		
LAP	SECTOR 1	SECTOR 2	LAP TIME	MPH	DIFF	TIME OF DAY
1 -		51.852	3:18.508	53.84	42.229	14:42:40.016
2 -	<b>1:44.798</b>	<b>51.481</b>	<b>2:36.279 (1)</b>	<b>68.39</b>		<b>14:45:16.295</b>
3 -	1:44.943	52.122	2:37.065 (2)	68.04	0.786	14:47:53.360
4 -	1:46.223	53.003	2:39.226 (3)	67.12	2.947	14:50:32.586
5 -	1:47.774	52.251	2:40.025	66.79	3.746	14:53:12.611

# BMCRC - MRO Championships 2024 - Rnd 3 @ Snetterton 300

## ACU Team Green Junior Cup & Senior Ninja & BMZRC 250 MZ

### RACE 7 - SECTOR ANALYSIS



SECTOR 1 = FL to I1, SECTOR 2 = I1 to FL, DIFF = Difference To Personal Best Lap, P = Crossed Finish Line in Pit Lane, D = Time Disallowed

<b>P31 26 J Brooke CHAMPION</b>		Kawasaki 300 NINJA -				
IDEAL LAP TIME : 2:43.050		BEST LAP TIME : 2:43.050		DIFFERENCE : 0.000		
LAP	SECTOR 1	SECTOR 2	LAP TIME	MPH	DIFF	TIME OF DAY
1 -		55.361	2:53.367	61.64	10.317	14:42:14.875
2 -	<b>1:48.143</b>	<b>54.907</b>	<b>2:43.050 (1)</b>	<b>65.55</b>		<b>14:44:57.925</b>
3 -	1:49.874	55.526	2:45.400 (2)	64.61	2.350	14:47:43.325
4 -	1:50.708	56.315	2:47.023	63.99	3.973	14:50:30.348
5 -	1:50.968	55.959	2:46.927 (3)	64.02	3.877	14:53:17.275

<b>P32 94 MZ_R Gary ADORJAN</b>		MZ 250 - Illuminate Design				
IDEAL LAP TIME : 2:45.465		BEST LAP TIME : 2:45.548		DIFFERENCE : 0.083		
LAP	SECTOR 1	SECTOR 2	LAP TIME	MPH	DIFF	TIME OF DAY
1 -		55.060	3:28.783	51.19	43.235	14:42:50.291
2 -	1:53.323	54.969	2:48.292 (3)	63.50	2.744	14:45:38.583
3 -	<b>1:50.966</b>	55.908	2:46.874 (2)	64.04	1.326	14:48:25.457
4 -	1:51.049	<b>54.499</b>	<b>2:45.548 (1)</b>	<b>64.56</b>		<b>14:51:11.005</b>

<b>P33 52 MZ Tony PARKER</b>		MZ 250 - Cancer research uk				
IDEAL LAP TIME : 2:52.134		BEST LAP TIME : 2:53.216		DIFFERENCE : 1.082		
LAP	SECTOR 1	SECTOR 2	LAP TIME	MPH	DIFF	TIME OF DAY
1 -		<b>56.375</b>	3:31.430	50.55	38.214	14:42:52.938
2 -	<b>1:55.759</b>	57.457	<b>2:53.216 (1)</b>	<b>61.70</b>		<b>14:45:46.154</b>



# BMCRC - MRO Championships 2024 - Rnd 3 @ Snetterton 300

## ACU Team Green Junior Cup & Senior Ninja & BMZRC 250 MZ

### RACE 7 - BEST SECTORS

SECTOR 1			SECTOR 2			IDEAL / BEST COMPARISON						
POS	NO	NAME	TIME	NO	NAME	TIME	POS	NO	NAME	IDEAL	BEST	DIFF
									<b>PERFECT LAP</b>	<b>2:17.689</b>		
1	1	ATKINSON	1:32.327	1	ATKINSON	45.362	1	1	ATKINSON	2:17.689	2:17.689	0.000
2	45	MACKENZIE	1:32.974	27	BROWN	46.402	2	45	MACKENZIE	2:19.498	2:19.681	0.183
3	134	SKAYMAN	1:33.792	76	WILKINSON	46.493	3	134	SKAYMAN	2:20.475	2:21.028	0.553
4	175	GREASLEY	1:33.838	0	McMULLAN	46.495	4	0	McMULLAN	2:20.596	2:20.876	0.280
5	0	McMULLAN	1:34.101	45	MACKENZIE	46.524	5	27	BROWN	2:20.625	2:20.625	0.000
6	81	SIMS	1:34.154	81	SIMS	46.607	6	81	SIMS	2:20.761	2:21.078	0.317
7	27	BROWN	1:34.223	134	SKAYMAN	46.683	7	76	WILKINSON	2:21.045	2:21.045	0.000
8	7	ROOKER	1:34.319	2	WATT	46.723	8	2	WATT	2:21.061	2:21.595	0.534
9	2	WATT	1:34.338	7	ROOKER	47.064	9	175	GREASLEY	2:21.068	2:21.146	0.078
10	76	WILKINSON	1:34.552	43	SWARBRICK	47.190	10	7	ROOKER	2:21.383	2:21.680	0.297
11	17	BUSA	1:34.775	175	GREASLEY	47.230	11	17	BUSA	2:22.034	2:22.034	0.000
12	43	SWARBRICK	1:35.278	17	BUSA	47.259	12	43	SWARBRICK	2:22.468	2:22.468	0.000
13	75	WOODALL	1:36.950	69	MANN	47.664	13	565	KERSHAW	2:25.015	2:25.015	0.000
14	85	WALES	1:37.239	565	KERSHAW	47.747	14	75	WOODALL	2:25.031	2:25.076	0.045
15	565	KERSHAW	1:37.268	85	WALES	47.916	15	85	WALES	2:25.155	2:25.155	0.000
16	69	MANN	1:37.593	75	WOODALL	48.081	16	69	MANN	2:25.257	2:25.257	0.000
17	95	ROGERS	1:38.181	95	ROGERS	48.275	17	95	ROGERS	2:26.456	2:26.896	0.440
18	54	SCOTT	1:38.374	66	SMITH	48.924	18	54	SCOTT	2:27.829	2:27.829	0.000
19	6	BUSA	1:38.930	13	RYAN	49.341	19	13	RYAN	2:28.333	2:28.739	0.406
20	13	RYAN	1:38.992	54	SCOTT	49.455	20	66	SMITH	2:28.411	2:28.712	0.301
21	66	SMITH	1:39.487	32	ASHMEAD	49.553	21	6	BUSA	2:28.853	2:29.445	0.592
22	9	HOWLETT	1:41.057	6	BUSA	49.923	22	32	ASHMEAD	2:30.883	2:31.631	0.748
23	32	ASHMEAD	1:41.330	9	HOWLETT	49.945	23	9	HOWLETT	2:31.002	2:31.340	0.338
24	37	LAMACRAFT	1:41.751	37	LAMACRAFT	50.302	24	37	LAMACRAFT	2:32.053	2:33.061	1.008
25	56	TURNER	1:42.143	41	WILLIAMS	51.404	25	41	WILLIAMS	2:33.835	2:34.694	0.859
26	41	WILLIAMS	1:42.431	166	LEWIS	51.481	26	56	TURNER	2:34.304	2:34.440	0.136
27	166	LEWIS	1:44.798	56	TURNER	52.161	27	166	LEWIS	2:36.279	2:36.279	0.000
28	4	FRANKLIN	1:45.029	57	BUCKHAM	52.863	28	57	BUCKHAM	2:38.046	2:38.712	0.666
29	57	BUCKHAM	1:45.183	4	FRANKLIN	53.503	29	4	FRANKLIN	2:38.532	2:39.280	0.748
30	73	HANNAFORD	1:46.010	73	HANNAFORD	53.516	30	73	HANNAFORD	2:39.526	2:39.766	0.240
31	26	CHAMPION	1:48.143	94	ADORJAN	54.499	31	26	CHAMPION	2:43.050	2:43.050	0.000
32	94	ADORJAN	1:50.966	26	CHAMPION	54.907	32	94	ADORJAN	2:45.465	2:45.548	0.083
33	52	PARKER	1:55.759	52	PARKER	56.375	33	52	PARKER	2:52.134	2:53.216	1.082

# BMCRC - MRO Championships 2024 - Rnd 3 @ Snetterton 300

## ACU Team Green Junior Cup & Senior Ninja & BMZRC 250 MZ

### RACE 7 - STATISTICS

**Competitors Started** 33  
**Planned Start** 2024-05-04 @ 13:40:00.000  
**Actual Start** 2024-05-04 @ 14:39:21.507  
**Finish Time** 2024-05-04 @ 14:51:01.173  
**Track Length** 2.9689mi.  
**Total Laps** 161  
**Total Distance Covered** 477.9947mi.

#### Session Fastest Lap History

NO	CL	NAME	LAP TIME	TIME OF DAY	LAP	VEHICLE
1	S	Phil ATKINSON	<b>2:17.689</b>	14:44:04.386	2	Kawasaki NINJA 400

#### Session Leader History

NO	CL	NAME	FROM LAP	LAPS LED	DISTANCE	VEHICLE
1	S	Phil ATKINSON	1	5	14.84 miles	Kawasaki NINJA 400

#### Flag History

TYPE	TIME OF DAY
GREEN	14:39:21.507
FINISH	14:51:01.173

#### Flag Statistics

TYPE	COUNT	TOTAL LAPS	TOTAL TIME
Green	1	5	14:03.877
Red	0	0	0.000
Safety Car	0	0	0.000
FCY	0	0	0.000

# BMCRC - MRO Championships 2024 - Rnd 3 @ Snetterton 300

## ACU Team Green Junior Cup & Senior Ninja & BMZRC 250 MZ

### RACE 7 - STATISTICS

**CLASS : J**

10 Starters

#### Fastest Lap History

NO	NAME	LAP TIME	TIME OF DAY	LAP	VEHICLE
45	Marley MACKENZIE	2:19.681	14:44:07.047	2	Kawasaki NINJA

#### Leader History

NO	NAME	FROM LAP	LAPS LED	DISTANCE	VEHICLE
45	Marley MACKENZIE	1	5	14.84 miles	Kawasaki NINJA

# BMCRC - MRO Championships 2024 - Rnd 3 @ Snetterton 300

## ACU Team Green Junior Cup & Senior Ninja & BMZRC 250 MZ

### RACE 7 - STATISTICS

**CLASS : S**

9 Starters

#### Fastest Lap History

NO	NAME	LAP TIME	TIME OF DAY	LAP	VEHICLE
1	Phil ATKINSON	<b>2:17.689</b>	14:44:04.386	2	Kawasaki NINJA 400

#### Leader History

NO	NAME	FROM LAP	LAPS LED	DISTANCE	VEHICLE
1	Phil ATKINSON	1	5	14.84 miles	Kawasaki NINJA 400

# BMCRC - MRO Championships 2024 - Rnd 3 @ Snetterton 300

## ACU Team Green Junior Cup & Senior Ninja & BMZRC 250 MZ

### RACE 7 - STATISTICS

**CLASS : MZ**

12 Starters

#### Fastest Lap History

NO	NAME	LAP TIME	TIME OF DAY	LAP	VEHICLE
565	Louis KERSHAW	2:26.780	14:44:58.473	2	MZ 250
69	Alexander MANN	2:25.257	14:49:52.061	4	Mz TS 250
565	Louis KERSHAW	2:25.015	14:49:52.028	4	MZ 250

#### Leader History

NO	NAME	FROM LAP	LAPS LED	DISTANCE	VEHICLE
69	Alexander MANN	1	1	2.96 miles	Mz TS 250
565	Louis KERSHAW	2	1	2.96 miles	MZ 250
69	Alexander MANN	3	2	5.93 miles	Mz TS 250
565	Louis KERSHAW	5	1	2.96 miles	MZ 250

# BMCRC - MRO Championships 2024 - Rnd 3 @ Snetterton 300

## ACU Team Green Junior Cup & Senior Ninja & BMZRC 250 MZ

### RACE 7 - STATISTICS

CLASS : MZ\_R

2 Starters

#### Fastest Lap History

NO	NAME	LAP TIME	TIME OF DAY	LAP	VEHICLE
37	Harry LAMACRAFT	<b>2:36.216</b>	14:45:13.984	2	MZ ETZ 250
37	Harry LAMACRAFT	<b>2:35.717</b>	14:47:49.703	3	MZ ETZ 250
37	Harry LAMACRAFT	<b>2:34.653</b>	14:50:24.355	4	MZ ETZ 250
37	Harry LAMACRAFT	<b>2:33.061</b>	14:52:57.416	5	MZ ETZ 250

#### Leader History

NO	NAME	FROM LAP	LAPS LED	DISTANCE	VEHICLE
37	Harry LAMACRAFT	1	5	14.84 miles	MZ ETZ 250




# BMCRC - MRO Championships 2024 - Rnd 3 @ Snetterton 300

## ACU Team Green Junior Cup & Senior Ninja & BMZRC 250 MZ

### RACE 18 - GRID (5 Laps)

ROW 13	1	2:53.216	38	52	Tony PARKER	37	94	Gary ADORJAN		
ROW 12	36	2:36.279	166	Graeme LEWIS	35	41	Gary WILLIAMS	34	56	Russell TURNER
ROW 11	33	2:33.061	37	Harry LAMACRAFT	32	32	John ASHMEAD	31	9	Gary HOWLETT
ROW 10	30	2:28.739	13	Gordon RYAN	29	95	Christopher ROGERS	28	69	Alexander MANN
ROW 9	27	2:25.155	85	Andrew WALES	26	75	Peter WOODALL	25	565	Louis KERSHAW
ROW 8	24		23		22					
ROW 7	21		20		19	26	Brooke CHAMPION			
ROW 6	18	2:39.766	73	Jemma HANNAFORD	17	4	Nigel FRANKLIN	16	57	Richard BUCKHAM
ROW 5	15	2:29.445	6	Kian BUSA	14	66	Mark SMITH	13	54	Ben SCOTT
ROW 4	12	2:22.468	43	Mark SWARBRICK	11	17	Daryn BUSA	10	7	Travis ROOKER
ROW 3	9	2:21.595	2	Kade WATT	8	175	Mason GREASLEY	7	81	Ollie SIMS
ROW 2	6	2:21.045	76	Luca WILKINSON	5	134	Toby SKAYMAN	4	0	Fred McMULLAN
ROW 1	3	2:20.625	27	Ben BROWN	2	45	Marley MACKENZIE	1	1	Phil ATKINSON

Pole



These results are provisional until the conclusion of any judicial and technical matters.

Snetterton 300: 2.9689 miles

Clerk Of Course:	Stewards:	Timekeeper:	<i>Craig Smith</i>	
------------------	-----------	-------------	--------------------	--

Results can be found at [www.tsl-timing.com](http://www.tsl-timing.com)

Printed - 14:56 Saturday, 04 May 2024





# BMCRC - MRO Championships 2024 - Rnd 3 @ Snetterton 300

## ACU Team Green Junior Cup & Senior Ninja & BMZRC 250 MZ

### RACE 18 - CLASSIFICATION

Race Distance: 4 Laps / 11.87 miles

POS	NO	CL	PIC	NAME	ENTRY	LAPS	TIME	GAP	DIFF	MPH	BEST	ON	GRD	↑↓
1	1	S	1	Phil ATKINSON	Kawasaki NINJA 400 - ROSE MOT/Q Oil Treatments	4	9:18.324			76.57	2:17.702	3	1	0
2	45	J	1	Marley MACKENZIE	Kawasaki NINJA - Kirkcaldy Kawasaki, ELPM	4	9:19.912	1.588	1.588	76.35	2:18.045	4	2	0
3	76	J	2	Luca WILKINSON	Kawasaki NINJA400 - RD RACING	4	9:22.012	3.688	2.100	76.07	2:18.096	3	6	3
4	81	J	3	Ollie SIMS	Kawasaki NINJA 400 - Motorbodies Weston ltd	4	9:23.736	5.412	1.724	75.83	2:18.689	4	7	3
5	0	J	4	Fred McMULLAN	Kawasaki Ninja - Orwell Motorcycles Ipswich	4	9:24.147	5.823	0.411	75.78	2:18.898	4	4	-1
6	27	S	2	Ben BROWN	Kawasaki NINJA 400 - Hunts Motorcycles	4	9:24.209	5.885	0.062	75.77	2:18.872	4	3	-3
7	2	J	5	Kade WATT	Kawasaki NINJA 400 - 3D Racing	4	9:27.484	9.160	3.275	75.33	2:19.373	3	9	2
8	7	J	6	Travis ROOKER	Kawasaki NINJA 400 - Swedish car connection	4	9:27.806	9.482	0.322	75.29	2:19.280	2	10	2
9	175	J	7	Mason GREASLEY	Kawasaki NINJA 300 - Frame fast	4	9:35.515	17.191	7.709	74.28	2:21.060	2	8	-1
10	43	S	3	Mark SWARBRICK	Kawasaki NINJA 400 -	4	9:42.821	24.497	7.306	73.35	2:23.434	2	12	2
11	17*	S	4	Daryn BUSA	Kawasaki NINJA 400 - iActiveRC	4	9:55.290	36.966	12.469	71.81	2:23.952	2	11	0
12	6	J	8	Kian BUSA	Kawasaki 400 NINJA - iActiveRC	4	9:58.893	40.569	3.603	71.38	2:26.884	2	15	3
13	54	S	5	Ben SCOTT	Kawasaki NINJA 250 - GI Landscapes VampTech	4	10:07.421	49.097	8.528	70.38	2:29.819	3	13	0
14	66	S	6	Mark SMITH	Kawasaki EX300 - IMP RACING	4	10:13.811	55.487	6.390	69.65	2:30.429	2	14	0
15	69	MZ	1	Alexander MANN	Mz TS 250 - HS RACING	4	10:22.751	1:04.427	8.940	68.65	2:24.469	4	23	8
16	565	MZ	2	Louis KERSHAW	MZ 250 - Team Lucky Streetsy/Walkers Campers	4	10:27.607	1:09.283	4.856	68.11	2:26.233	4	20	4
17	95	MZ	3	Christopher ROGERS	Mz ETZ 250 - CB Racing	4	10:28.918	1:10.594	1.311	67.97	2:24.817	4	24	7
18	75	MZ	4	Peter WOODALL	MZ ETZ 250 - Online Lubricants	4	10:29.006	1:10.682	0.088	67.96	2:25.199	4	21	3
19	85	MZ	5	Andrew WALES	MZ ETZ 250 - Show Control International	4	10:29.615	1:11.291	0.609	67.90	2:23.453	4	22	3
20	13	MZ	6	Gordon RYAN	MZ 250 - Prism Work Psychology	4	10:35.105	1:16.781	5.490	67.31	2:28.227	4	25	5
21	37	MZ_R	1	Harry LAMACRAFT	MZ ETZ 250 - All Flower No Power	4	10:38.020	1:19.696	2.915	67.00	2:29.464	3	28	7
22	9	MZ	7	Gary HOWLETT	MZ TS250 - HS Racing	4	10:44.010	1:25.686	5.990	66.38	2:30.255	3	26	4
23	4	S	7	Nigel FRANKLIN	Kawasaki NINJA - Nigel Franklin	4	10:45.351	1:27.027	1.341	66.24	2:38.074	4	17	-6
24	32	MZ	8	John ASHMEAD	Mz 250 -	4	10:45.485	1:27.161	0.134	66.23	2:31.101	2	27	3
25	57	S	8	Richard BUCKHAM	Kawasaki NINJA 400 -	4	10:49.167	1:30.843	3.682	65.85	2:40.658	2	16	-9
26	73	S	9	Jemma HANNAFORD	Kawasaki NINJA 300 -	4	11:02.539	1:44.215	13.372	64.52	2:41.613	4	18	-8
27	166	MZ	9	Graeme LEWIS	MZ 250 - Morris Racing Lubricants #MRL	4	11:06.631	1:48.307	4.092	64.13	2:35.862	4	31	4
28	56	MZ	10	Russell TURNER	MZ 250 - TT Racing	4	11:07.617	1:49.293	0.986	64.03	2:35.901	4	29	1
29	41	MZ	11	Gary WILLIAMS	MZ ETZ 250 -	4	11:07.710	1:49.386	0.093	64.02	2:36.341	3	30	1
30	26	J	9	Brooke CHAMPION	Kawasaki 300 NINJA -	4	11:40.690	2:22.366	32.980	61.01	2:53.304	4	19	-11
31	94	MZ_R	2	Gary ADORJAN	MZ 250 - Illuminate Design	4	11:56.018	2:37.694	15.328	59.70	2:47.689	4	32	1
32	52	MZ	12	Tony PARKER	MZ 250 - Cancer research uk	3	9:21.128	1 Lap	1 Lap	57.14	2:52.555	3	33	1

#### NOT CLASSIFIED

DNF	134	J		Toby SKAYMAN	Kawasaki EX300 - D & A Home Solutions	3	7:05.287	1 Lap		75.39	2:19.079	3	5	
-----	-----	---	--	--------------	---------------------------------------	---	----------	-------	--	-------	----------	---	---	--

#### FASTEST LAP

1	S	Phil ATKINSON	Kawasaki NINJA 400 - ROSE MOT/Q Oil Treatments	3	2:17.702	77.61 mph	124.91 kph
45	J	Marley MACKENZIE	Kawasaki NINJA - Kirkcaldy Kawasaki, ELPM	4	2:18.045	77.42 mph	124.60 kph
85	MZ	Andrew WALES	MZ ETZ 250 - Show Control International	4	2:23.453	74.50 mph	119.90 kph
37	MZ_R	Harry LAMACRAFT	MZ ETZ 250 - All Flower No Power	3	2:29.464	71.50 mph	115.08 kph

#### Comments:

\* No. 17 - 10 second penalty - jump start  
 Class S - 92.5% of Race Speed = 70.82 mph  
 Class J - 92.5% of Race Speed = 70.62 mph  
 Class MZ - 92.5% of Race Speed = 63.50 mph  
 Class MZ\_R - 92.5% of Race Speed = 61.97 mph

Weather / Track : Cloudy / Dry

Date: 04/05/2024 Start: 18:16 Finish: 18:25  
Snetterton 300: 2.9689 miles

These results are provisional until the conclusion of any judicial and technical matters.

Clerk Of Course:	Stewards:	Timekeeper:	<i>Craig Smith</i>	
------------------	-----------	-------------	--------------------	--

Results can be found at [www.tsl-timing.com](http://www.tsl-timing.com)

Printed - 18:29 Saturday, 04 May 2024





# BMCRC - MRO Championships 2024 - Rnd 3 @ Snetterton 300

## ACU Team Green Junior Cup & Senior Ninja & BMZRC 250 MZ

### RACE 18 - LAP CHART

LAP 1 @ 18:18:52.461			LAP 2 @ 18:21:10.738			LAP 3 @ 18:23:28.440			LAP 4 @ 18:25:46.975		
NO	BEHIND	LAP TIME	NO	BEHIND	LAP TIME	NO	BEHIND	LAP TIME	NO	BEHIND	LAP TIME
1		2:23.810	1		2:18.277	1		2:17.702	1		2:18.535
45	0.837	2:24.647	45	1.106	2:18.546	45	2.078	2:18.674	45	1.588	2:18.045
76	2.007	2:25.817	76	3.258	2:19.528	76	3.652	2:18.096	52	1 Lap	2:52.555
27	2.095	2:25.905	81	3.576	2:19.553	81	5.258	2:19.384	76	3.688	2:18.571
81	2.300	2:26.110	27	3.605	2:19.787	0	5.460	2:19.134	81	5.412	2:18.689
0	2.473	2:26.283	0	4.028	2:19.832	134	5.498	2:19.079	0	5.823	2:18.898
134	2.761	2:26.571	134	4.121	2:19.637	27	5.548	2:19.645	27	5.885	2:18.872
2	4.120	2:27.930	7	5.579	2:19.280	2	7.733	2:19.373	2	9.160	2:19.962
7	4.576	2:28.386	2	6.062	2:20.219	7	8.057	2:20.180	7	9.482	2:19.960
175	5.224	2:29.034	175	8.007	2:21.060	175	12.146	2:21.841	175	17.191	2:23.580
43	6.062	2:29.872	43	11.219	2:23.434	43	17.811	2:24.294	43	24.497	2:25.221
17	9.175	2:32.985	17	14.850	2:23.952	17	21.500	2:24.352	17	26.966	2:24.001
6	11.210	2:35.020	6	19.817	2:26.884	6	29.934	2:27.819	6	40.569	2:29.170
54	13.304	2:37.114	54	25.329	2:30.302	54	37.446	2:29.819	54	49.097	2:30.186
66	14.657	2:38.467	66	26.809	2:30.429	66	41.076	2:31.969	66	55.487	2:32.946
57	22.812	2:46.622	57	45.193	2:40.658	69	58.493	2:24.799	69	1:04.427	2:24.469
4	24.257	2:48.067	4	45.771	2:39.791	565	1:01.585	2:27.466	565	1:09.283	2:26.233
73	28.246	2:52.056	95	51.326	2:26.988	75	1:04.018	2:30.176	95	1:10.594	2:24.817
26	33.586	2:57.396	69	51.396	2:26.386	95	1:04.312	2:30.688	75	1:10.682	2:25.199
85	42.326	3:06.136	75	51.544	2:27.117	85	1:06.373	2:32.443	85	1:11.291	2:23.453
95	42.615	3:06.425	85	51.632	2:27.583	13	1:07.089	2:28.638	13	1:16.781	2:28.227
75	42.704	3:06.514	565	51.821	2:26.491	4	1:07.488	2:39.419	37	1:19.696	2:30.196
69	43.287	3:07.097	73	54.167	2:44.198	37	1:08.035	2:29.464	9	1:25.686	2:31.501
565	43.607	3:07.417	13	56.153	2:30.388	57	1:08.279	2:40.788	4	1:27.027	2:38.074
13	44.042	3:07.852	37	56.273	2:29.798	32	1:12.346	2:31.446	32	1:27.161	2:33.350
37	44.752	3:08.562	32	58.602	2:31.101	9	1:12.720	2:30.255	57	1:30.843	2:41.099
32	45.778	3:09.588	9	1:00.167	2:31.301	73	1:21.137	2:44.672	73	1:44.215	2:41.613
9	47.143	3:10.953	26	1:09.769	2:54.460	41	1:30.371	2:36.341	166	1:48.307	2:35.862
41	53.079	3:16.889	56	1:11.448	2:36.440	166	1:30.980	2:36.420	56	1:49.293	2:35.901
56	53.285	3:17.095	41	1:11.732	2:36.930	56	1:31.927	2:38.181	41	1:49.386	2:37.550
166	53.654	3:17.464	166	1:12.262	2:36.885	26	1:47.597	2:55.530	26	2:22.366	2:53.304
94	1:03.733	3:27.543	94	1:35.520	2:50.064	94	2:08.540	2:50.722	94	2:37.694	2:47.689
52	1:08.084	3:31.894	52	1:46.486	2:56.679						

# BMCRC - MRO Championships 2024 - Rnd 3 @ Snetterton 300

## ACU Team Green Junior Cup & Senior Ninja & BMZRC 250 MZ

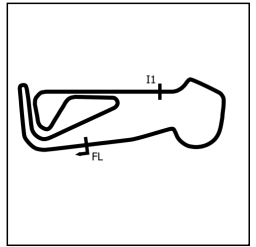
### RACE 18 - POSITION CHART

No	Name	Lap Pos	Lap			
			1	2	3	4
1	ATKINSON	1	1	1	1	1
45	MACKENZIE	2	45	45	45	45
27	BROWN	3	76	76	76	76
0	McMULLAN	4	27	81	81	81
134	SKAYMAN	5	81	27	0	0
76	WILKINSON	6	0	0	134	27
81	SIMS	7	134	134	27	2
175	GREASLEY	8	2	7	2	7
2	WATT	9	7	2	7	175
7	ROOKER	10	175	175	175	43
17	BUSA	11	43	43	43	17
43	SWARBRICK	12	17	17	17	6
54	SCOTT	13	6	6	6	54
66	SMITH	14	54	54	54	66
6	BUSA	15	66	66	66	69
57	BUCKHAM	16	57	57	69	565
4	FRANKLIN	17	4	4	565	95
73	HANNAFORD	18	73	95	75	75
26	CHAMPION	19	26	69	95	85
565	KERSHAW	20	85	75	85	13
75	WOODALL	21	95	85	13	37
85	WALES	22	75	565	4	9
69	MANN	23	69	73	37	4
95	ROGERS	24	565	13	57	32
13	RYAN	25	13	37	32	57
9	HOWLETT	26	37	32	9	73
32	ASHMEAD	27	32	9	73	166
37	LAMACRAFT	28	9	26	41	56
56	TURNER	29	41	56	166	41
41	WILLIAMS	30	56	41	56	26
166	LEWIS	31	166	166	26	94
94	ADORJAN	32	94	94	94	
52	PARKER	33	52	52	52	

# BMCRC - MRO Championships 2024 - Rnd 3 @ Snetterton 300

## ACU Team Green Junior Cup & Senior Ninja & BMZRC 250 MZ

### RACE 18 - SECTOR ANALYSIS



SECTOR 1 = FL to I1, SECTOR 2 = I1 to FL, DIFF = Difference To Personal Best Lap, P = Crossed Finish Line in Pit Lane, D = Time Disallowed

P1		1 S	Phil ATKINSON	Kawasaki NINJA 400 - ROSE MOT/Q Oil Treatments		
IDEAL LAP TIME : 2:17.702		BEST LAP TIME : 2:17.702		DIFFERENCE : 0.000		
LAP	SECTOR 1	SECTOR 2	LAP TIME	MPH	DIFF	TIME OF DAY
1 -		45.600	2:23.810	74.32	6.108	18:18:52.461
2 -	1:32.811	45.466	2:18.277 (2)	77.29	0.575	18:21:10.738
3 -	<b>1:32.481</b>	<b>45.221</b>	<b>2:17.702 (1)</b>	<b>77.61</b>		<b>18:23:28.440</b>
4 -	1:32.691	45.844	2:18.535 (3)	77.15	0.833	18:25:46.975

P2		45 J	Marley MACKENZIE	Kawasaki NINJA - Kirkcaldy Kawasaki, ELPM		
IDEAL LAP TIME : 2:18.045		BEST LAP TIME : 2:18.045		DIFFERENCE : 0.000		
LAP	SECTOR 1	SECTOR 2	LAP TIME	MPH	DIFF	TIME OF DAY
1 -		46.027	2:24.647	73.89	6.602	18:18:53.298
2 -	1:32.682	45.864	2:18.546 (2)	77.14	0.501	18:21:11.844
3 -	1:32.754	45.920	2:18.674 (3)	77.07	0.629	18:23:30.518
4 -	<b>1:32.423</b>	<b>45.622</b>	<b>2:18.045 (1)</b>	<b>77.42</b>		<b>18:25:48.563</b>

P3		76 J	Luca WILKINSON	Kawasaki NINJA400 - RD RACING		
IDEAL LAP TIME : 2:18.096		BEST LAP TIME : 2:18.096		DIFFERENCE : 0.000		
LAP	SECTOR 1	SECTOR 2	LAP TIME	MPH	DIFF	TIME OF DAY
1 -		46.929	2:25.817	73.29	7.721	18:18:54.468
2 -	1:33.129	46.399	2:19.528 (3)	76.60	1.432	18:21:13.996
3 -	<b>1:32.472</b>	<b>45.624</b>	<b>2:18.096 (1)</b>	<b>77.39</b>		<b>18:23:32.092</b>
4 -	1:32.707	45.864	2:18.571 (2)	77.13	0.475	18:25:50.663

P4		81 J	Ollie SIMS	Kawasaki NINJA 400 - Motorbodies Weston Ltd		
IDEAL LAP TIME : 2:18.689		BEST LAP TIME : 2:18.689		DIFFERENCE : 0.000		
LAP	SECTOR 1	SECTOR 2	LAP TIME	MPH	DIFF	TIME OF DAY
1 -		46.547	2:26.110	73.15	7.421	18:18:54.761
2 -	1:33.652	45.901	2:19.553 (3)	76.58	0.864	18:21:14.314
3 -	1:33.689	45.695	2:19.384 (2)	76.68	0.695	18:23:33.698
4 -	<b>1:33.247</b>	<b>45.442</b>	<b>2:18.689 (1)</b>	<b>77.06</b>		<b>18:25:52.387</b>

P5		0 J	Fred McMULLAN	Kawasaki Ninja - Orwell Motorcycles ipswich		
IDEAL LAP TIME : 2:18.898		BEST LAP TIME : 2:18.898		DIFFERENCE : 0.000		
LAP	SECTOR 1	SECTOR 2	LAP TIME	MPH	DIFF	TIME OF DAY
1 -		46.294	2:26.283	73.06	7.385	18:18:54.934
2 -	1:33.757	46.075	2:19.832 (3)	76.43	0.934	18:21:14.766
3 -	1:33.356	45.778	2:19.134 (2)	76.81	0.236	18:23:33.900
4 -	<b>1:33.186</b>	<b>45.712</b>	<b>2:18.898 (1)</b>	<b>76.94</b>		<b>18:25:52.798</b>

P6		27 S	Ben BROWN	Kawasaki NINJA 400 - Hunts Motorcycles		
IDEAL LAP TIME : 2:18.872		BEST LAP TIME : 2:18.872		DIFFERENCE : 0.000		
LAP	SECTOR 1	SECTOR 2	LAP TIME	MPH	DIFF	TIME OF DAY
1 -		46.197	2:25.905	73.25	7.033	18:18:54.556
2 -	1:33.961	45.826	2:19.787 (3)	76.45	0.915	18:21:14.343
3 -	1:33.845	45.800	2:19.645 (2)	76.53	0.773	18:23:33.988
4 -	<b>1:33.088</b>	<b>45.784</b>	<b>2:18.872 (1)</b>	<b>76.96</b>		<b>18:25:52.860</b>

P7		2 J	Kade WATT	Kawasaki NINJA 400 - 3D Racing		
IDEAL LAP TIME : 2:19.052		BEST LAP TIME : 2:19.373		DIFFERENCE : 0.321		
LAP	SECTOR 1	SECTOR 2	LAP TIME	MPH	DIFF	TIME OF DAY
1 -		46.832	2:27.930	72.25	8.557	18:18:56.581
2 -	1:33.831	46.388	2:20.219 (3)	76.22	0.846	18:21:16.800
3 -	<b>1:32.876</b>	46.497	<b>2:19.373 (1)</b>	<b>76.68</b>		<b>18:23:36.173</b>
4 -	1:33.786	<b>46.176</b>	2:19.962 (2)	76.36	0.589	18:25:56.135

# BMCRC - MRO Championships 2024 - Rnd 3 @ Snetterton 300

## ACU Team Green Junior Cup & Senior Ninja & BMZRC 250 MZ

### RACE 18 - SECTOR ANALYSIS



SECTOR 1 = FL to I1, SECTOR 2 = I1 to FL, DIFF = Difference To Personal Best Lap, P = Crossed Finish Line in Pit Lane, D = Time Disallowed

P8		7 J		Travis ROOKER		Kawasaki NINJA 400 - Swedish car connection	
IDEAL LAP TIME : 2:18.868		BEST LAP TIME : 2:19.280		DIFFERENCE : 0.412			
LAP	SECTOR 1	SECTOR 2	LAP TIME	MPH	DIFF	TIME OF DAY	
1 -		47.304	2:28.386	72.02	9.106	18:18:57.037	
2 -	1:33.312	<b>45.968</b>	<b>2:19.280 (1)</b>	<b>76.73</b>		<b>18:21:16.317</b>	
3 -	<b>1:32.900</b>	47.280	2:20.180 (3)	76.24	0.900	18:23:36.497	
4 -	1:33.411	46.549	2:19.960 (2)	76.36	0.680	18:25:56.457	

P9		175 J		Mason GREASLEY		Kawasaki NINJA 300 - Frame fast	
IDEAL LAP TIME : 2:21.060		BEST LAP TIME : 2:21.060		DIFFERENCE : 0.000			
LAP	SECTOR 1	SECTOR 2	LAP TIME	MPH	DIFF	TIME OF DAY	
1 -		47.374	2:29.034	71.71	7.974	18:18:57.685	
2 -	<b>1:34.528</b>	<b>46.532</b>	<b>2:21.060 (1)</b>	<b>75.76</b>		<b>18:21:18.745</b>	
3 -	1:34.639	47.202	2:21.841 (2)	75.35	0.781	18:23:40.586	
4 -	1:35.709	47.871	2:23.580 (3)	74.43	2.520	18:26:04.166	

P10		43 S		Mark SWARBRICK		Kawasaki NINJA 400 -	
IDEAL LAP TIME : 2:23.434		BEST LAP TIME : 2:23.434		DIFFERENCE : 0.000			
LAP	SECTOR 1	SECTOR 2	LAP TIME	MPH	DIFF	TIME OF DAY	
1 -		48.312	2:29.872	71.31	6.438	18:18:58.523	
2 -	<b>1:35.918</b>	<b>47.516</b>	<b>2:23.434 (1)</b>	<b>74.51</b>		<b>18:21:21.957</b>	
3 -	1:36.374	47.920	2:24.294 (2)	74.07	0.860	18:23:46.251	
4 -	1:36.991	48.230	2:25.221 (3)	73.59	1.787	18:26:11.472	

P11		17 S		Daryn BUSA		Kawasaki NINJA 400 - iActiveRC	
IDEAL LAP TIME : 2:23.622		BEST LAP TIME : 2:23.952		DIFFERENCE : 0.330			
LAP	SECTOR 1	SECTOR 2	LAP TIME	MPH	DIFF	TIME OF DAY	
1 -		47.922	2:32.985	69.86	9.033	18:19:01.636	
2 -	1:36.603	<b>47.349</b>	<b>2:23.952 (1)</b>	<b>74.24</b>		<b>18:21:25.588</b>	
3 -	1:36.826	47.526	2:24.352 (3)	74.04	0.400	18:23:49.940	
4 -	<b>1:36.273</b>	47.728	2:24.001 (2)	74.22	0.049	18:26:13.941	

P12		6 J		Kian BUSA		Kawasaki 400 NINJA - iActiveRC	
IDEAL LAP TIME : 2:26.540		BEST LAP TIME : 2:26.884		DIFFERENCE : 0.344			
LAP	SECTOR 1	SECTOR 2	LAP TIME	MPH	DIFF	TIME OF DAY	
1 -		<b>48.768</b>	2:35.020	68.94	8.136	18:19:03.671	
2 -	<b>1:37.772</b>	49.112	<b>2:26.884 (1)</b>	<b>72.76</b>		<b>18:21:30.555</b>	
3 -	1:38.315	49.504	2:27.819 (2)	72.30	0.935	18:23:58.374	
4 -	1:38.720	50.450	2:29.170 (3)	71.65	2.286	18:26:27.544	

P13		54 S		Ben SCOTT		Kawasaki NINJA 250 - GI Landscapes VampTech	
IDEAL LAP TIME : 2:29.292		BEST LAP TIME : 2:29.819		DIFFERENCE : 0.527			
LAP	SECTOR 1	SECTOR 2	LAP TIME	MPH	DIFF	TIME OF DAY	
1 -		<b>49.529</b>	2:37.114	68.02	7.295	18:19:05.765	
2 -	1:40.028	50.274	2:30.302 (3)	71.11	0.483	18:21:36.067	
3 -	<b>1:39.763</b>	50.056	<b>2:29.819 (1)</b>	<b>71.33</b>		<b>18:24:05.886</b>	
4 -	1:39.773	50.413	2:30.186 (2)	71.16	0.367	18:26:36.072	

P14		66 S		Mark SMITH		Kawasaki EX300 - IMP RACING	
IDEAL LAP TIME : 2:30.429		BEST LAP TIME : 2:30.429		DIFFERENCE : 0.000			
LAP	SECTOR 1	SECTOR 2	LAP TIME	MPH	DIFF	TIME OF DAY	
1 -		50.678	2:38.467	67.44	8.038	18:19:07.118	
2 -	<b>1:40.489</b>	<b>49.940</b>	<b>2:30.429 (1)</b>	<b>71.05</b>		<b>18:21:37.547</b>	
3 -	1:41.703	50.266	2:31.969 (2)	70.33	1.540	18:24:09.516	
4 -	1:41.748	51.198	2:32.946 (3)	69.88	2.517	18:26:42.462	

# BMCRC - MRO Championships 2024 - Rnd 3 @ Snetterton 300

## ACU Team Green Junior Cup & Senior Ninja & BMZRC 250 MZ

### RACE 18 - SECTOR ANALYSIS



SECTOR 1 = FL to I1, SECTOR 2 = I1 to FL, DIFF = Difference To Personal Best Lap, P = Crossed Finish Line in Pit Lane, D = Time Disallowed

P15 69 MZ Alexander MANN		Mz TS 250 - HS RACING				
IDEAL LAP TIME : 2:24.265		BEST LAP TIME : 2:24.469		DIFFERENCE : 0.204		
LAP	SECTOR 1	SECTOR 2	LAP TIME	MPH	DIFF	TIME OF DAY
1 -		49.207	3:07.097	57.12	42.628	18:19:35.748
2 -	1:37.554	48.832	2:26.386 (3)	73.01	1.917	18:22:02.134
3 -	<b>1:36.890</b>	47.909	2:24.799 (2)	73.81	0.330	18:24:26.933
4 -	1:37.094	<b>47.375</b>	<b>2:24.469 (1)</b>	<b>73.98</b>		<b>18:26:51.402</b>

P16 565 MZ Louis KERSHAW		MZ 250 - Team Lucky Streetsy/Walkers Campers				
IDEAL LAP TIME : 2:25.980		BEST LAP TIME : 2:26.233		DIFFERENCE : 0.253		
LAP	SECTOR 1	SECTOR 2	LAP TIME	MPH	DIFF	TIME OF DAY
1 -		49.613	3:07.417	57.02	41.184	18:19:36.068
2 -	<b>1:38.140</b>	48.351	2:26.491 (2)	72.96	0.258	18:22:02.559
3 -	1:39.183	48.283	2:27.466 (3)	72.47	1.233	18:24:30.025
4 -	1:38.393	<b>47.840</b>	<b>2:26.233 (1)</b>	<b>73.08</b>		<b>18:26:56.258</b>

P17 95 MZ Christopher ROGERS		Mz ETZ 250 - CB Racing				
IDEAL LAP TIME : 2:24.817		BEST LAP TIME : 2:24.817		DIFFERENCE : 0.000		
LAP	SECTOR 1	SECTOR 2	LAP TIME	MPH	DIFF	TIME OF DAY
1 -		48.588	3:06.425	57.33	41.608	18:19:35.076
2 -	1:38.169	48.819	2:26.988 (2)	72.71	2.171	18:22:02.064
3 -	1:41.655	49.033	2:30.688 (3)	70.92	5.871	18:24:32.752
4 -	<b>1:37.163</b>	<b>47.654</b>	<b>2:24.817 (1)</b>	<b>73.80</b>		<b>18:26:57.569</b>

P18 75 MZ Peter WOODALL		MZ ETZ 250 - Online Lubricants				
IDEAL LAP TIME : 2:25.199		BEST LAP TIME : 2:25.199		DIFFERENCE : 0.000		
LAP	SECTOR 1	SECTOR 2	LAP TIME	MPH	DIFF	TIME OF DAY
1 -		48.703	3:06.514	57.30	41.315	18:19:35.165
2 -	1:38.161	48.956	2:27.117 (2)	72.65	1.918	18:22:02.282
3 -	1:41.209	48.967	2:30.176 (3)	71.17	4.977	18:24:32.458
4 -	<b>1:37.472</b>	<b>47.727</b>	<b>2:25.199 (1)</b>	<b>73.60</b>		<b>18:26:57.657</b>

P19 85 MZ Andrew WALES		MZ ETZ 250 - Show Control International				
IDEAL LAP TIME : 2:23.453		BEST LAP TIME : 2:23.453		DIFFERENCE : 0.000		
LAP	SECTOR 1	SECTOR 2	LAP TIME	MPH	DIFF	TIME OF DAY
1 -		48.422	3:06.136	57.42	42.683	18:19:34.787
2 -	1:39.077	48.506	2:27.583 (2)	72.42	4.130	18:22:02.370
3 -	1:42.917	49.526	2:32.443 (3)	70.11	8.990	18:24:34.813
4 -	<b>1:36.737</b>	<b>46.716</b>	<b>2:23.453 (1)</b>	<b>74.50</b>		<b>18:26:58.266</b>

P20 13 MZ Gordon RYAN		MZ 250 - Prism Work Psychology				
IDEAL LAP TIME : 2:28.043		BEST LAP TIME : 2:28.227		DIFFERENCE : 0.184		
LAP	SECTOR 1	SECTOR 2	LAP TIME	MPH	DIFF	TIME OF DAY
1 -		49.643	3:07.852	56.89	39.625	18:19:36.503
2 -	1:39.829	50.559	2:30.388 (3)	71.07	2.161	18:22:06.891
3 -	1:39.435	<b>49.203</b>	2:28.638 (2)	71.90	0.411	18:24:35.529
4 -	<b>1:38.840</b>	49.387	<b>2:28.227 (1)</b>	<b>72.10</b>		<b>18:27:03.756</b>

P21 37 MZ_R Harry LAMACRAFT		MZ ETZ 250 - All Flower No Power				
IDEAL LAP TIME : 2:28.552		BEST LAP TIME : 2:29.464		DIFFERENCE : 0.912		
LAP	SECTOR 1	SECTOR 2	LAP TIME	MPH	DIFF	TIME OF DAY
1 -		49.417	3:08.562	56.68	39.098	18:19:37.213
2 -	<b>1:39.235</b>	50.563	2:29.798 (2)	71.34	0.334	18:22:07.011
3 -	1:39.832	49.632	<b>2:29.464 (1)</b>	<b>71.50</b>		<b>18:24:36.475</b>
4 -	1:40.879	<b>49.317</b>	2:30.196 (3)	71.16	0.732	18:27:06.671

# BMCRC - MRO Championships 2024 - Rnd 3 @ Snetterton 300

## ACU Team Green Junior Cup & Senior Ninja & BMZRC 250 MZ

### RACE 18 - SECTOR ANALYSIS



SECTOR 1 = FL to I1, SECTOR 2 = I1 to FL, DIFF = Difference To Personal Best Lap, P = Crossed Finish Line in Pit Lane, D = Time Disallowed

P22		9 MZ		Gary HOWLETT		MZ TS250 - HS Racing	
IDEAL LAP TIME : 2:30.255		BEST LAP TIME : 2:30.255		DIFFERENCE : 0.000			
LAP	SECTOR 1	SECTOR 2	LAP TIME	MPH	DIFF	TIME OF DAY	
1 -		49.654	3:10.953	55.97	40.698	18:19:39.604	
2 -	1:41.965	49.336	2:31.301 (2)	70.64	1.046	18:22:10.905	
3 -	<b>1:41.095</b>	<b>49.160</b>	<b>2:30.255 (1)</b>	<b>71.13</b>		<b>18:24:41.160</b>	
4 -	1:41.692	49.809	2:31.501 (3)	70.54	1.246	18:27:12.661	

P23		4 S		Nigel FRANKLIN		Kawasaki NINJA - Nigel Franklin	
IDEAL LAP TIME : 2:37.303		BEST LAP TIME : 2:38.074		DIFFERENCE : 0.771			
LAP	SECTOR 1	SECTOR 2	LAP TIME	MPH	DIFF	TIME OF DAY	
1 -		53.575	2:48.067	63.59	9.993	18:19:16.718	
2 -	1:45.817	53.974	2:39.791 (3)	66.88	1.717	18:21:56.509	
3 -	1:47.314	<b>52.105</b>	2:39.419 (2)	67.04	1.345	18:24:35.928	
4 -	<b>1:45.198</b>	52.876	<b>2:38.074 (1)</b>	<b>67.61</b>		<b>18:27:14.002</b>	

P24		32 MZ		John ASHMEAD		Mz 250 -	
IDEAL LAP TIME : 2:30.825		BEST LAP TIME : 2:31.101		DIFFERENCE : 0.276			
LAP	SECTOR 1	SECTOR 2	LAP TIME	MPH	DIFF	TIME OF DAY	
1 -		<b>48.800</b>	3:09.588	56.37	38.487	18:19:38.239	
2 -	<b>1:42.025</b>	49.076	<b>2:31.101 (1)</b>	<b>70.73</b>		<b>18:22:09.340</b>	
3 -	1:42.349	49.097	2:31.446 (2)	70.57	0.345	18:24:40.786	
4 -	1:43.822	49.528	2:33.350 (3)	69.69	2.249	18:27:14.136	

P25		57 S		Richard BUCKHAM		Kawasaki NINJA 400 -	
IDEAL LAP TIME : 2:39.091		BEST LAP TIME : 2:40.658		DIFFERENCE : 1.567			
LAP	SECTOR 1	SECTOR 2	LAP TIME	MPH	DIFF	TIME OF DAY	
1 -		53.024	2:46.622	64.14	5.964	18:19:15.273	
2 -	<b>1:46.469</b>	54.189	<b>2:40.658 (1)</b>	<b>66.52</b>		<b>18:21:55.931</b>	
3 -	1:48.166	<b>52.622</b>	2:40.788 (2)	66.47	0.130	18:24:36.719	
4 -	1:47.163	53.936	2:41.099 (3)	66.34	0.441	18:27:17.818	

P26		73 S		Jemma HANNAFORD		Kawasaki NINJA 300 -	
IDEAL LAP TIME : 2:41.613		BEST LAP TIME : 2:41.613		DIFFERENCE : 0.000			
LAP	SECTOR 1	SECTOR 2	LAP TIME	MPH	DIFF	TIME OF DAY	
1 -		54.954	2:52.056	62.11	10.443	18:19:20.707	
2 -	1:48.669	55.529	2:44.198 (2)	65.09	2.585	18:22:04.905	
3 -	1:49.913	54.759	2:44.672 (3)	64.90	3.059	18:24:49.577	
4 -	<b>1:47.591</b>	<b>54.022</b>	<b>2:41.613 (1)</b>	<b>66.13</b>		<b>18:27:31.190</b>	

P27		166 MZ		Graeme LEWIS		MZ 250 - Morris Racing Lubricants #MRL	
IDEAL LAP TIME : 2:35.862		BEST LAP TIME : 2:35.862		DIFFERENCE : 0.000			
LAP	SECTOR 1	SECTOR 2	LAP TIME	MPH	DIFF	TIME OF DAY	
1 -		51.899	3:17.464	54.12	41.602	18:19:46.115	
2 -	1:45.839	51.046	2:36.885 (3)	68.12	1.023	18:22:23.000	
3 -	1:45.029	51.391	2:36.420 (2)	68.32	0.558	18:24:59.420	
4 -	<b>1:44.985</b>	<b>50.877</b>	<b>2:35.862 (1)</b>	<b>68.57</b>		<b>18:27:35.282</b>	

P28		56 MZ		Russell TURNER		MZ 250 - TT Racing	
IDEAL LAP TIME : 2:35.693		BEST LAP TIME : 2:35.901		DIFFERENCE : 0.208			
LAP	SECTOR 1	SECTOR 2	LAP TIME	MPH	DIFF	TIME OF DAY	
1 -		52.217	3:17.095	54.22	41.194	18:19:45.746	
2 -	<b>1:43.519</b>	52.921	2:36.440 (2)	68.32	0.539	18:22:22.186	
3 -	1:45.281	52.900	2:38.181 (3)	67.56	2.280	18:25:00.367	
4 -	1:43.727	<b>52.174</b>	<b>2:35.901 (1)</b>	<b>68.55</b>		<b>18:27:36.268</b>	

# BMCRC - MRO Championships 2024 - Rnd 3 @ Snetterton 300

## ACU Team Green Junior Cup & Senior Ninja & BMZRC 250 MZ

### RACE 18 - SECTOR ANALYSIS



SECTOR 1 = FL to I1, SECTOR 2 = I1 to FL, DIFF = Difference To Personal Best Lap, P = Crossed Finish Line in Pit Lane, D = Time Disallowed

P29 41 MZ Gary WILLIAMS		MZ ETZ 250 -				
IDEAL LAP TIME : 2:36.209		BEST LAP TIME : 2:36.341		DIFFERENCE : 0.132		
LAP	SECTOR 1	SECTOR 2	LAP TIME	MPH	DIFF	TIME OF DAY
1 -		52.140	3:16.889	54.28	40.548	18:19:45.540
2 -	<b>1:44.994</b>	51.936	2:36.930 (2)	68.10	0.589	18:22:22.470
3 -	1:45.126	<b>51.215</b>	<b>2:36.341 (1)</b>	<b>68.36</b>		<b>18:24:58.811</b>
4 -	1:45.508	52.042	2:37.550 (3)	67.83	1.209	18:27:36.361

P30 26 J Brooke CHAMPION		Kawasaki 300 NINJA -				
IDEAL LAP TIME : 2:52.749		BEST LAP TIME : 2:53.304		DIFFERENCE : 0.555		
LAP	SECTOR 1	SECTOR 2	LAP TIME	MPH	DIFF	TIME OF DAY
1 -		<b>56.758</b>	2:57.396	60.24	4.092	18:19:26.047
2 -	<b>1:55.991</b>	58.469	2:54.460 (2)	61.26	1.156	18:22:20.507
3 -	1:57.031	58.499	2:55.530 (3)	60.89	2.226	18:25:16.037
4 -	1:56.151	57.153	<b>2:53.304 (1)</b>	<b>61.67</b>		<b>18:28:09.341</b>

P31 94 MZ_R Gary ADORJAN		MZ 250 - Illuminate Design				
IDEAL LAP TIME : 2:47.689		BEST LAP TIME : 2:47.689		DIFFERENCE : 0.000		
LAP	SECTOR 1	SECTOR 2	LAP TIME	MPH	DIFF	TIME OF DAY
1 -		55.710	3:27.543	51.49	39.854	18:19:56.194
2 -	1:53.116	56.948	2:50.064 (2)	62.84	2.375	18:22:46.258
3 -	1:54.682	56.040	2:50.722 (3)	62.60	3.033	18:25:36.980
4 -	<b>1:52.351</b>	<b>55.338</b>	<b>2:47.689 (1)</b>	<b>63.73</b>		<b>18:28:24.669</b>

P32 52 MZ Tony PARKER		MZ 250 - Cancer research uk				
IDEAL LAP TIME : 2:52.555		BEST LAP TIME : 2:52.555		DIFFERENCE : 0.000		
LAP	SECTOR 1	SECTOR 2	LAP TIME	MPH	DIFF	TIME OF DAY
1 -		58.271	3:31.894	50.44	39.339	18:20:00.545
2 -	1:57.732	58.947	2:56.679 (2)	60.49	4.124	18:22:57.224
3 -	<b>1:54.907</b>	<b>57.648</b>	<b>2:52.555 (1)</b>	<b>61.94</b>		<b>18:25:49.779</b>

P33 134 J Toby SKAYMAN		Kawasaki EX300 - D & A Home Solutions				
IDEAL LAP TIME : 2:18.703		BEST LAP TIME : 2:19.079		DIFFERENCE : 0.376		
LAP	SECTOR 1	SECTOR 2	LAP TIME	MPH	DIFF	TIME OF DAY
1 -		46.469	2:26.571	72.92	7.492	18:18:55.222
2 -	1:33.663	45.974	2:19.637 (2)	76.54	0.558	18:21:14.859
3 -	1:33.487	<b>45.592</b>	<b>2:19.079 (1)</b>	<b>76.84</b>		<b>18:23:33.938</b>

# BMCRC - MRO Championships 2024 - Rnd 3 @ Snetterton 300

## ACU Team Green Junior Cup & Senior Ninja & BMZRC 250 MZ

### RACE 18 - BEST SECTORS

SECTOR 1				SECTOR 2				IDEAL / BEST COMPARISON				
POS	NO	NAME	TIME	NO	NAME	TIME	POS	NO	NAME	IDEAL	BEST	DIFF
									<b>PERFECT LAP</b>	<b>2:17.644</b>		
1	45	MACKENZIE	1:32.423	1	ATKINSON	45.221	1	1	ATKINSON	2:17.702	2:17.702	0.000
2	76	WILKINSON	1:32.472	81	SIMS	45.442	2	45	MACKENZIE	2:18.045	2:18.045	0.000
3	1	ATKINSON	1:32.481	134	SKAYMAN	45.592	3	76	WILKINSON	2:18.096	2:18.096	0.000
4	2	WATT	1:32.876	45	MACKENZIE	45.622	4	81	SIMS	2:18.689	2:18.689	0.000
5	7	ROOKER	1:32.900	76	WILKINSON	45.624	5	134	SKAYMAN	2:18.703	2:19.079	0.376
6	27	BROWN	1:33.088	0	McMULLAN	45.712	6	7	ROOKER	2:18.868	2:19.280	0.412
7	134	SKAYMAN	1:33.111	27	BROWN	45.784	7	27	BROWN	2:18.872	2:18.872	0.000
8	0	McMULLAN	1:33.186	7	ROOKER	45.968	8	0	McMULLAN	2:18.898	2:18.898	0.000
9	81	SIMS	1:33.247	2	WATT	46.176	9	2	WATT	2:19.052	2:19.373	0.321
10	175	GREASLEY	1:34.528	175	GREASLEY	46.532	10	175	GREASLEY	2:21.060	2:21.060	0.000
11	43	SWARBRICK	1:35.918	85	WALES	46.716	11	43	SWARBRICK	2:23.434	2:23.434	0.000
12	17	BUSA	1:36.273	17	BUSA	47.349	12	85	WALES	2:23.453	2:23.453	0.000
13	85	WALES	1:36.737	69	MANN	47.375	13	17	BUSA	2:23.622	2:23.952	0.330
14	69	MANN	1:36.890	43	SWARBRICK	47.516	14	69	MANN	2:24.265	2:24.469	0.204
15	95	ROGERS	1:37.163	95	ROGERS	47.654	15	95	ROGERS	2:24.817	2:24.817	0.000
16	75	WOODALL	1:37.472	75	WOODALL	47.727	16	75	WOODALL	2:25.199	2:25.199	0.000
17	6	BUSA	1:37.772	565	KERSHAW	47.840	17	565	KERSHAW	2:25.980	2:26.233	0.253
18	565	KERSHAW	1:38.140	6	BUSA	48.768	18	6	BUSA	2:26.540	2:26.884	0.344
19	13	RYAN	1:38.840	32	ASHMEAD	48.800	19	13	RYAN	2:28.043	2:28.227	0.184
20	37	LAMACRAFT	1:39.235	9	HOWLETT	49.160	20	37	LAMACRAFT	2:28.552	2:29.464	0.912
21	54	SCOTT	1:39.763	13	RYAN	49.203	21	54	SCOTT	2:29.292	2:29.819	0.527
22	66	SMITH	1:40.489	37	LAMACRAFT	49.317	22	9	HOWLETT	2:30.255	2:30.255	0.000
23	9	HOWLETT	1:41.095	54	SCOTT	49.529	23	66	SMITH	2:30.429	2:30.429	0.000
24	32	ASHMEAD	1:42.025	66	SMITH	49.940	24	32	ASHMEAD	2:30.825	2:31.101	0.276
25	56	TURNER	1:43.519	166	LEWIS	50.877	25	56	TURNER	2:35.693	2:35.901	0.208
26	166	LEWIS	1:44.985	41	WILLIAMS	51.215	26	166	LEWIS	2:35.862	2:35.862	0.000
27	41	WILLIAMS	1:44.994	4	FRANKLIN	52.105	27	41	WILLIAMS	2:36.209	2:36.341	0.132
28	4	FRANKLIN	1:45.198	56	TURNER	52.174	28	4	FRANKLIN	2:37.303	2:38.074	0.771
29	57	BUCKHAM	1:46.469	57	BUCKHAM	52.622	29	57	BUCKHAM	2:39.091	2:40.658	1.567
30	73	HANNAFORD	1:47.591	73	HANNAFORD	54.022	30	73	HANNAFORD	2:41.613	2:41.613	0.000
31	94	ADORJAN	1:52.351	94	ADORJAN	55.338	31	94	ADORJAN	2:47.689	2:47.689	0.000
32	52	PARKER	1:54.907	26	CHAMPION	56.758	32	52	PARKER	2:52.555	2:52.555	0.000
33	26	CHAMPION	1:55.991	52	PARKER	57.648	33	26	CHAMPION	2:52.749	2:53.304	0.555



**BMCRC - MRO Championships 2024 - Rnd 3 @ Snetterton 300**  
**ACU Team Green Junior Cup & Senior Ninja & BMZRC 250 MZ**  
**RACE 18 - STATISTICS**

**Competitors Started** 33  
**Planned Start** 2024-05-04 @ 17:50:00.000  
**Actual Start** 2024-05-04 @ 18:16:28.651  
**Finish Time** 2024-05-04 @ 18:25:46.974  
**Track Length** 2.9689mi.  
**Total Laps** 130  
**Total Distance Covered** 385.9585mi.

**Session Fastest Lap History**

NO	CL	NAME	LAP TIME	TIME OF DAY	LAP	VEHICLE
1	S	Phil ATKINSON	<b>2:18.277</b>	18:21:10.742	2	Kawasaki NINJA 400
1	S	Phil ATKINSON	<b>2:17.702</b>	18:23:28.444	3	Kawasaki NINJA 400

**Session Leader History**

NO	CL	NAME	FROM LAP	LAPS LED	DISTANCE	VEHICLE
1	S	Phil ATKINSON	1	4	11.87 miles	Kawasaki NINJA 400

**Flag History**

TYPE	TIME OF DAY
GREEN	18:16:28.651
FINISH	18:25:46.974

**Flag Statistics**

TYPE	COUNT	TOTAL LAPS	TOTAL TIME
Green	1	4	12:03.985
Red	0	0	0.000
Safety Car	0	0	0.000
FCY	0	0	0.000

# BMCRC - MRO Championships 2024 - Rnd 3 @ Snetterton 300

## ACU Team Green Junior Cup & Senior Ninja & BMZRC 250 MZ

### RACE 18 - STATISTICS

CLASS : J

10 Starters

#### Fastest Lap History

NO	NAME	LAP TIME	TIME OF DAY	LAP	VEHICLE
45	Marley MACKENZIE	2:18.546	18:21:11.849	2	Kawasaki NINJA
76	Luca WILKINSON	2:18.096	18:23:32.104	3	Kawasaki NINJA400
45	Marley MACKENZIE	2:18.045	18:25:48.568	4	Kawasaki NINJA

#### Leader History

NO	NAME	FROM LAP	LAPS LED	DISTANCE	VEHICLE
45	Marley MACKENZIE	1	4	11.87 miles	Kawasaki NINJA

# BMCRC - MRO Championships 2024 - Rnd 3 @ Snetterton 300

## ACU Team Green Junior Cup & Senior Ninja & BMZRC 250 MZ

### RACE 18 - STATISTICS

**CLASS : S**

9 Starters

#### Fastest Lap History

NO	NAME	LAP TIME	TIME OF DAY	LAP	VEHICLE
1	Phil ATKINSON	<b>2:18.277</b>	18:21:10.742	2	Kawasaki NINJA 400
1	Phil ATKINSON	<b>2:17.702</b>	18:23:28.444	3	Kawasaki NINJA 400

#### Leader History

NO	NAME	FROM LAP	LAPS LED	DISTANCE	VEHICLE
1	Phil ATKINSON	1	4	11.87 miles	Kawasaki NINJA 400

# BMCRC - MRO Championships 2024 - Rnd 3 @ Snetterton 300

## ACU Team Green Junior Cup & Senior Ninja & BMZRC 250 MZ

### RACE 18 - STATISTICS

CLASS : MZ

12 Starters

#### Fastest Lap History

NO	NAME	LAP TIME	TIME OF DAY	LAP	VEHICLE
95	Christopher ROGERS	2:26.988	18:22:02.090	2	Mz ETZ 250
69	Alexander MANN	2:26.386	18:22:02.134	2	Mz TS 250
69	Alexander MANN	2:24.799	18:24:26.961	3	Mz TS 250
69	Alexander MANN	2:24.469	18:26:51.430	4	Mz TS 250
85	Andrew WALES	2:23.453	18:26:58.291	4	MZ ETZ 250

#### Leader History

NO	NAME	FROM LAP	LAPS LED	DISTANCE	VEHICLE
85	Andrew WALES	1	1	2.96 miles	MZ ETZ 250
95	Christopher ROGERS	2	1	2.96 miles	Mz ETZ 250
69	Alexander MANN	3	2	5.93 miles	Mz TS 250

**BMCRC - MRO Championships 2024 - Rnd 3 @ Snetterton 300**  
**ACU Team Green Junior Cup & Senior Ninja & BMZRC 250 MZ**  
**RACE 18 - STATISTICS**

**CLASS : MZ\_R**

2 Starters

**Fastest Lap History**

NO	NAME	LAP TIME	TIME OF DAY	LAP	VEHICLE
37	Harry LAMACRAFT	<b>2:29.798</b>	18:22:07.036	2	MZ ETZ 250
37	Harry LAMACRAFT	<b>2:29.464</b>	18:24:36.499	3	MZ ETZ 250

**Leader History**

NO	NAME	FROM LAP	LAPS LED	DISTANCE	VEHICLE
37	Harry LAMACRAFT	1	4	11.87 miles	MZ ETZ 250



# BMCRC - MRO Championships 2024 - Rnd 3 @ Snetterton 300

## ACU Team Green Junior Cup & Senior Ninja & BMZRC 250 MZ

### RACE 7 - GRID (6 Laps)

ROW 12	1	1	34	52	Tony PARKER	2:52.555						
ROW 11	33	94	Gary ADORJAN	2:47.689	32	56	Russell TURNER	2:35.901	31	166	Graeme LEWIS	2:35.862
ROW 10	30	32	John ASHMEAD	2:31.101	29	9	Gary HOWLETT	2:30.255	28	37	Harry LAMACRAFT	2:29.464
ROW 9	27	13	Gordon RYAN	2:28.227	26	565	Louis KERSHAW	2:26.233	25	75	Peter WOODALL	2:25.199
ROW 8	24	95	Christopher ROGERS	2:24.817	23	69	Alexander MANN	2:24.469	22	85	Andrew WALES	2:23.453
ROW 7	21				20				19			
ROW 6	18	26	Brooke CHAMPION	2:53.304	17	73	Jemma HANNAFORD	2:41.613	16	4	Nigel FRANKLIN	2:38.074
ROW 5	15	66	Mark SMITH	2:30.429	14	54	Ben SCOTT	2:29.819	13	6	Kian BUSA	2:26.884
ROW 4	12	17	Daryn BUSA	2:23.952	11	43	Mark SWARBRICK	2:23.434	10	175	Mason GREASLEY	2:21.060
ROW 3	9	2	Kade WATT	2:19.373	8	7	Travis ROOKER	2:19.280	7	134	Toby SKAYMAN	2:19.079
ROW 2	6	0	Fred McMULLAN	2:18.898	5	27	Ben BROWN	2:18.872	4	81	Ollie SIMS	2:18.689
ROW 1	3	76	Luca WILKINSON	2:18.096	2	45	Marley MACKENZIE	2:18.045	1	1	Phil ATKINSON	2:17.702
												<b>Pole</b>

These results are provisional until the conclusion of any judicial and technical matters.

Snetterton 300: 2.9689 miles

Clerk Of Course:

Stewards:

Timekeeper:

*Craig Smith*





# BMCRC - MRO Championships 2024 - Rnd 3 @ Snetterton 300

## ACU Team Green Junior Cup & Senior Ninja & BMZRC 250 MZ

### RACE 7 - CLASSIFICATION

Race Distance: 5 Laps / 14.84 miles

POS	NO	CL	PIC	NAME	ENTRY	LAPS	TIME	GAP	DIFF	MPH	BEST	ON	GRD	↑↓
1	1	S	1	Phil ATKINSON	Kawasaki NINJA 400 - ROSE MOT/Q Oil Treatments	5	11:32.893			77.12	2:16.513	4	1	0
2	45	J	1	Marley MACKENZIE	Kawasaki NINJA - Kirkcaldy Kawasaki, ELPM	5	11:34.834	1.941	1.941	76.91	2:17.421	4	2	0
3	76	J	2	Luca WILKINSON	Kawasaki NINJA400 - RD RACING	5	11:39.757	6.864	4.923	76.36	2:17.665	4	3	0
4	81	J	3	Ollie SIMS	Kawasaki NINJA 400 - Motorbodies Weston ltd	5	11:39.863	6.970	0.106	76.35	2:18.542	2	4	0
5	2	J	4	Kade WATT	Kawasaki NINJA 400 - 3D Racing	5	11:39.946	7.053	0.083	76.34	2:18.209	2	9	4
6	27	S	2	Ben BROWN	Kawasaki NINJA 400 - Hunts Motorcycles	5	11:40.661	7.768	0.715	76.27	2:18.732	3	5	-1
7	0	J	5	Fred McMULLAN	Kawasaki Ninja - Orwell Motorcycles ipswich	5	11:40.807	7.914	0.146	76.25	2:18.496	2	6	-1
8	7	J	6	Travis ROOKER	Kawasaki NINJA 400 - Swedish car connection	5	11:40.976	8.083	0.169	76.23	2:17.512	4	8	0
9	175	J	7	Mason GREASLEY	Kawasaki NINJA 300 - Frame fast	5	11:49.953	17.060	8.977	75.27	2:20.020	2	10	1
10	134	J	8	Toby SKAYMAN	Kawasaki EX300 - D & A Home Solutions	5	11:50.034	17.141	0.081	75.26	2:20.272	5	7	-3
11	43	S	3	Mark SWARBRICK	Kawasaki NINJA 400 -	5	12:02.576	29.683	12.542	73.95	2:22.815	4	11	0
12	17	S	4	Daryn BUSA	Kawasaki NINJA 400 - iActiveRC	5	12:02.668	29.775	0.092	73.94	2:22.289	2	12	0
13	6	J	9	Kian BUSA	Kawasaki 400 NINJA - iActiveRC	5	12:18.036	45.143	15.368	72.40	2:26.104	2	13	0
14	54	S	5	Ben SCOTT	Kawasaki NINJA 250 - GI Landscapes VampTech	5	12:25.885	52.992	7.849	71.64	2:27.056	4	14	0
15	66	S	6	Mark SMITH	Kawasaki EX300 - IMP RACING	5	12:34.304	1:01.411	8.419	70.84	2:29.243	2	15	0
16	85	MZ	1	Andrew WALES	MZ ETZ 250 - Show Control International	5	12:40.580	1:07.687	6.276	70.26	2:23.075	5	19	3
17	69	MZ	2	Alexander MANN	Mz TS 250 - HS RACING	5	12:40.723	1:07.830	0.143	70.24	2:24.236	5	20	3
18	95	MZ	3	Christopher ROGERS	Mz ETZ 250 - CB Racing	5	12:41.097	1:08.204	0.374	70.21	2:23.373	4	21	3
19	75	MZ	4	Peter WOODALL	MZ ETZ 250 - Online Lubricants	5	12:42.394	1:09.501	1.297	70.09	2:24.050	4	22	3
20	13	MZ	5	Gordon RYAN	MZ 250 - Prism Work Psychology	5	12:54.516	1:21.623	12.122	68.99	2:25.854	2	24	4
21	4	S	7	Nigel FRANKLIN	Kawasaki NINJA - Nigel Franklin	5	13:05.494	1:32.601	10.978	68.03	2:34.672	4	16	-5
22	37	MZ_R	1	Harry LAMACRAFT	MZ ETZ 250 - All Flower No Power	5	13:11.126	1:38.233	5.632	67.54	2:30.474	5	25	3
23	9	MZ	6	Gary HOWLETT	MZ TS250 - HS Racing	5	13:12.229	1:39.336	1.103	67.45	2:31.058	3	26	3
24	73	S	8	Jemma HANNAFORD	Kawasaki NINJA 300 -	5	13:28.684	1:55.791	16.455	66.08	2:37.392	4	17	-7
25	56	MZ	7	Russell TURNER	MZ 250 - TT Racing	5	13:37.229	2:04.336	8.545	65.39	2:34.674	2	29	4
26	166	MZ	8	Graeme LEWIS	MZ 250 - Morris Racing Lubricants #MRL	5	13:44.672	2:11.779	7.443	64.80	2:37.047	2	28	2
27	94	MZ_R	2	Gary ADORJAN	MZ 250 - Illuminate Design	5	14:11.784	2:38.891	27.112	62.73	2:40.569	3	30	3
28	52	MZ	9	Tony PARKER	MZ 250 - Cancer research uk	4	11:57.866	1 Lap	1 Lap	59.55	2:45.099	2	31	3

#### NOT CLASSIFIED

DNF	32	MZ		John ASHMEAD	Mz 250 -	4	10:49.091	1 Lap		65.86	2:31.567	2	27	
DNF	26	J		Brooke CHAMPION	Kawasaki 300 NINJA -	3	8:07.036	2 Laps	1 Lap	65.83	2:38.843	3	18	
DNF	565	MZ		Louis KERSHAW	MZ 250 - Team Lucky Streetsy/Walkers Campers	0								23

#### FASTEST LAP

1	S	Phil ATKINSON	Kawasaki NINJA 400 - ROSE MOT/Q Oil Treatments	4	2:16.513	78.29 mph	126.00 kph
45	J	Marley MACKENZIE	Kawasaki NINJA - Kirkcaldy Kawasaki, ELPM	4	2:17.421	77.77 mph	125.16 kph
85	MZ	Andrew WALES	MZ ETZ 250 - Show Control International	5	2:23.075	74.70 mph	120.22 kph
37	MZ_R	Harry LAMACRAFT	MZ ETZ 250 - All Flower No Power	5	2:30.474	71.02 mph	114.31 kph

#### Comments:

Class S - 92.5% of Race Speed = 71.33 mph  
 Class J - 92.5% of Race Speed = 71.14 mph  
 Class MZ - 92.5% of Race Speed = 64.99 mph  
 Class MZ\_R - 92.5% of Race Speed = 62.47 mph

Weather / Track : Cloudy / Dry

These results are provisional until the conclusion of any judicial and technical matters.

Date: 05/05/2024 Start: 12:09 Finish: 12:20

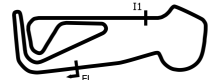
Snetterton 300: 2.9689 miles

Clerk Of Course:

Stewards:

Timekeeper:

*Craig Smith*



# BMCRC - MRO Championships 2024 - Rnd 3 @ Snetterton 300

## ACU Team Green Junior Cup & Senior Ninja & BMZRC 250 MZ

### RACE 7 - LAP CHART

LAP 1 @ 12:11:39.125			LAP 2 @ 12:13:56.815			LAP 3 @ 12:16:15.171			LAP 4 @ 12:18:31.736			LAP 5 @ 12:20:48.703		
NO	BEHIND	LAP TIME	NO	BEHIND	LAP TIME	NO	BEHIND	LAP TIME	NO	BEHIND	LAP TIME	NO	BEHIND	LAP TIME
1		2:23.315	1		2:17.690	45		2:18.337	1		2:16.513	1		2:16.967
45	0.022	2:23.337	45	0.019	2:17.687	1	0.052	2:18.408	45	0.856	2:17.421	45	1.941	2:18.052
76	1.167	2:24.482	76	1.805	2:18.328	81	2.840	2:18.619	2	5.295	2:18.964	76	6.864	2:17.965
2	1.637	2:24.952	2	2.156	2:18.209	2	2.896	2:19.096	81	5.376	2:19.101	81	6.970	2:18.561
81	1.725	2:25.040	81	2.577	2:18.542	0	3.192	2:18.562	76	5.866	2:17.665	2	7.053	2:18.725
27	1.778	2:25.093	27	2.883	2:18.795	27	3.259	2:18.732	27	5.935	2:19.241	27	7.768	2:18.800
0	2.180	2:25.495	0	2.986	2:18.496	76	4.766	2:21.317	0	5.998	2:19.371	0	7.914	2:18.883
7	3.452	2:26.767	7	4.815	2:19.053	7	5.381	2:18.922	7	6.328	2:17.512	7	8.083	2:18.722
134	3.743	2:27.058	175	6.748	2:20.020	175	9.342	2:20.950	175	13.751	2:20.974	175	17.060	2:20.276
175	4.418	2:27.733	134	7.002	2:20.949	134	9.427	2:20.781	134	13.836	2:20.974	134	17.141	2:20.272
43	4.980	2:28.295	17	10.346	2:22.289	17	16.825	2:24.835	17	23.098	2:22.838	52	1 Lap	3:01.070
17	5.747	2:29.062	43	11.235	2:23.945	43	16.912	2:24.033	43	23.162	2:22.815	43	29.683	2:23.488
6	8.131	2:31.446	6	16.545	2:26.104	6	25.648	2:27.459	6	35.845	2:26.762	17	29.775	2:23.644
54	11.251	2:34.566	54	21.517	2:27.956	54	30.959	2:27.798	54	41.450	2:27.056	6	45.143	2:26.265
66	12.845	2:36.160	66	24.398	2:29.243	66	35.732	2:29.690	66	48.661	2:29.494	54	52.992	2:28.509
4	19.591	2:42.906	4	38.301	2:36.400	69	52.705	2:25.999	69	1:00.561	2:24.421	66	1:01.411	2:29.717
73	23.545	2:46.860	73	44.205	2:38.350	85	54.434	2:27.640	95	1:01.420	2:23.373	85	1:07.687	2:23.075
26	25.293	2:48.608	69	45.062	2:25.253	95	54.612	2:27.592	85	1:01.579	2:23.710	69	1:07.830	2:24.236
85	37.412	3:00.727	85	45.150	2:25.428	75	54.897	2:26.463	75	1:02.382	2:24.050	95	1:08.204	2:23.751
69	37.499	3:00.814	95	45.376	2:25.544	4	56.394	2:36.449	13	1:10.917	2:28.230	75	1:09.501	2:24.086
95	37.522	3:00.837	75	46.790	2:24.877	13	59.252	2:29.540	4	1:14.501	2:34.672	13	1:21.623	2:27.673
75	39.603	3:02.918	26	47.188	2:39.585	73	1:03.569	2:37.720	73	1:24.396	2:37.392	4	1:32.601	2:35.067
13	39.904	3:03.219	13	48.068	2:25.854	26	1:07.675	2:38.843	9	1:24.644	2:31.990	37	1:38.233	2:30.474
9	42.869	3:06.184	37	56.123	2:30.728	37	1:08.575	2:30.808	37	1:24.726	2:32.716	9	1:39.336	2:31.659
37	43.085	3:06.400	9	56.517	2:31.338	9	1:09.219	2:31.058	32	1:33.165	2:34.908	73	1:55.791	2:48.362
32	44.539	3:07.854	32	58.416	2:31.567	32	1:14.822	2:34.762	56	1:45.153	2:37.855	56	2:04.336	2:36.150
56	46.789	3:10.104	56	1:03.773	2:34.674	56	1:23.863	2:38.446	166	1:49.057	2:38.271	166	2:11.779	2:39.689
166	49.022	3:12.337	166	1:08.379	2:37.047	166	1:27.351	2:37.328	94	2:13.627	2:41.389	94	2:38.891	2:42.231
52	59.131	3:22.446	52	1:26.540	2:45.099	94	1:48.803	2:40.569						
94	1:00.685	3:24.000	94	1:26.590	2:43.595	52	1:57.435	2:49.251						



# BMCRC - MRO Championships 2024 - Rnd 3 @ Snetterton 300

## ACU Team Green Junior Cup & Senior Ninja & BMZRC 250 MZ

### RACE 7 - POSITION CHART

No	Name	Lap Pos	Lap				
			1	2	3	4	5
1	ATKINSON	1	1	1	45	1	1
45	MACKENZIE	2	45	45	1	45	45
76	WILKINSON	3	76	76	81	2	76
81	SIMS	4	2	2	2	81	81
27	BROWN	5	81	81	0	76	2
0	McMULLAN	6	27	27	27	27	27
134	SKAYMAN	7	0	0	76	0	0
7	ROOKER	8	7	7	7	7	7
2	WATT	9	134	175	175	175	175
175	GREASLEY	10	175	134	134	134	134
43	SWARBRICK	11	43	17	17	17	43
17	BUSA	12	17	43	43	43	17
6	BUSA	13	6	6	6	6	6
54	SCOTT	14	54	54	54	54	54
66	SMITH	15	66	66	66	66	66
4	FRANKLIN	16	4	4	69	69	85
73	HANNAFORD	17	73	73	85	95	69
26	CHAMPION	18	26	69	95	85	95
85	WALES	19	85	85	75	75	75
69	MANN	20	69	95	4	13	13
95	ROGERS	21	95	75	13	4	4
75	WOODALL	22	75	26	73	73	37
565	KERSHAW	23	13	13	26	9	9
13	RYAN	24	9	37	37	37	73
37	LAMACRAFT	25	37	9	9	32	56
9	HOWLETT	26	32	32	32	56	166
32	ASHMEAD	27	56	56	56	166	94
166	LEWIS	28	166	166	166	94	
56	TURNER	29	52	52	94	52	
94	ADORJAN	30	94	94	52		
52	PARKER	31					

# BMCRC - MRO Championships 2024 - Rnd 3 @ Snetterton 300

## ACU Team Green Junior Cup & Senior Ninja & BMZRC 250 MZ

### RACE 7 - SECTOR ANALYSIS



SECTOR 1 = FL to I1, SECTOR 2 = I1 to FL, DIFF = Difference To Personal Best Lap, P = Crossed Finish Line in Pit Lane, D = Time Disallowed

P1		1 S		Phil ATKINSON		Kawasaki NINJA 400 - ROSE MOT/Q Oil Treatments	
IDEAL LAP TIME : 2:16.513		BEST LAP TIME : 2:16.513		DIFFERENCE : 0.000			
LAP	SECTOR 1	SECTOR 2	LAP TIME	MPH	DIFF	TIME OF DAY	
1 -		45.385	2:23.315	74.57	6.802	12:11:39.125	
2 -	1:31.919	45.771	2:17.690 (3)	77.62	1.177	12:13:56.815	
3 -	1:32.746	45.662	2:18.408	77.22	1.895	12:16:15.223	
4 -	<b>1:31.615</b>	<b>44.898</b>	<b>2:16.513 (1)</b>	<b>78.29</b>		<b>12:18:31.736</b>	
5 -	1:31.839	45.128	2:16.967 (2)	78.03	0.454	12:20:48.703	

P2		45 J		Marley MACKENZIE		Kawasaki NINJA - Kirkcaldy Kawasaki, ELPM	
IDEAL LAP TIME : 2:17.092		BEST LAP TIME : 2:17.421		DIFFERENCE : 0.329			
LAP	SECTOR 1	SECTOR 2	LAP TIME	MPH	DIFF	TIME OF DAY	
1 -		45.490	2:23.337	74.56	5.916	12:11:39.147	
2 -	<b>1:31.809</b>	45.878	2:17.687 (2)	77.62	0.266	12:13:56.834	
3 -	1:32.604	45.733	2:18.337	77.26	0.916	12:16:15.171	
4 -	1:32.138	<b>45.283</b>	<b>2:17.421 (1)</b>	<b>77.77</b>		<b>12:18:32.592</b>	
5 -	1:32.165	45.887	2:18.052 (3)	77.42	0.631	12:20:50.644	

P3		76 J		Luca WILKINSON		Kawasaki NINJA400 - RD RACING	
IDEAL LAP TIME : 2:17.349		BEST LAP TIME : 2:17.665		DIFFERENCE : 0.316			
LAP	SECTOR 1	SECTOR 2	LAP TIME	MPH	DIFF	TIME OF DAY	
1 -		46.124	2:24.482	73.97	6.817	12:11:40.292	
2 -	1:32.620	45.708	2:18.328 (3)	77.26	0.663	12:13:58.620	
3 -	1:35.223	46.094	2:21.317	75.63	3.652	12:16:19.937	
4 -	<b>1:32.021</b>	45.644	<b>2:17.665 (1)</b>	<b>77.63</b>		<b>12:18:37.602</b>	
5 -	1:32.637	<b>45.328</b>	2:17.965 (2)	77.46	0.300	12:20:55.567	

P4		81 J		Ollie SIMS		Kawasaki NINJA 400 - Motorbodies Weston Ltd	
IDEAL LAP TIME : 2:18.157		BEST LAP TIME : 2:18.542		DIFFERENCE : 0.385			
LAP	SECTOR 1	SECTOR 2	LAP TIME	MPH	DIFF	TIME OF DAY	
1 -		46.393	2:25.040	73.69	6.498	12:11:40.850	
2 -	<b>1:32.361</b>	46.181	<b>2:18.542 (1)</b>	<b>77.14</b>		<b>12:13:59.392</b>	
3 -	1:32.703	45.916	2:18.619 (3)	77.10	0.077	12:16:18.011	
4 -	1:33.245	45.856	2:19.101	76.83	0.559	12:18:37.112	
5 -	1:32.765	<b>45.796</b>	2:18.561 (2)	77.13	0.019	12:20:55.673	

P5		2 J		Kade WATT		Kawasaki NINJA 400 - 3D Racing	
IDEAL LAP TIME : 2:18.008		BEST LAP TIME : 2:18.209		DIFFERENCE : 0.201			
LAP	SECTOR 1	SECTOR 2	LAP TIME	MPH	DIFF	TIME OF DAY	
1 -		46.322	2:24.952	73.73	6.743	12:11:40.762	
2 -	<b>1:32.186</b>	46.023	<b>2:18.209 (1)</b>	<b>77.33</b>		<b>12:13:58.971</b>	
3 -	1:33.099	45.997	2:19.096	76.83	0.887	12:16:18.067	
4 -	1:33.142	<b>45.822</b>	2:18.964 (3)	76.91	0.755	12:18:37.031	
5 -	1:32.873	45.852	2:18.725 (2)	77.04	0.516	12:20:55.756	

P6		27 S		Ben BROWN		Kawasaki NINJA 400 - Hunts Motorcycles	
IDEAL LAP TIME : 2:18.474		BEST LAP TIME : 2:18.732		DIFFERENCE : 0.258			
LAP	SECTOR 1	SECTOR 2	LAP TIME	MPH	DIFF	TIME OF DAY	
1 -		46.082	2:25.093	73.66	6.361	12:11:40.903	
2 -	<b>1:32.631</b>	46.164	2:18.795 (2)	77.00	0.063	12:13:59.698	
3 -	1:32.663	46.069	<b>2:18.732 (1)</b>	<b>77.04</b>		<b>12:16:18.430</b>	
4 -	1:32.782	46.459	2:19.241	76.75	0.509	12:18:37.671	
5 -	1:32.957	<b>45.843</b>	2:18.800 (3)	77.00	0.068	12:20:56.471	

# BMCRC - MRO Championships 2024 - Rnd 3 @ Snetterton 300

## ACU Team Green Junior Cup & Senior Ninja & BMZRC 250 MZ

### RACE 7 - SECTOR ANALYSIS



SECTOR 1 = FL to I1, SECTOR 2 = I1 to FL, DIFF = Difference To Personal Best Lap, P = Crossed Finish Line in Pit Lane, D = Time Disallowed

P7		0 J	Fred McMULLAN		Kawasaki Ninja - Orwell Motorcycles ipswich		
IDEAL LAP TIME : 2:18.141		BEST LAP TIME : 2:18.496		DIFFERENCE : 0.355			
LAP	SECTOR 1	SECTOR 2	LAP TIME	MPH	DIFF	TIME OF DAY	
1 -		<b>45.918</b>	2:25.495	73.45	6.999	12:11:41.305	
2 -	<b>1:32.223</b>	46.273	<b>2:18.496 (1)</b>	<b>77.17</b>		<b>12:13:59.801</b>	
3 -	1:32.455	46.107	2:18.562 (2)	77.13	0.066	12:16:18.363	
4 -	1:32.956	46.415	2:19.371	76.68	0.875	12:18:37.734	
5 -	1:32.575	46.308	2:18.883 (3)	76.95	0.387	12:20:56.617	

P8		7 J	Travis ROOKER		Kawasaki NINJA 400 - Swedish car connection		
IDEAL LAP TIME : 2:17.512		BEST LAP TIME : 2:17.512		DIFFERENCE : 0.000			
LAP	SECTOR 1	SECTOR 2	LAP TIME	MPH	DIFF	TIME OF DAY	
1 -		46.073	2:26.767	72.82	9.255	12:11:42.577	
2 -	1:32.768	46.285	2:19.053	76.86	1.541	12:14:01.630	
3 -	1:32.281	46.641	2:18.922 (3)	76.93	1.410	12:16:20.552	
4 -	<b>1:31.653</b>	<b>45.859</b>	<b>2:17.512 (1)</b>	<b>77.72</b>		<b>12:18:38.064</b>	
5 -	1:32.288	46.434	2:18.722 (2)	77.04	1.210	12:20:56.786	

P9		175 J	Mason GREASLEY		Kawasaki NINJA 300 - Frame fast		
IDEAL LAP TIME : 2:19.674		BEST LAP TIME : 2:20.020		DIFFERENCE : 0.346			
LAP	SECTOR 1	SECTOR 2	LAP TIME	MPH	DIFF	TIME OF DAY	
1 -		46.903	2:27.733	72.34	7.713	12:11:43.543	
2 -	<b>1:33.278</b>	46.742	<b>2:20.020 (1)</b>	<b>76.33</b>		<b>12:14:03.563</b>	
3 -	1:34.554	<b>46.396</b>	2:20.950 (3)	75.82	0.930	12:16:24.513	
4 -	1:34.351	46.623	2:20.974	75.81	0.954	12:18:45.487	
5 -	1:33.716	46.560	2:20.276 (2)	76.19	0.256	12:21:05.763	

P10		134 J	Toby SKAYMAN		Kawasaki EX300 - D & A Home Solutions		
IDEAL LAP TIME : 2:19.944		BEST LAP TIME : 2:20.272		DIFFERENCE : 0.328			
LAP	SECTOR 1	SECTOR 2	LAP TIME	MPH	DIFF	TIME OF DAY	
1 -		<b>46.255</b>	2:27.058	72.67	6.786	12:11:42.868	
2 -	1:33.986	46.963	2:20.949 (3)	75.82	0.677	12:14:03.817	
3 -	1:34.279	46.502	2:20.781 (2)	75.91	0.509	12:16:24.598	
4 -	1:33.869	47.105	2:20.974	75.81	0.702	12:18:45.572	
5 -	<b>1:33.689</b>	46.583	<b>2:20.272 (1)</b>	<b>76.19</b>		<b>12:21:05.844</b>	

P11		43 S	Mark SWARBRICK		Kawasaki NINJA 400 -		
IDEAL LAP TIME : 2:21.989		BEST LAP TIME : 2:22.815		DIFFERENCE : 0.826			
LAP	SECTOR 1	SECTOR 2	LAP TIME	MPH	DIFF	TIME OF DAY	
1 -		<b>46.709</b>	2:28.295	72.07	5.480	12:11:44.105	
2 -	1:35.868	48.077	2:23.945 (3)	74.25	1.130	12:14:08.050	
3 -	1:35.826	48.207	2:24.033	74.20	1.218	12:16:32.083	
4 -	<b>1:35.280</b>	47.535	<b>2:22.815 (1)</b>	<b>74.83</b>		<b>12:18:54.898</b>	
5 -	1:35.825	47.663	2:23.488 (2)	74.48	0.673	12:21:18.386	

P12		17 S	Daryn BUSA		Kawasaki NINJA 400 - iActiveRC		
IDEAL LAP TIME : 2:21.360		BEST LAP TIME : 2:22.289		DIFFERENCE : 0.929			
LAP	SECTOR 1	SECTOR 2	LAP TIME	MPH	DIFF	TIME OF DAY	
1 -		<b>46.361</b>	2:29.062	71.70	6.773	12:11:44.872	
2 -	<b>1:34.999</b>	47.290	<b>2:22.289 (1)</b>	<b>75.11</b>		<b>12:14:07.161</b>	
3 -	1:36.664	48.171	2:24.835	73.79	2.546	12:16:31.996	
4 -	1:35.404	47.434	2:22.838 (2)	74.82	0.549	12:18:54.834	
5 -	1:35.824	47.820	2:23.644 (3)	74.40	1.355	12:21:18.478	

# BMCRC - MRO Championships 2024 - Rnd 3 @ Snetterton 300

## ACU Team Green Junior Cup & Senior Ninja & BMZRC 250 MZ

### RACE 7 - SECTOR ANALYSIS



SECTOR 1 = FL to I1, SECTOR 2 = I1 to FL, DIFF = Difference To Personal Best Lap, P = Crossed Finish Line in Pit Lane, D = Time Disallowed

P13		6 J		Kian BUSA		Kawasaki 400 NINJA - iActiveRC	
IDEAL LAP TIME : 2:24.896		BEST LAP TIME : 2:26.104		DIFFERENCE : 1.208			
LAP	SECTOR 1	SECTOR 2	LAP TIME	MPH	DIFF	TIME OF DAY	
1 -		<b>48.117</b>	2:31.446	70.57	5.342	12:11:47.256	
2 -	<b>1:36.779</b>	49.325	<b>2:26.104 (1)</b>	<b>73.15</b>		<b>12:14:13.360</b>	
3 -	1:38.208	49.251	2:27.459	72.48	1.355	12:16:40.819	
4 -	1:37.723	49.039	2:26.762 (3)	72.82	0.658	12:19:07.581	
5 -	1:37.413	48.852	2:26.265 (2)	73.07	0.161	12:21:33.846	

P14		54 S		Ben SCOTT		Kawasaki NINJA 250 - GI Landscapes VampTech	
IDEAL LAP TIME : 2:26.968		BEST LAP TIME : 2:27.056		DIFFERENCE : 0.088			
LAP	SECTOR 1	SECTOR 2	LAP TIME	MPH	DIFF	TIME OF DAY	
1 -		49.195	2:34.566	69.14	7.510	12:11:50.376	
2 -	1:38.688	49.268	2:27.956 (3)	72.23	0.900	12:14:18.332	
3 -	1:38.647	<b>49.151</b>	2:27.798 (2)	72.31	0.742	12:16:46.130	
4 -	<b>1:37.817</b>	49.239	<b>2:27.056 (1)</b>	<b>72.68</b>		<b>12:19:13.186</b>	
5 -	1:39.151	49.358	2:28.509	71.96	1.453	12:21:41.695	

P15		66 S		Mark SMITH		Kawasaki EX300 - IMP RACING	
IDEAL LAP TIME : 2:28.707		BEST LAP TIME : 2:29.243		DIFFERENCE : 0.536			
LAP	SECTOR 1	SECTOR 2	LAP TIME	MPH	DIFF	TIME OF DAY	
1 -		<b>49.248</b>	2:36.160	68.44	6.917	12:11:51.970	
2 -	1:39.582	49.661	<b>2:29.243 (1)</b>	<b>71.61</b>		<b>12:14:21.213</b>	
3 -	1:39.906	49.784	2:29.690 (3)	71.40	0.447	12:16:50.903	
4 -	<b>1:39.459</b>	50.035	2:29.494 (2)	71.49	0.251	12:19:20.397	
5 -	1:40.052	49.665	2:29.717	71.38	0.474	12:21:50.114	

P16		85 MZ		Andrew WALES		MZ ETZ 250 - Show Control International	
IDEAL LAP TIME : 2:23.075		BEST LAP TIME : 2:23.075		DIFFERENCE : 0.000			
LAP	SECTOR 1	SECTOR 2	LAP TIME	MPH	DIFF	TIME OF DAY	
1 -		48.197	3:00.727	59.13	37.652	12:12:16.537	
2 -	1:37.422	48.006	2:25.428 (3)	73.49	2.353	12:14:41.965	
3 -	1:38.814	48.826	2:27.640	72.39	4.565	12:17:09.605	
4 -	1:36.178	47.532	2:23.710 (2)	74.37	0.635	12:19:33.315	
5 -	<b>1:35.631</b>	<b>47.444</b>	<b>2:23.075 (1)</b>	<b>74.70</b>		<b>12:21:56.390</b>	

P17		69 MZ		Alexander MANN		Mz TS 250 - HS RACING	
IDEAL LAP TIME : 2:24.236		BEST LAP TIME : 2:24.236		DIFFERENCE : 0.000			
LAP	SECTOR 1	SECTOR 2	LAP TIME	MPH	DIFF	TIME OF DAY	
1 -		48.377	3:00.814	59.11	36.578	12:12:16.624	
2 -	1:37.224	48.029	2:25.253 (3)	73.58	1.017	12:14:41.877	
3 -	1:37.678	48.321	2:25.999	73.20	1.763	12:17:07.876	
4 -	1:36.665	47.756	2:24.421 (2)	74.00	0.185	12:19:32.297	
5 -	<b>1:36.492</b>	<b>47.744</b>	<b>2:24.236 (1)</b>	<b>74.10</b>		<b>12:21:56.533</b>	

P18		95 MZ		Christopher ROGERS		Mz ETZ 250 - CB Racing	
IDEAL LAP TIME : 2:23.352		BEST LAP TIME : 2:23.373		DIFFERENCE : 0.021			
LAP	SECTOR 1	SECTOR 2	LAP TIME	MPH	DIFF	TIME OF DAY	
1 -		47.656	3:00.837	59.10	37.464	12:12:16.647	
2 -	1:37.393	48.151	2:25.544 (3)	73.43	2.171	12:14:42.191	
3 -	1:38.610	48.982	2:27.592	72.41	4.219	12:17:09.783	
4 -	1:35.949	<b>47.424</b>	<b>2:23.373 (1)</b>	<b>74.54</b>		<b>12:19:33.156</b>	
5 -	<b>1:35.928</b>	47.823	2:23.751 (2)	74.35	0.378	12:21:56.907	

# BMCRC - MRO Championships 2024 - Rnd 3 @ Snetterton 300

## ACU Team Green Junior Cup & Senior Ninja & BMZRC 250 MZ

### RACE 7 - SECTOR ANALYSIS



SECTOR 1 = FL to I1, SECTOR 2 = I1 to FL, DIFF = Difference To Personal Best Lap, P = Crossed Finish Line in Pit Lane, D = Time Disallowed

P19 75 MZ Peter WOODALL		MZ ETZ 250 - Online Lubricants				
IDEAL LAP TIME : 2:23.915		BEST LAP TIME : 2:24.050		DIFFERENCE : 0.135		
LAP	SECTOR 1	SECTOR 2	LAP TIME	MPH	DIFF	TIME OF DAY
1 -		48.232	3:02.918	58.43	38.868	12:12:18.728
2 -	1:36.500	48.377	2:24.877 (3)	73.77	0.827	12:14:43.605
3 -	1:37.221	49.242	2:26.463	72.97	2.413	12:17:10.068
4 -	1:36.370	<b>47.680</b>	<b>2:24.050 (1)</b>	<b>74.19</b>		<b>12:19:34.118</b>
5 -	<b>1:36.235</b>	47.851	2:24.086 (2)	74.17	0.036	12:21:58.204

P20 13 MZ Gordon RYAN		MZ 250 - Prism Work Psychology				
IDEAL LAP TIME : 2:25.854		BEST LAP TIME : 2:25.854		DIFFERENCE : 0.000		
LAP	SECTOR 1	SECTOR 2	LAP TIME	MPH	DIFF	TIME OF DAY
1 -		48.689	3:03.219	58.33	37.365	12:12:19.029
2 -	<b>1:37.537</b>	<b>48.317</b>	<b>2:25.854 (1)</b>	<b>73.27</b>		<b>12:14:44.883</b>
3 -	1:40.795	48.745	2:29.540	71.47	3.686	12:17:14.423
4 -	1:39.329	48.901	2:28.230 (3)	72.10	2.376	12:19:42.653
5 -	1:38.533	49.140	2:27.673 (2)	72.37	1.819	12:22:10.326

P21 4 S Nigel FRANKLIN		Kawasaki NINJA - Nigel Franklin				
IDEAL LAP TIME : 2:34.391		BEST LAP TIME : 2:34.672		DIFFERENCE : 0.281		
LAP	SECTOR 1	SECTOR 2	LAP TIME	MPH	DIFF	TIME OF DAY
1 -		52.369	2:42.906	65.60	8.234	12:11:58.716
2 -	1:43.649	52.751	2:36.400 (3)	68.33	1.728	12:14:35.116
3 -	1:44.397	52.052	2:36.449	68.31	1.777	12:17:11.565
4 -	1:42.696	<b>51.976</b>	<b>2:34.672 (1)</b>	<b>69.10</b>		<b>12:19:46.237</b>
5 -	<b>1:42.415</b>	52.652	2:35.067 (2)	68.92	0.395	12:22:21.304

P22 37 MZ_R Harry LAMACRAFT		MZ ETZ 250 - All Flower No Power				
IDEAL LAP TIME : 2:29.767		BEST LAP TIME : 2:30.474		DIFFERENCE : 0.707		
LAP	SECTOR 1	SECTOR 2	LAP TIME	MPH	DIFF	TIME OF DAY
1 -		<b>49.572</b>	3:06.400	57.33	35.926	12:12:22.210
2 -	1:40.496	50.232	2:30.728 (2)	70.90	0.254	12:14:52.938
3 -	1:40.834	49.974	2:30.808 (3)	70.87	0.334	12:17:23.746
4 -	1:42.304	50.412	2:32.716	69.98	2.242	12:19:56.462
5 -	<b>1:40.195</b>	50.279	<b>2:30.474 (1)</b>	<b>71.02</b>		<b>12:22:26.936</b>

P23 9 MZ Gary HOWLETT		MZ TS250 - HS Racing				
IDEAL LAP TIME : 2:30.139		BEST LAP TIME : 2:31.058		DIFFERENCE : 0.919		
LAP	SECTOR 1	SECTOR 2	LAP TIME	MPH	DIFF	TIME OF DAY
1 -		<b>49.833</b>	3:06.184	57.40	35.126	12:12:21.994
2 -	1:41.297	50.041	2:31.338 (2)	70.62	0.280	12:14:53.332
3 -	1:40.882	50.176	<b>2:31.058 (1)</b>	<b>70.75</b>		<b>12:17:24.390</b>
4 -	1:41.891	50.099	2:31.990	70.32	0.932	12:19:56.380
5 -	<b>1:40.306</b>	51.353	2:31.659 (3)	70.47	0.601	12:22:28.039

P24 73 S Jemma HANNAFORD		Kawasaki NINJA 300 -				
IDEAL LAP TIME : 2:36.192		BEST LAP TIME : 2:37.392		DIFFERENCE : 1.200		
LAP	SECTOR 1	SECTOR 2	LAP TIME	MPH	DIFF	TIME OF DAY
1 -		53.386	2:46.860	64.05	9.468	12:12:02.670
2 -	1:45.330	53.020	2:38.350 (3)	67.49	0.958	12:14:41.020
3 -	1:45.598	<b>52.122</b>	2:37.720 (2)	67.76	0.328	12:17:18.740
4 -	<b>1:44.070</b>	53.322	<b>2:37.392 (1)</b>	<b>67.90</b>		<b>12:19:56.132</b>
5 -	1:55.754	52.608	2:48.362	63.48	10.970	12:22:44.494

# BMCRC - MRO Championships 2024 - Rnd 3 @ Snetterton 300

## ACU Team Green Junior Cup & Senior Ninja & BMZRC 250 MZ

### RACE 7 - SECTOR ANALYSIS



SECTOR 1 = FL to I1, SECTOR 2 = I1 to FL, DIFF = Difference To Personal Best Lap, P = Crossed Finish Line in Pit Lane, D = Time Disallowed

P25 56 MZ		Russell TURNER		MZ 250 - TT Racing		
IDEAL LAP TIME : 2:33.273		BEST LAP TIME : 2:34.674		DIFFERENCE : 1.401		
LAP	SECTOR 1	SECTOR 2	LAP TIME	MPH	DIFF	TIME OF DAY
1 -		<b>51.486</b>	3:10.104	56.22	35.430	12:12:25.914
2 -	<b>1:41.787</b>	52.887	<b>2:34.674 (1)</b>	<b>69.10</b>		<b>12:15:00.588</b>
3 -	1:45.138	53.308	2:38.446	67.45	3.772	12:17:39.034
4 -	1:44.419	53.436	2:37.855 (3)	67.70	3.181	12:20:16.889
5 -	1:43.613	52.537	2:36.150 (2)	68.44	1.476	12:22:53.039

P26 166 MZ		Graeme LEWIS		MZ 250 - Morris Racing Lubricants #MRL		
IDEAL LAP TIME : 2:36.639		BEST LAP TIME : 2:37.047		DIFFERENCE : 0.408		
LAP	SECTOR 1	SECTOR 2	LAP TIME	MPH	DIFF	TIME OF DAY
1 -		<b>51.543</b>	3:12.337	55.56	35.290	12:12:28.147
2 -	<b>1:45.096</b>	51.951	<b>2:37.047 (1)</b>	<b>68.05</b>		<b>12:15:05.194</b>
3 -	1:45.731	51.597	2:37.328 (2)	67.93	0.281	12:17:42.522
4 -	1:46.672	51.599	2:38.271 (3)	67.53	1.224	12:20:20.793
5 -	1:47.007	52.682	2:39.689	66.93	2.642	12:23:00.482

P27 94 MZ_R		Gary ADORJAN		MZ 250 - Illuminate Design		
IDEAL LAP TIME : 2:40.569		BEST LAP TIME : 2:40.569		DIFFERENCE : 0.000		
LAP	SECTOR 1	SECTOR 2	LAP TIME	MPH	DIFF	TIME OF DAY
1 -		55.681	3:24.000	52.39	43.431	12:12:39.810
2 -	1:48.857	54.738	2:43.595	65.33	3.026	12:15:23.405
3 -	<b>1:47.565</b>	<b>53.004</b>	<b>2:40.569 (1)</b>	<b>66.56</b>		<b>12:18:03.974</b>
4 -	1:47.959	53.430	2:41.389 (2)	66.22	0.820	12:20:45.363
5 -	1:48.475	53.756	2:42.231 (3)	65.88	1.662	12:23:27.594

P28 52 MZ		Tony PARKER		MZ 250 - Cancer research uk		
IDEAL LAP TIME : 2:45.099		BEST LAP TIME : 2:45.099		DIFFERENCE : 0.000		
LAP	SECTOR 1	SECTOR 2	LAP TIME	MPH	DIFF	TIME OF DAY
1 -		56.241	3:22.446	52.79	37.347	12:12:38.256
2 -	<b>1:50.368</b>	<b>54.731</b>	<b>2:45.099 (1)</b>	<b>64.73</b>		<b>12:15:23.355</b>
3 -	1:53.786	55.465	2:49.251 (2)	63.14	4.152	12:18:12.606
4 -	1:50.392	1:10.678	3:01.070 (3)	59.02	15.971	12:21:13.676

P29 32 MZ		John ASHMEAD		Mz 250 -		
IDEAL LAP TIME : 2:30.823		BEST LAP TIME : 2:31.567		DIFFERENCE : 0.744		
LAP	SECTOR 1	SECTOR 2	LAP TIME	MPH	DIFF	TIME OF DAY
1 -		<b>49.200</b>	3:07.854	56.89	36.287	12:12:23.664
2 -	<b>1:41.623</b>	49.944	<b>2:31.567 (1)</b>	<b>70.51</b>		<b>12:14:55.231</b>
3 -	1:43.603	51.159	2:34.762 (2)	69.06	3.195	12:17:29.993
4 -	1:44.532	50.376	2:34.908 (3)	68.99	3.341	12:20:04.901

P30 26 J		Brooke CHAMPION		Kawasaki 300 NINJA -		
IDEAL LAP TIME : 2:38.744		BEST LAP TIME : 2:38.843		DIFFERENCE : 0.099		
LAP	SECTOR 1	SECTOR 2	LAP TIME	MPH	DIFF	TIME OF DAY
1 -		54.806	2:48.608	63.38	9.765	12:12:04.418
2 -	<b>1:45.853</b>	53.732	2:39.585 (2)	66.97	0.742	12:14:44.003
3 -	1:45.952	<b>52.891</b>	<b>2:38.843 (1)</b>	<b>67.28</b>		<b>12:17:22.846</b>

# BMCRC - MRO Championships 2024 - Rnd 3 @ Snetterton 300

## ACU Team Green Junior Cup & Senior Ninja & BMZRC 250 MZ

### RACE 7 - BEST SECTORS

SECTOR 1			SECTOR 2			IDEAL / BEST COMPARISON						
POS	NO	NAME	TIME	NO	NAME	TIME	POS	NO	NAME	IDEAL	BEST	DIFF
									<b>PERFECT LAP</b>	<b>2:16.513</b>		
1	1	ATKINSON	1:31.615	1	ATKINSON	44.898	1	1	ATKINSON	2:16.513	2:16.513	0.000
2	7	ROOKER	1:31.653	45	MACKENZIE	45.283	2	45	MACKENZIE	2:17.092	2:17.421	0.329
3	45	MACKENZIE	1:31.809	76	WILKINSON	45.328	3	76	WILKINSON	2:17.349	2:17.665	0.316
4	76	WILKINSON	1:32.021	81	SIMS	45.796	4	7	ROOKER	2:17.512	2:17.512	0.000
5	2	WATT	1:32.186	2	WATT	45.822	5	2	WATT	2:18.008	2:18.209	0.201
6	0	McMULLAN	1:32.223	27	BROWN	45.843	6	0	McMULLAN	2:18.141	2:18.496	0.355
7	81	SIMS	1:32.361	7	ROOKER	45.859	7	81	SIMS	2:18.157	2:18.542	0.385
8	27	BROWN	1:32.631	0	McMULLAN	45.918	8	27	BROWN	2:18.474	2:18.732	0.258
9	175	GREASLEY	1:33.278	134	SKAYMAN	46.255	9	175	GREASLEY	2:19.674	2:20.020	0.346
10	134	SKAYMAN	1:33.689	17	BUSA	46.361	10	134	SKAYMAN	2:19.944	2:20.272	0.328
11	17	BUSA	1:34.999	175	GREASLEY	46.396	11	17	BUSA	2:21.360	2:22.289	0.929
12	43	SWARBRICK	1:35.280	43	SWARBRICK	46.709	12	43	SWARBRICK	2:21.989	2:22.815	0.826
13	85	WALES	1:35.631	95	ROGERS	47.424	13	85	WALES	2:23.075	2:23.075	0.000
14	95	ROGERS	1:35.928	85	WALES	47.444	14	95	ROGERS	2:23.352	2:23.373	0.021
15	75	WOODALL	1:36.235	75	WOODALL	47.680	15	75	WOODALL	2:23.915	2:24.050	0.135
16	69	MANN	1:36.492	69	MANN	47.744	16	69	MANN	2:24.236	2:24.236	0.000
17	6	BUSA	1:36.779	6	BUSA	48.117	17	6	BUSA	2:24.896	2:26.104	1.208
18	13	RYAN	1:37.537	13	RYAN	48.317	18	13	RYAN	2:25.854	2:25.854	0.000
19	54	SCOTT	1:37.817	54	SCOTT	49.151	19	54	SCOTT	2:26.968	2:27.056	0.088
20	66	SMITH	1:39.459	32	ASHMEAD	49.200	20	66	SMITH	2:28.707	2:29.243	0.536
21	37	LAMACRAFT	1:40.195	66	SMITH	49.248	21	37	LAMACRAFT	2:29.767	2:30.474	0.707
22	9	HOWLETT	1:40.306	37	LAMACRAFT	49.572	22	9	HOWLETT	2:30.139	2:31.058	0.919
23	32	ASHMEAD	1:41.623	9	HOWLETT	49.833	23	32	ASHMEAD	2:30.823	2:31.567	0.744
24	56	TURNER	1:41.787	56	TURNER	51.486	24	56	TURNER	2:33.273	2:34.674	1.401
25	4	FRANKLIN	1:42.415	166	LEWIS	51.543	25	4	FRANKLIN	2:34.391	2:34.672	0.281
26	73	HANNAFORD	1:44.070	4	FRANKLIN	51.976	26	73	HANNAFORD	2:36.192	2:37.392	1.200
27	166	LEWIS	1:45.096	73	HANNAFORD	52.122	27	166	LEWIS	2:36.639	2:37.047	0.408
28	26	CHAMPION	1:45.853	26	CHAMPION	52.891	28	26	CHAMPION	2:38.744	2:38.843	0.099
29	94	ADORJAN	1:47.565	94	ADORJAN	53.004	29	94	ADORJAN	2:40.569	2:40.569	0.000
30	52	PARKER	1:50.368	52	PARKER	54.731	30	52	PARKER	2:45.099	2:45.099	0.000
31												

# BMCRC - MRO Championships 2024 - Rnd 3 @ Snetterton 300

## ACU Team Green Junior Cup & Senior Ninja & BMZRC 250 MZ

### RACE 7 - STATISTICS

**Competitors Started** 31  
**Planned Start** 2024-05-05 @ 12:05:00.000  
**Actual Start** 2024-05-05 @ 12:09:15.809  
**Finish Time** 2024-05-05 @ 12:20:48.702  
**Track Length** 2.9689mi.  
**Total Laps** 146  
**Total Distance Covered** 433.4610mi.

#### Session Fastest Lap History

NO	CL	NAME	LAP TIME	TIME OF DAY	LAP	VEHICLE
1	S	Phil ATKINSON	<b>2:17.690</b>	12:13:56.819	2	Kawasaki NINJA 400
45	J	Marley MACKENZIE	<b>2:17.687</b>	12:13:56.834	2	Kawasaki NINJA
1	S	Phil ATKINSON	<b>2:16.513</b>	12:18:31.740	4	Kawasaki NINJA 400

#### Session Leader History

NO	CL	NAME	FROM LAP	LAPS LED	DISTANCE	VEHICLE
1	S	Phil ATKINSON	1	2	5.93 miles	Kawasaki NINJA 400
45	J	Marley MACKENZIE	3	1	2.96 miles	Kawasaki NINJA
1	S	Phil ATKINSON	4	2	5.93 miles	Kawasaki NINJA 400

#### Flag History

TYPE	TIME OF DAY
GREEN	12:09:15.809
FINISH	12:20:48.702

#### Flag Statistics

TYPE	COUNT	TOTAL LAPS	TOTAL TIME
Green	1	5	14:14.775
Red	0	0	0.000
Safety Car	0	0	0.000
FCY	0	0	0.000



**BMCRC - MRO Championships 2024 - Rnd 3 @ Snetterton 300**  
**ACU Team Green Junior Cup & Senior Ninja & BMZRC 250 MZ**  
**RACE 7 - STATISTICS**

**CLASS : J**

10 Starters

**Fastest Lap History**

NO	NAME	LAP TIME	TIME OF DAY	LAP	VEHICLE
45	Marley MACKENZIE	2:17.687	12:13:56.834	2	Kawasaki NINJA
45	Marley MACKENZIE	2:17.421	12:18:32.597	4	Kawasaki NINJA

**Leader History**

NO	NAME	FROM LAP	LAPS LED	DISTANCE	VEHICLE
45	Marley MACKENZIE	1	5	14.84 miles	Kawasaki NINJA

# BMCRC - MRO Championships 2024 - Rnd 3 @ Snetterton 300

## ACU Team Green Junior Cup & Senior Ninja & BMZRC 250 MZ

### RACE 7 - STATISTICS

**CLASS : S**

8 Starters

#### Fastest Lap History

NO	NAME	LAP TIME	TIME OF DAY	LAP	VEHICLE
1	Phil ATKINSON	<b>2:17.690</b>	12:13:56.819	2	Kawasaki NINJA 400
1	Phil ATKINSON	<b>2:16.513</b>	12:18:31.740	4	Kawasaki NINJA 400

#### Leader History

NO	NAME	FROM LAP	LAPS LED	DISTANCE	VEHICLE
1	Phil ATKINSON	1	5	14.84 miles	Kawasaki NINJA 400

# BMCRC - MRO Championships 2024 - Rnd 3 @ Snetterton 300

## ACU Team Green Junior Cup & Senior Ninja & BMZRC 250 MZ

### RACE 7 - STATISTICS

CLASS : MZ

11 Starters

#### Fastest Lap History

NO	NAME	LAP TIME	TIME OF DAY	LAP	VEHICLE
69	Alexander MANN	2:25.253	12:14:41.904	2	Mz TS 250
75	Peter WOODALL	2:24.877	12:14:43.631	2	MZ ETZ 250
69	Alexander MANN	2:24.421	12:19:32.325	4	Mz TS 250
95	Christopher ROGERS	2:23.373	12:19:33.182	4	Mz ETZ 250
85	Andrew WALES	2:23.075	12:21:56.416	5	MZ ETZ 250

#### Leader History

NO	NAME	FROM LAP	LAPS LED	DISTANCE	VEHICLE
85	Andrew WALES	1	1	2.96 miles	MZ ETZ 250
69	Alexander MANN	2	3	8.90 miles	Mz TS 250
85	Andrew WALES	5	1	2.96 miles	MZ ETZ 250

**BMCRC - MRO Championships 2024 - Rnd 3 @ Snetterton 300**  
**ACU Team Green Junior Cup & Senior Ninja & BMZRC 250 MZ**  
**RACE 7 - STATISTICS**

**CLASS : MZ\_R**

2 Starters

**Fastest Lap History**

NO	NAME	LAP TIME	TIME OF DAY	LAP	VEHICLE
37	Harry LAMACRAFT	<b>2:30.728</b>	12:14:52.963	2	MZ ETZ 250
37	Harry LAMACRAFT	<b>2:30.474</b>	12:22:26.961	5	MZ ETZ 250

**Leader History**

NO	NAME	FROM LAP	LAPS LED	DISTANCE	VEHICLE
37	Harry LAMACRAFT	1	5	14.84 miles	MZ ETZ 250



# BMCRC - MRO Championships 2024 - Rnd 3 @ Snetterton 300

## ACU Team Green Junior Cup & Senior Ninja & BMZRC 250 MZ

### RACE 18 - GRID (5 Laps)

ROW 12	1	2:45.099	34	52	Tony PARKER
ROW 11	33	2:40.569	32	565	Louis KERSHAW
ROW 10	30	2:34.674	29	32	John ASHMEAD
ROW 9	27	2:30.474	26	13	Gordon RYAN
ROW 8	24	2:24.050	23	95	Christopher ROGERS
ROW 7	21		20		
ROW 6	18	2:38.843	17	73	Jemma HANNAFORD
ROW 5	15	2:29.243	14	54	Ben SCOTT
ROW 4	12	2:22.815	11	17	Daryn BUSA
ROW 3	9	2:20.020	8	27	Ben BROWN
ROW 2	6	2:18.496	5	2	Kade WATT
ROW 1	3	2:17.512	2	45	Marley MACKENZIE
			1	1	Phil ATKINSON

**Pole**



These results are provisional until the conclusion of any judicial and technical matters.

Snetterton 300: 2.9689 miles

Clerk Of Course:	Stewards:	Timekeeper:	<i>Craig Smith</i>	
------------------	-----------	-------------	--------------------	--

Results can be found at [www.tsl-timing.com](http://www.tsl-timing.com)

Printed - 12:26 Sunday, 05 May 2024





# BMCRC - MRO Championships 2024 - Rnd 3 @ Snetterton 300

## ACU Team Green Junior Cup & Senior Ninja & BMZRC 250 MZ

### RACE 18 - CLASSIFICATION

Race Distance: 5 Laps / 14.84 miles

POS	NO	CL	PIC	NAME	ENTRY	LAPS	TIME	GAP	DIFF	MPH	BEST	ON	GRD	↑↓
1	1	S	1	Phil ATKINSON	Kawasaki NINJA 400 - ROSE MOT/Q Oil Treatments	5	11:35.935			76.78	2:17.316	5	1	0
2	76	J	1	Luca WILKINSON	Kawasaki NINJA400 - RD RACING	5	11:36.134	0.199	0.199	76.76	2:17.388	5	4	2
3	45	J	2	Marley MACKENZIE	Kawasaki NINJA - Kirkcaldy Kawasaki, ELPM	5	11:36.446	0.511	0.312	76.73	2:16.688	5	2	-1
4	27	S	2	Ben BROWN	Kawasaki NINJA 400 - Hunts Motorcycles	5	11:36.579	0.644	0.133	76.71	2:17.325	5	8	4
5	2	J	3	Kade WATT	Kawasaki NINJA 400 - 3D Racing	5	11:37.090	1.155	0.511	76.66	2:17.157	5	5	0
6	81	J	4	Ollie SIMS	Kawasaki NINJA 400 - Motorbodies Weston ltd	5	11:37.604	1.669	0.514	76.60	2:17.753	5	7	1
7	0	J	5	Fred McMULLAN	Kawasaki Ninja - Orwell Motorcycles ipswich	5	11:37.893	1.958	0.289	76.57	2:17.894	3	6	-1
8	175	J	6	Mason GREASLEY	Kawasaki NINJA 300 - Frame fast	5	11:51.230	15.295	13.337	75.13	2:18.895	2	9	1
9	17	S	3	Daryn BUSA	Kawasaki NINJA 400 - iActiveRC	5	12:06.249	30.314	15.019	73.58	2:23.162	2	11	2
10	43	S	4	Mark SWARBRICK	Kawasaki NINJA 400 -	5	12:06.272	30.337	0.023	73.58	2:22.529	3	12	2
11	6	J	7	Kian BUSA	Kawasaki 400 NINJA - iActiveRC	5	12:26.839	50.904	20.567	71.55	2:27.815	5	13	2
12	54	S	5	Ben SCOTT	Kawasaki NINJA 250 - GI Landscapes VampTech	5	12:32.587	56.652	5.748	71.00	2:27.981	3	14	2
13	565	MZ	1	Louis KERSHAW	MZ 250 - Team Lucky Streetsy/Walkers Campers	5	12:47.897	1:11.962	15.310	69.59	2:23.853	5	29	16
14	85	MZ	2	Andrew WALES	MZ ETZ 250 - Show Control International	5	12:48.005	1:12.070	0.108	69.58	2:24.236	5	19	5
15	66	S	6	Mark SMITH	Kawasaki EX300 - IMP RACING	5	12:49.028	1:13.093	1.023	69.49	2:31.743	2	15	0
16	95	MZ	3	Christopher ROGERS	Mz ETZ 250 - CB Racing	5	12:51.116	1:15.181	2.088	69.30	2:25.474	5	20	4
17	75	MZ	4	Peter WOODALL	MZ ETZ 250 - Online Lubricants	5	12:51.425	1:15.490	0.309	69.27	2:24.891	5	21	4
18	69	MZ	5	Alexander MANN	Mz TS 250 - HS RACING	5	12:55.450	1:19.515	4.025	68.91	2:26.235	5	22	4
19	13	MZ	6	Gordon RYAN	MZ 250 - Prism Work Psychology	5	12:57.194	1:21.259	1.744	68.76	2:27.388	4	23	4
20	37	MZ_R	1	Harry LAMACRAFT	MZ ETZ 250 - All Flower No Power	5	13:10.163	1:34.228	12.969	67.63	2:28.370	2	24	4
21	4	S	7	Nigel FRANKLIN	Kawasaki NINJA - Nigel Franklin	5	13:18.526	1:42.591	8.363	66.92	2:36.432	5	16	-5
22	9	MZ	7	Gary HOWLETT	MZ TS250 - HS Racing	5	13:30.599	1:54.664	12.073	65.92	2:33.366	5	25	3
23	32	MZ	8	John ASHMEAD	Mz 250 -	5	13:31.003	1:55.068	0.404	65.89	2:32.811	5	26	3
24	73	S	8	Jemma HANNAFORD	Kawasaki NINJA 300 -	5	13:37.552	2:01.617	6.549	65.36	2:40.897	4	17	-7
25	56	MZ	9	Russell TURNER	MZ 250 - TT Racing	5	13:42.514	2:06.579	4.962	64.97	2:35.412	3	27	2
26	26	J	8	Brooke CHAMPION	Kawasaki 300 NINJA -	5	13:45.407	2:09.472	2.893	64.74	2:42.059	3	18	-8
27	166	MZ	10	Graeme LEWIS	MZ 250 - Morris Racing Lubricants #MRL	5	13:54.577	2:18.642	9.170	64.03	2:37.544	2	28	1
28	52	MZ	11	Tony PARKER	MZ 250 - Cancer research uk	4	11:55.907	1 Lap	1 Lap	59.71	2:46.278	4	31	3

#### NOT CLASSIFIED

DNF	7	J		Travis ROOKER	Kawasaki NINJA 400 - Swedish car connection	3	7:01.793	2 Laps	1 Lap	76.01	2:17.922	3	3	
DNF	94	MZ_R		Gary ADORJAN	MZ 250 - Illuminate Design	1	3:23.469	4 Laps	2 Laps	52.52				30

#### FASTEST LAP

45	J			Marley MACKENZIE	Kawasaki NINJA - Kirkcaldy Kawasaki, ELPM	5	2:16.688			78.19 mph			125.83 kph	
1	S			Phil ATKINSON	Kawasaki NINJA 400 - ROSE MOT/Q Oil Treatments	5	2:17.316			77.83 mph			125.26 kph	
565	MZ			Louis KERSHAW	MZ 250 - Team Lucky Streetsy/Walkers Campers	5	2:23.853			74.29 mph			119.57 kph	
37	MZ_R			Harry LAMACRAFT	MZ ETZ 250 - All Flower No Power	2	2:28.370			72.03 mph			115.93 kph	

#### Comments:

Class S - 92.5% of Race Speed = 71.02 mph  
 Class J - 92.5% of Race Speed = 71.00 mph  
 Class MZ - 92.5% of Race Speed = 64.37 mph  
 Class MZ\_R - 92.5% of Race Speed = 62.55 mph

Weather / Track : Cloudy / Dry

Date: 05/05/2024 Start: 16:14 Finish: 16:26  
Snetterton 300: 2.9689 miles

These results are provisional until the conclusion of any judicial and technical matters.

Clerk Of Course:	Stewards:	Timekeeper:	<i>Craig Smith</i>	
------------------	-----------	-------------	--------------------	--

Results can be found at [www.tsl-timing.com](http://www.tsl-timing.com)

Printed - 16:29 Sunday, 05 May 2024



# BMCRC - MRO Championships 2024 - Rnd 3 @ Snetterton 300

## ACU Team Green Junior Cup & Senior Ninja & BMZRC 250 MZ

### RACE 18 - LAP CHART

LAP 1 @ 16:17:14.282			LAP 2 @ 16:19:32.013			LAP 3 @ 16:21:51.066			LAP 4 @ 16:24:09.163			LAP 5 @ 16:26:26.479		
NO	BEHIND	LAP TIME	NO	BEHIND	LAP TIME	NO	BEHIND	LAP TIME	NO	BEHIND	LAP TIME	NO	BEHIND	LAP TIME
1		2:23.738	45		2:16.896	76		2:18.156	1		2:17.654	1		2:17.316
45	0.835	2:24.573	1	0.061	2:17.792	27	0.392	2:17.651	76	0.127	2:18.224	76	0.199	2:17.388
76	0.876	2:24.614	76	0.897	2:17.752	1	0.443	2:19.435	27	0.635	2:18.340	45	0.511	2:16.688
2	0.905	2:24.643	2	1.647	2:18.473	45	0.516	2:19.569	45	1.139	2:18.720	27	0.644	2:17.325
0	1.449	2:25.187	0	1.700	2:17.982	0	0.541	2:17.894	81	1.232	2:18.167	2	1.155	2:17.157
81	1.775	2:25.513	27	1.794	2:17.608	2	0.917	2:18.323	0	1.263	2:18.819	81	1.669	2:17.753
7	1.890	2:25.628	81	2.097	2:18.053	81	1.162	2:18.118	2	1.314	2:18.494	0	1.958	2:18.011
27	1.917	2:25.655	7	2.402	2:18.243	7	1.271	2:17.922	175	9.854	2:21.936	175	15.295	2:22.757
175	2.574	2:26.312	175	3.738	2:18.895	175	6.015	2:21.330	43	20.700	2:24.703	52	1 Lap	2:46.278
17	4.905	2:28.643	17	10.336	2:23.162	43	14.094	2:22.529	17	20.752	2:24.349	17	30.314	2:26.878
43	4.988	2:28.726	43	10.618	2:23.361	17	14.500	2:23.217	6	40.405	2:28.038	43	30.337	2:26.953
6	10.564	2:34.302	6	20.875	2:28.042	6	30.464	2:28.642	54	43.917	2:29.940	6	50.904	2:27.815
54	11.911	2:35.649	54	23.146	2:28.966	54	32.074	2:27.981	66	57.351	2:33.874	54	56.652	2:30.051
66	13.928	2:37.666	66	27.940	2:31.743	66	41.574	2:32.687	85	1:05.150	2:24.836	565	1:11.962	2:23.853
4	22.597	2:46.335	4	44.169	2:39.303	565	58.231	2:26.407	565	1:05.425	2:25.291	85	1:12.070	2:24.236
73	26.285	2:50.023	73	50.150	2:41.596	85	58.411	2:26.373	95	1:07.023	2:25.924	66	1:13.093	2:33.058
26	27.824	2:51.562	565	50.877	2:26.900	95	59.196	2:26.662	75	1:07.915	2:25.649	95	1:15.181	2:25.474
85	41.073	3:04.811	85	51.091	2:27.749	75	1:00.363	2:27.402	69	1:10.596	2:27.160	75	1:15.490	2:24.891
95	41.619	3:05.357	95	51.587	2:27.699	69	1:01.533	2:27.916	13	1:11.130	2:27.388	69	1:19.515	2:26.235
565	41.708	3:05.446	75	52.014	2:27.517	13	1:01.839	2:27.867	37	1:19.780	2:32.217	13	1:21.259	2:27.445
75	42.228	3:05.966	69	52.670	2:27.775	4	1:03.078	2:37.962	4	1:23.475	2:38.494	37	1:34.228	2:31.764
69	42.626	3:06.364	26	52.754	2:42.661	37	1:05.660	2:30.627	73	1:37.145	2:40.897	4	1:42.591	2:36.432
13	42.818	3:06.556	13	53.025	2:27.938	73	1:14.345	2:43.248	9	1:38.614	2:35.345	9	1:54.664	2:33.366
37	43.447	3:07.185	37	54.086	2:28.370	26	1:15.760	2:42.059	32	1:39.573	2:34.849	32	1:55.068	2:32.811
9	50.300	3:14.038	9	1:06.984	2:34.415	9	1:21.366	2:33.435	26	1:43.023	2:45.360	73	2:01.617	2:41.788
32	50.582	3:14.320	32	1:07.587	2:34.736	32	1:22.821	2:34.287	56	1:46.807	2:36.652	56	2:06.579	2:37.088
166	52.134	3:15.872	56	1:11.893	2:36.852	56	1:28.252	2:35.412	166	1:53.849	2:41.001	26	2:09.472	2:43.765
56	52.772	3:16.510	166	1:11.947	2:37.544	166	1:30.945	2:38.051				166	2:18.642	2:42.109
94	59.731	3:23.469	52	1:36.783	2:51.152	52	2:09.107	2:51.377						
52	1:03.362	3:27.100												

# BMCRC - MRO Championships 2024 - Rnd 3 @ Snetterton 300

## ACU Team Green Junior Cup & Senior Ninja & BMZRC 250 MZ

### RACE 18 - POSITION CHART

No	Name	Lap Pos	Lap				
			1	2	3	4	5
1	ATKINSON	1	1	45	76	1	1
45	MACKENZIE	2	45	1	27	76	76
7	ROOKER	3	76	76	1	27	45
76	WILKINSON	4	2	2	45	45	27
2	WATT	5	0	0	0	81	2
0	McMULLAN	6	81	27	2	0	81
81	SIMS	7	7	81	81	2	0
27	BROWN	8	27	7	7	175	175
175	GREASLEY	9	175	175	175	43	17
17	BUSA	10	17	17	43	17	43
43	SWARBRICK	11	43	43	17	6	6
6	BUSA	12	6	6	6	54	54
54	SCOTT	13	54	54	54	66	565
66	SMITH	14	66	66	66	85	85
4	FRANKLIN	15	4	4	565	565	66
73	HANNAFORD	16	73	73	85	95	95
26	CHAMPION	17	26	565	95	75	75
85	WALES	18	85	85	75	69	69
95	ROGERS	19	95	95	69	13	13
75	WOODALL	20	565	75	13	37	37
69	MANN	21	75	69	4	4	4
13	RYAN	22	69	26	37	73	9
37	LAMACRAFT	23	13	13	73	9	32
9	HOWLETT	24	37	37	26	32	73
32	ASHMEAD	25	9	9	9	26	56
56	TURNER	26	32	32	32	56	26
166	LEWIS	27	166	56	56	166	166
565	KERSHAW	28	56	166	166	52	
94	ADORJAN	29	94	52	52		
52	PARKER	30	52				



# BMCRC - MRO Championships 2024 - Rnd 3 @ Snetterton 300

## ACU Team Green Junior Cup & Senior Ninja & BMZRC 250 MZ

### RACE 18 - SECTOR ANALYSIS



SECTOR 1 = FL to I1, SECTOR 2 = I1 to FL, DIFF = Difference To Personal Best Lap, P = Crossed Finish Line in Pit Lane, D = Time Disallowed

P1		1 S	Phil ATKINSON	Kawasaki NINJA 400 - ROSE MOT/Q Oil Treatments		
IDEAL LAP TIME : 2:17.250		BEST LAP TIME : 2:17.316		DIFFERENCE : 0.066		
LAP	SECTOR 1	SECTOR 2	LAP TIME	MPH	DIFF	TIME OF DAY
1 -		<b>45.084</b>	2:23.738	74.35	6.422	16:17:14.282
2 -	1:32.416	45.376	2:17.792 (3)	77.56	0.476	16:19:32.074
3 -	1:33.380	46.055	2:19.435	76.65	2.119	16:21:51.509
4 -	1:32.249	45.405	2:17.654 (2)	77.64	0.338	16:24:09.163
5 -	<b>1:32.166</b>	45.150	<b>2:17.316 (1)</b>	<b>77.83</b>		<b>16:26:26.479</b>

P2		76 J	Luca WILKINSON	Kawasaki NINJA400 - RD RACING		
IDEAL LAP TIME : 2:17.388		BEST LAP TIME : 2:17.388		DIFFERENCE : 0.000		
LAP	SECTOR 1	SECTOR 2	LAP TIME	MPH	DIFF	TIME OF DAY
1 -		45.832	2:24.614	73.90	7.226	16:17:15.158
2 -	1:32.369	45.383	2:17.752 (2)	77.58	0.364	16:19:32.910
3 -	1:32.303	45.853	2:18.156 (3)	77.36	0.768	16:21:51.066
4 -	1:32.493	45.731	2:18.224	77.32	0.836	16:24:09.290
5 -	<b>1:32.013</b>	<b>45.375</b>	<b>2:17.388 (1)</b>	<b>77.79</b>		<b>16:26:26.678</b>

P3		45 J	Marley MACKENZIE	Kawasaki NINJA - Kirkcaldy Kawasaki, ELPM		
IDEAL LAP TIME : 2:16.688		BEST LAP TIME : 2:16.688		DIFFERENCE : 0.000		
LAP	SECTOR 1	SECTOR 2	LAP TIME	MPH	DIFF	TIME OF DAY
1 -		45.849	2:24.573	73.92	7.885	16:17:15.117
2 -	1:31.476	45.420	2:16.896 (2)	78.07	0.208	16:19:32.013
3 -	1:33.441	46.128	2:19.569	76.57	2.881	16:21:51.582
4 -	1:32.325	46.395	2:18.720 (3)	77.04	2.032	16:24:10.302
5 -	<b>1:31.441</b>	<b>45.247</b>	<b>2:16.688 (1)</b>	<b>78.19</b>		<b>16:26:26.990</b>

P4		27 S	Ben BROWN	Kawasaki NINJA 400 - Hunts Motorcycles		
IDEAL LAP TIME : 2:17.146		BEST LAP TIME : 2:17.325		DIFFERENCE : 0.179		
LAP	SECTOR 1	SECTOR 2	LAP TIME	MPH	DIFF	TIME OF DAY
1 -		46.228	2:25.655	73.37	8.330	16:17:16.199
2 -	<b>1:31.759</b>	45.849	2:17.608 (2)	77.67	0.283	16:19:33.807
3 -	1:31.803	45.848	2:17.651 (3)	77.64	0.326	16:21:51.458
4 -	1:32.364	45.976	2:18.340	77.25	1.015	16:24:09.798
5 -	1:31.938	<b>45.387</b>	<b>2:17.325 (1)</b>	<b>77.83</b>		<b>16:26:27.123</b>

P5		2 J	Kade WATT	Kawasaki NINJA 400 - 3D Racing		
IDEAL LAP TIME : 2:17.157		BEST LAP TIME : 2:17.157		DIFFERENCE : 0.000		
LAP	SECTOR 1	SECTOR 2	LAP TIME	MPH	DIFF	TIME OF DAY
1 -		46.009	2:24.643	73.89	7.486	16:17:15.187
2 -	1:32.682	45.791	2:18.473 (3)	77.18	1.316	16:19:33.660
3 -	1:32.392	45.931	2:18.323 (2)	77.26	1.166	16:21:51.983
4 -	1:32.720	45.774	2:18.494	77.17	1.337	16:24:10.477
5 -	<b>1:31.853</b>	<b>45.304</b>	<b>2:17.157 (1)</b>	<b>77.92</b>		<b>16:26:27.634</b>

P6		81 J	Ollie SIMS	Kawasaki NINJA 400 - Motorbodies Weston Ltd		
IDEAL LAP TIME : 2:17.476		BEST LAP TIME : 2:17.753		DIFFERENCE : 0.277		
LAP	SECTOR 1	SECTOR 2	LAP TIME	MPH	DIFF	TIME OF DAY
1 -		46.367	2:25.513	73.45	7.760	16:17:16.057
2 -	1:32.649	45.404	2:18.053 (2)	77.42	0.300	16:19:34.110
3 -	1:32.238	45.880	2:18.118 (3)	77.38	0.365	16:21:52.228
4 -	<b>1:32.189</b>	45.978	2:18.167	77.35	0.414	16:24:10.395
5 -	1:32.466	<b>45.287</b>	<b>2:17.753 (1)</b>	<b>77.58</b>		<b>16:26:28.148</b>

# BMCRC - MRO Championships 2024 - Rnd 3 @ Snetterton 300

## ACU Team Green Junior Cup & Senior Ninja & BMZRC 250 MZ

### RACE 18 - SECTOR ANALYSIS



SECTOR 1 = FL to I1, SECTOR 2 = I1 to FL, DIFF = Difference To Personal Best Lap, P = Crossed Finish Line in Pit Lane, D = Time Disallowed

P7		0 J		Fred McMULLAN		Kawasaki Ninja - Orwell Motorcycles ipswich	
IDEAL LAP TIME : 2:17.543		BEST LAP TIME : 2:17.894		DIFFERENCE : 0.351			
LAP	SECTOR 1	SECTOR 2	LAP TIME	MPH	DIFF	TIME OF DAY	
1 -		46.178	2:25.187	73.61	7.293	16:17:15.731	
2 -	1:32.147	45.835	2:17.982 (2)	77.45	0.088	16:19:33.713	
3 -	<b>1:31.991</b>	45.903	<b>2:17.894 (1)</b>	<b>77.50</b>		<b>16:21:51.607</b>	
4 -	1:32.324	46.495	2:18.819	76.99	0.925	16:24:10.426	
5 -	1:32.459	<b>45.552</b>	2:18.011 (3)	77.44	0.117	16:26:28.437	

P8		175 J		Mason GREASLEY		Kawasaki NINJA 300 - Frame fast	
IDEAL LAP TIME : 2:18.895		BEST LAP TIME : 2:18.895		DIFFERENCE : 0.000			
LAP	SECTOR 1	SECTOR 2	LAP TIME	MPH	DIFF	TIME OF DAY	
1 -		46.102	2:26.312	73.04	7.417	16:17:16.856	
2 -	<b>1:33.004</b>	<b>45.891</b>	<b>2:18.895 (1)</b>	<b>76.95</b>		<b>16:19:35.751</b>	
3 -	1:34.322	47.008	2:21.330 (2)	75.62	2.435	16:21:57.081	
4 -	1:34.802	47.134	2:21.936 (3)	75.30	3.041	16:24:19.017	
5 -	1:35.312	47.445	2:22.757	74.86	3.862	16:26:41.774	

P9		17 S		Daryn BUSA		Kawasaki NINJA 400 - iActiveRC	
IDEAL LAP TIME : 2:22.347		BEST LAP TIME : 2:23.162		DIFFERENCE : 0.815			
LAP	SECTOR 1	SECTOR 2	LAP TIME	MPH	DIFF	TIME OF DAY	
1 -		<b>46.834</b>	2:28.643	71.90	5.481	16:17:19.187	
2 -	1:35.697	47.465	<b>2:23.162 (1)</b>	<b>74.65</b>		<b>16:19:42.349</b>	
3 -	<b>1:35.513</b>	47.704	2:23.217 (2)	74.62	0.055	16:22:05.566	
4 -	1:37.197	47.152	2:24.349 (3)	74.04	1.187	16:24:29.915	
5 -	1:39.631	47.247	2:26.878	72.76	3.716	16:26:56.793	

P10		43 S		Mark SWARBRICK		Kawasaki NINJA 400 -	
IDEAL LAP TIME : 2:22.311		BEST LAP TIME : 2:22.529		DIFFERENCE : 0.218			
LAP	SECTOR 1	SECTOR 2	LAP TIME	MPH	DIFF	TIME OF DAY	
1 -		47.655	2:28.726	71.86	6.197	16:17:19.270	
2 -	1:35.750	47.611	2:23.361 (2)	74.55	0.832	16:19:42.631	
3 -	<b>1:35.268</b>	47.261	<b>2:22.529 (1)</b>	<b>74.98</b>		<b>16:22:05.160</b>	
4 -	1:37.660	<b>47.043</b>	2:24.703 (3)	73.86	2.174	16:24:29.863	
5 -	1:39.742	47.211	2:26.953	72.73	4.424	16:26:56.816	

P11		6 J		Kian BUSA		Kawasaki 400 NINJA - iActiveRC	
IDEAL LAP TIME : 2:27.391		BEST LAP TIME : 2:27.815		DIFFERENCE : 0.424			
LAP	SECTOR 1	SECTOR 2	LAP TIME	MPH	DIFF	TIME OF DAY	
1 -		49.893	2:34.302	69.26	6.487	16:17:24.846	
2 -	<b>1:38.370</b>	49.672	2:28.042 (3)	72.19	0.227	16:19:52.888	
3 -	1:39.027	49.615	2:28.642	71.90	0.827	16:22:21.530	
4 -	1:39.017	<b>49.021</b>	2:28.038 (2)	72.19	0.223	16:24:49.568	
5 -	1:38.631	49.184	<b>2:27.815 (1)</b>	<b>72.30</b>		<b>16:27:17.383</b>	

P12		54 S		Ben SCOTT		Kawasaki NINJA 250 - GI Landscapes VampTech	
IDEAL LAP TIME : 2:27.981		BEST LAP TIME : 2:27.981		DIFFERENCE : 0.000			
LAP	SECTOR 1	SECTOR 2	LAP TIME	MPH	DIFF	TIME OF DAY	
1 -		49.799	2:35.649	68.66	7.668	16:17:26.193	
2 -	1:39.272	49.694	2:28.966 (2)	71.74	0.985	16:19:55.159	
3 -	<b>1:38.725</b>	<b>49.256</b>	<b>2:27.981 (1)</b>	<b>72.22</b>		<b>16:22:23.140</b>	
4 -	1:40.022	49.918	2:29.940 (3)	71.28	1.959	16:24:53.080	
5 -	1:39.828	50.223	2:30.051	71.22	2.070	16:27:23.131	

# BMCRC - MRO Championships 2024 - Rnd 3 @ Snetterton 300

## ACU Team Green Junior Cup & Senior Ninja & BMZRC 250 MZ

### RACE 18 - SECTOR ANALYSIS



SECTOR 1 = FL to I1, SECTOR 2 = I1 to FL, DIFF = Difference To Personal Best Lap, P = Crossed Finish Line in Pit Lane, D = Time Disallowed

P13 565 MZ		Louis KERSHAW		MZ 250 - Team Lucky Streetsy/Walkers Campers		
IDEAL LAP TIME : 2:23.639		BEST LAP TIME : 2:23.853		DIFFERENCE : 0.214		
LAP	SECTOR 1	SECTOR 2	LAP TIME	MPH	DIFF	TIME OF DAY
1 -		48.187	3:05.446	57.63	41.593	16:17:55.990
2 -	1:38.235	48.665	2:26.900	72.75	3.047	16:20:22.890
3 -	1:38.935	<b>47.472</b>	2:26.407 (3)	73.00	2.554	16:22:49.297
4 -	1:37.159	48.132	2:25.291 (2)	73.56	1.438	16:25:14.588
5 -	<b>1:36.167</b>	47.686	<b>2:23.853 (1)</b>	<b>74.29</b>		<b>16:27:38.441</b>

P14 85 MZ		Andrew WALES		MZ ETZ 250 - Show Control International		
IDEAL LAP TIME : 2:24.130		BEST LAP TIME : 2:24.236		DIFFERENCE : 0.106		
LAP	SECTOR 1	SECTOR 2	LAP TIME	MPH	DIFF	TIME OF DAY
1 -		48.409	3:04.811	57.83	40.575	16:17:55.355
2 -	1:39.136	48.613	2:27.749	72.33	3.513	16:20:23.104
3 -	1:38.728	<b>47.645</b>	2:26.373 (3)	73.01	2.137	16:22:49.477
4 -	1:36.990	47.846	2:24.836 (2)	73.79	0.600	16:25:14.313
5 -	<b>1:36.485</b>	47.751	<b>2:24.236 (1)</b>	<b>74.10</b>		<b>16:27:38.549</b>

P15 66 S		Mark SMITH		Kawasaki EX300 - IMP RACING		
IDEAL LAP TIME : 2:31.208		BEST LAP TIME : 2:31.743		DIFFERENCE : 0.535		
LAP	SECTOR 1	SECTOR 2	LAP TIME	MPH	DIFF	TIME OF DAY
1 -		<b>50.383</b>	2:37.666	67.78	5.923	16:17:28.210
2 -	<b>1:40.825</b>	50.918	<b>2:31.743 (1)</b>	<b>70.43</b>		<b>16:19:59.953</b>
3 -	1:41.476	51.211	2:32.687 (2)	69.99	0.944	16:22:32.640
4 -	1:42.546	51.328	2:33.874	69.45	2.131	16:25:06.514
5 -	1:41.823	51.235	2:33.058 (3)	69.83	1.315	16:27:39.572

P16 95 MZ		Christopher ROGERS		Mz ETZ 250 - CB Racing		
IDEAL LAP TIME : 2:25.474		BEST LAP TIME : 2:25.474		DIFFERENCE : 0.000		
LAP	SECTOR 1	SECTOR 2	LAP TIME	MPH	DIFF	TIME OF DAY
1 -		48.896	3:05.357	57.66	39.883	16:17:55.901
2 -	1:38.394	49.305	2:27.699	72.36	2.225	16:20:23.600
3 -	1:38.241	48.421	2:26.662 (3)	72.87	1.188	16:22:50.262
4 -	1:37.826	48.098	2:25.924 (2)	73.24	0.450	16:25:16.186
5 -	<b>1:37.421</b>	<b>48.053</b>	<b>2:25.474 (1)</b>	<b>73.47</b>		<b>16:27:41.660</b>

P17 75 MZ		Peter WOODALL		MZ ETZ 250 - Online Lubricants		
IDEAL LAP TIME : 2:24.891		BEST LAP TIME : 2:24.891		DIFFERENCE : 0.000		
LAP	SECTOR 1	SECTOR 2	LAP TIME	MPH	DIFF	TIME OF DAY
1 -		48.834	3:05.966	57.47	41.075	16:17:56.510
2 -	1:38.446	49.071	2:27.517	72.45	2.626	16:20:24.027
3 -	1:38.454	48.948	2:27.402 (3)	72.50	2.511	16:22:51.429
4 -	1:37.363	48.286	2:25.649 (2)	73.38	0.758	16:25:17.078
5 -	<b>1:37.041</b>	<b>47.850</b>	<b>2:24.891 (1)</b>	<b>73.76</b>		<b>16:27:41.969</b>

P18 69 MZ		Alexander MANN		Mz TS 250 - HS RACING		
IDEAL LAP TIME : 2:26.235		BEST LAP TIME : 2:26.235		DIFFERENCE : 0.000		
LAP	SECTOR 1	SECTOR 2	LAP TIME	MPH	DIFF	TIME OF DAY
1 -		49.002	3:06.364	57.35	40.129	16:17:56.908
2 -	1:38.167	49.608	2:27.775 (3)	72.32	1.540	16:20:24.683
3 -	1:38.291	49.625	2:27.916	72.25	1.681	16:22:52.599
4 -	1:38.601	48.559	2:27.160 (2)	72.62	0.925	16:25:19.759
5 -	<b>1:37.898</b>	<b>48.337</b>	<b>2:26.235 (1)</b>	<b>73.08</b>		<b>16:27:45.994</b>

# BMCRC - MRO Championships 2024 - Rnd 3 @ Snetterton 300

## ACU Team Green Junior Cup & Senior Ninja & BMZRC 250 MZ

### RACE 18 - SECTOR ANALYSIS



SECTOR 1 = FL to I1, SECTOR 2 = I1 to FL, DIFF = Difference To Personal Best Lap, P = Crossed Finish Line in Pit Lane, D = Time Disallowed

P19 13 MZ		Gordon RYAN		MZ 250 - Prism Work Psychology		
IDEAL LAP TIME : 2:27.057		BEST LAP TIME : 2:27.388		DIFFERENCE : 0.331		
LAP	SECTOR 1	SECTOR 2	LAP TIME	MPH	DIFF	TIME OF DAY
1 -		49.271	3:06.556	57.29	39.168	16:17:57.100
2 -	<b>1:38.166</b>	49.772	2:27.938	72.24	0.550	16:20:25.038
3 -	1:38.327	49.540	2:27.867 (3)	72.28	0.479	16:22:52.905
4 -	1:38.276	49.112	<b>2:27.388 (1)</b>	<b>72.51</b>		<b>16:25:20.293</b>
5 -	1:38.554	<b>48.891</b>	2:27.445 (2)	72.48	0.057	16:27:47.738

P20 37 MZ_R		Harry LAMACRAFT		MZ ETZ 250 - All Flower No Power		
IDEAL LAP TIME : 2:28.362		BEST LAP TIME : 2:28.370		DIFFERENCE : 0.008		
LAP	SECTOR 1	SECTOR 2	LAP TIME	MPH	DIFF	TIME OF DAY
1 -		<b>48.902</b>	3:07.185	57.09	38.815	16:17:57.729
2 -	<b>1:39.460</b>	48.910	<b>2:28.370 (1)</b>	<b>72.03</b>		<b>16:20:26.099</b>
3 -	1:40.328	50.299	2:30.627 (2)	70.95	2.257	16:22:56.726
4 -	1:42.471	49.746	2:32.217	70.21	3.847	16:25:28.943
5 -	1:41.039	50.725	2:31.764 (3)	70.42	3.394	16:28:00.707

P21 4 S		Nigel FRANKLIN		Kawasaki NINJA - Nigel Franklin		
IDEAL LAP TIME : 2:36.432		BEST LAP TIME : 2:36.432		DIFFERENCE : 0.000		
LAP	SECTOR 1	SECTOR 2	LAP TIME	MPH	DIFF	TIME OF DAY
1 -		53.987	2:46.335	64.25	9.903	16:17:36.879
2 -	1:45.738	53.565	2:39.303	67.09	2.871	16:20:16.182
3 -	1:45.421	52.541	2:37.962 (2)	67.66	1.530	16:22:54.144
4 -	1:45.459	53.035	2:38.494 (3)	67.43	2.062	16:25:32.638
5 -	<b>1:44.005</b>	<b>52.427</b>	<b>2:36.432 (1)</b>	<b>68.32</b>		<b>16:28:09.070</b>

P22 9 MZ		Gary HOWLETT		MZ TS250 - HS Racing		
IDEAL LAP TIME : 2:33.247		BEST LAP TIME : 2:33.366		DIFFERENCE : 0.119		
LAP	SECTOR 1	SECTOR 2	LAP TIME	MPH	DIFF	TIME OF DAY
1 -		51.175	3:14.038	55.08	40.672	16:18:04.582
2 -	1:42.953	51.462	2:34.415 (3)	69.21	1.049	16:20:38.997
3 -	<b>1:42.615</b>	50.820	2:33.435 (2)	69.65	0.069	16:23:12.432
4 -	1:44.390	50.955	2:35.345	68.80	1.979	16:25:47.777
5 -	1:42.734	<b>50.632</b>	<b>2:33.366 (1)</b>	<b>69.69</b>		<b>16:28:21.143</b>

P23 32 MZ		John ASHMEAD		Mz 250 -		
IDEAL LAP TIME : 2:32.811		BEST LAP TIME : 2:32.811		DIFFERENCE : 0.000		
LAP	SECTOR 1	SECTOR 2	LAP TIME	MPH	DIFF	TIME OF DAY
1 -		51.007	3:14.320	55.00	41.509	16:18:04.864
2 -	1:43.193	51.543	2:34.736 (3)	69.07	1.925	16:20:39.600
3 -	1:43.713	50.574	2:34.287 (2)	69.27	1.476	16:23:13.887
4 -	1:44.396	50.453	2:34.849	69.02	2.038	16:25:48.736
5 -	<b>1:43.021</b>	<b>49.790</b>	<b>2:32.811 (1)</b>	<b>69.94</b>		<b>16:28:21.547</b>

P24 73 S		Jemma HANNAFORD		Kawasaki NINJA 300 -		
IDEAL LAP TIME : 2:40.897		BEST LAP TIME : 2:40.897		DIFFERENCE : 0.000		
LAP	SECTOR 1	SECTOR 2	LAP TIME	MPH	DIFF	TIME OF DAY
1 -		54.149	2:50.023	62.86	9.126	16:17:40.567
2 -	1:47.715	53.881	2:41.596 (2)	66.14	0.699	16:20:22.163
3 -	1:48.956	54.292	2:43.248	65.47	2.351	16:23:05.411
4 -	<b>1:47.154</b>	<b>53.743</b>	<b>2:40.897 (1)</b>	<b>66.42</b>		<b>16:25:46.308</b>
5 -	1:47.330	54.458	2:41.788 (3)	66.06	0.891	16:28:28.096

# BMCRC - MRO Championships 2024 - Rnd 3 @ Snetterton 300

## ACU Team Green Junior Cup & Senior Ninja & BMZRC 250 MZ

### RACE 18 - SECTOR ANALYSIS



SECTOR 1 = FL to I1, SECTOR 2 = I1 to FL, DIFF = Difference To Personal Best Lap, P = Crossed Finish Line in Pit Lane, D = Time Disallowed

P25 56 MZ		Russell TURNER		MZ 250 - TT Racing		
IDEAL LAP TIME : 2:35.404		BEST LAP TIME : 2:35.412		DIFFERENCE : 0.008		
LAP	SECTOR 1	SECTOR 2	LAP TIME	MPH	DIFF	TIME OF DAY
1 -		52.542	3:16.510	54.38	41.098	16:18:07.054
2 -	1:44.585	<b>52.267</b>	2:36.852 (3)	68.14	1.440	16:20:43.906
3 -	<b>1:43.137</b>	52.275	<b>2:35.412 (1)</b>	<b>68.77</b>		<b>16:23:19.318</b>
4 -	1:44.109	52.543	2:36.652 (2)	68.22	1.240	16:25:55.970
5 -	1:43.472	53.616	2:37.088	68.03	1.676	16:28:33.058

P26 26 J		Brooke CHAMPION		Kawasaki 300 NINJA -		
IDEAL LAP TIME : 2:42.059		BEST LAP TIME : 2:42.059		DIFFERENCE : 0.000		
LAP	SECTOR 1	SECTOR 2	LAP TIME	MPH	DIFF	TIME OF DAY
1 -		55.117	2:51.562	62.29	9.503	16:17:42.106
2 -	1:48.089	54.572	2:42.661 (2)	65.70	0.602	16:20:24.767
3 -	<b>1:47.955</b>	<b>54.104</b>	<b>2:42.059 (1)</b>	<b>65.95</b>		<b>16:23:06.826</b>
4 -	1:51.088	54.272	2:45.360	64.63	3.301	16:25:52.186
5 -	1:49.595	54.170	2:43.765 (3)	65.26	1.706	16:28:35.951

P27 166 MZ		Graeme LEWIS		MZ 250 - Morris Racing Lubricants #MRL		
IDEAL LAP TIME : 2:37.124		BEST LAP TIME : 2:37.544		DIFFERENCE : 0.420		
LAP	SECTOR 1	SECTOR 2	LAP TIME	MPH	DIFF	TIME OF DAY
1 -		52.101	3:15.872	54.56	38.328	16:18:06.416
2 -	1:45.799	<b>51.745</b>	<b>2:37.544 (1)</b>	<b>67.84</b>		<b>16:20:43.960</b>
3 -	<b>1:45.379</b>	52.672	2:38.051 (2)	67.62	0.507	16:23:22.011
4 -	1:48.468	52.533	2:41.001 (3)	66.38	3.457	16:26:03.012
5 -	1:49.052	53.057	2:42.109	65.93	4.565	16:28:45.121

P28 52 MZ		Tony PARKER		MZ 250 - Cancer research uk		
IDEAL LAP TIME : 2:46.278		BEST LAP TIME : 2:46.278		DIFFERENCE : 0.000		
LAP	SECTOR 1	SECTOR 2	LAP TIME	MPH	DIFF	TIME OF DAY
1 -		56.590	3:27.100	51.60	40.822	16:18:17.644
2 -	1:54.202	56.950	2:51.152 (2)	62.44	4.874	16:21:08.796
3 -	1:53.627	57.750	2:51.377 (3)	62.36	5.099	16:24:00.173
4 -	<b>1:51.510</b>	<b>54.768</b>	<b>2:46.278 (1)</b>	<b>64.27</b>		<b>16:26:46.451</b>

P29 7 J		Travis ROOKER		Kawasaki NINJA 400 - Swedish car connection		
IDEAL LAP TIME : 2:17.673		BEST LAP TIME : 2:17.922		DIFFERENCE : 0.249		
LAP	SECTOR 1	SECTOR 2	LAP TIME	MPH	DIFF	TIME OF DAY
1 -		46.307	2:25.628	73.39	7.706	16:17:16.172
2 -	1:32.506	<b>45.737</b>	2:18.243 (2)	77.31	0.321	16:19:34.415
3 -	<b>1:31.936</b>	45.986	<b>2:17.922 (1)</b>	<b>77.49</b>		<b>16:21:52.337</b>

P30 94 MZ_R		Gary ADORJAN		MZ 250 - Illuminate Design		
IDEAL LAP TIME :		BEST LAP TIME :		DIFFERENCE :		
LAP	SECTOR 1	SECTOR 2	LAP TIME	MPH	DIFF	TIME OF DAY
1 -		<b>54.941</b>	3:23.469	52.52		16:18:14.013

# BMCRC - MRO Championships 2024 - Rnd 3 @ Snetterton 300

## ACU Team Green Junior Cup & Senior Ninja & BMZRC 250 MZ

### RACE 18 - BEST SECTORS

SECTOR 1			SECTOR 2			IDEAL / BEST COMPARISON						
POS	NO	NAME	TIME	NO	NAME	TIME	POS	NO	NAME	IDEAL	BEST	DIFF
									<b>PERFECT LAP</b>	<b>2:16.525</b>		
1	45	MACKENZIE	1:31.441	1	ATKINSON	45.084	1	45	MACKENZIE	2:16.688	2:16.688	0.000
2	27	BROWN	1:31.759	45	MACKENZIE	45.247	2	27	BROWN	2:17.146	2:17.325	0.179
3	2	WATT	1:31.853	81	SIMS	45.287	3	2	WATT	2:17.157	2:17.157	0.000
4	7	ROOKER	1:31.936	2	WATT	45.304	4	1	ATKINSON	2:17.250	2:17.316	0.066
5	0	McMULLAN	1:31.991	76	WILKINSON	45.375	5	76	WILKINSON	2:17.388	2:17.388	0.000
6	76	WILKINSON	1:32.013	27	BROWN	45.387	6	81	SIMS	2:17.476	2:17.753	0.277
7	1	ATKINSON	1:32.166	0	McMULLAN	45.552	7	0	McMULLAN	2:17.543	2:17.894	0.351
8	81	SIMS	1:32.189	7	ROOKER	45.737	8	7	ROOKER	2:17.673	2:17.922	0.249
9	175	GREASLEY	1:33.004	175	GREASLEY	45.891	9	175	GREASLEY	2:18.895	2:18.895	0.000
10	43	SWARBRICK	1:35.268	17	BUSA	46.834	10	43	SWARBRICK	2:22.311	2:22.529	0.218
11	17	BUSA	1:35.513	43	SWARBRICK	47.043	11	17	BUSA	2:22.347	2:23.162	0.815
12	565	KERSHAW	1:36.167	565	KERSHAW	47.472	12	565	KERSHAW	2:23.639	2:23.853	0.214
13	85	WALES	1:36.485	85	WALES	47.645	13	85	WALES	2:24.130	2:24.236	0.106
14	75	WOODALL	1:37.041	75	WOODALL	47.850	14	75	WOODALL	2:24.891	2:24.891	0.000
15	95	ROGERS	1:37.421	95	ROGERS	48.053	15	95	ROGERS	2:25.474	2:25.474	0.000
16	69	MANN	1:37.898	69	MANN	48.337	16	69	MANN	2:26.235	2:26.235	0.000
17	13	RYAN	1:38.166	13	RYAN	48.891	17	13	RYAN	2:27.057	2:27.388	0.331
18	6	BUSA	1:38.370	37	LAMACRAFT	48.902	18	6	BUSA	2:27.391	2:27.815	0.424
19	54	SCOTT	1:38.725	6	BUSA	49.021	19	54	SCOTT	2:27.981	2:27.981	0.000
20	37	LAMACRAFT	1:39.460	54	SCOTT	49.256	20	37	LAMACRAFT	2:28.362	2:28.370	0.008
21	66	SMITH	1:40.825	32	ASHMEAD	49.790	21	66	SMITH	2:31.208	2:31.743	0.535
22	9	HOWLETT	1:42.615	66	SMITH	50.383	22	32	ASHMEAD	2:32.811	2:32.811	0.000
23	32	ASHMEAD	1:43.021	9	HOWLETT	50.632	23	9	HOWLETT	2:33.247	2:33.366	0.119
24	56	TURNER	1:43.137	166	LEWIS	51.745	24	56	TURNER	2:35.404	2:35.412	0.008
25	4	FRANKLIN	1:44.005	56	TURNER	52.267	25	4	FRANKLIN	2:36.432	2:36.432	0.000
26	166	LEWIS	1:45.379	4	FRANKLIN	52.427	26	166	LEWIS	2:37.124	2:37.544	0.420
27	73	HANNAFORD	1:47.154	73	HANNAFORD	53.743	27	73	HANNAFORD	2:40.897	2:40.897	0.000
28	26	CHAMPION	1:47.955	26	CHAMPION	54.104	28	26	CHAMPION	2:42.059	2:42.059	0.000
29	52	PARKER	1:51.510	52	PARKER	54.768	29	52	PARKER	2:46.278	2:46.278	0.000
30				94	ADORJAN	54.941	30	94	ADORJAN			

**BMCRC - MRO Championships 2024 - Rnd 3 @ Snetterton 300**  
**ACU Team Green Junior Cup & Senior Ninja & BMZRC 250 MZ**  
**RACE 18 - STATISTICS**

**Competitors Started** 30  
**Planned Start** 2024-05-05 @ 16:05:00.000  
**Actual Start** 2024-05-05 @ 16:14:50.543  
**Finish Time** 2024-05-05 @ 16:26:26.478  
**Track Length** 2.9689mi.  
**Total Laps** 143  
**Total Distance Covered** 424.5543mi.

**Session Fastest Lap History**

NO	CL	NAME	LAP TIME	TIME OF DAY	LAP	VEHICLE
45	J	Marley MACKENZIE	2:16.896	16:19:32.018	2	Kawasaki NINJA
45	J	Marley MACKENZIE	2:16.688	16:26:26.995	5	Kawasaki NINJA

**Session Leader History**

NO	CL	NAME	FROM LAP	LAPS LED	DISTANCE	VEHICLE
1	S	Phil ATKINSON	1	1	2.96 miles	Kawasaki NINJA 400
45	J	Marley MACKENZIE	2	1	2.96 miles	Kawasaki NINJA
76	J	Luca WILKINSON	3	1	2.96 miles	Kawasaki NINJA400
1	S	Phil ATKINSON	4	2	5.93 miles	Kawasaki NINJA 400

**Flag History**

TYPE	TIME OF DAY
GREEN	16:14:50.543
FINISH	16:26:26.478

**Flag Statistics**

TYPE	COUNT	TOTAL LAPS	TOTAL TIME
Green	1	5	13:57.836
Red	0	0	0.000
Safety Car	0	0	0.000
FCY	0	0	0.000

**BMCRC - MRO Championships 2024 - Rnd 3 @ Snetterton 300**  
**ACU Team Green Junior Cup & Senior Ninja & BMZRC 250 MZ**  
**RACE 18 - STATISTICS**

**CLASS : J**

9 Starters

**Fastest Lap History**

NO	NAME	LAP TIME	TIME OF DAY	LAP	VEHICLE
45	Marley MACKENZIE	2:16.896	16:19:32.018	2	Kawasaki NINJA
45	Marley MACKENZIE	2:16.688	16:26:26.995	5	Kawasaki NINJA

**Leader History**

NO	NAME	FROM LAP	LAPS LED	DISTANCE	VEHICLE
45	Marley MACKENZIE	1	2	5.93 miles	Kawasaki NINJA
76	Luca WILKINSON	3	3	8.90 miles	Kawasaki NINJA400



# BMCRC - MRO Championships 2024 - Rnd 3 @ Snetterton 300

## ACU Team Green Junior Cup & Senior Ninja & BMZRC 250 MZ

### RACE 18 - STATISTICS

**CLASS : S**

8 Starters

#### Fastest Lap History

NO	NAME	LAP TIME	TIME OF DAY	LAP	VEHICLE
1	Phil ATKINSON	2:17.792	16:19:32.051	2	Kawasaki NINJA 400
27	Ben BROWN	2:17.608	16:19:33.834	2	Kawasaki NINJA 400
1	Phil ATKINSON	2:17.316	16:26:26.483	5	Kawasaki NINJA 400

#### Leader History

NO	NAME	FROM LAP	LAPS LED	DISTANCE	VEHICLE
1	Phil ATKINSON	1	2	5.93 miles	Kawasaki NINJA 400
27	Ben BROWN	3	1	2.96 miles	Kawasaki NINJA 400
1	Phil ATKINSON	4	2	5.93 miles	Kawasaki NINJA 400

# BMCRC - MRO Championships 2024 - Rnd 3 @ Snetterton 300

## ACU Team Green Junior Cup & Senior Ninja & BMZRC 250 MZ

### RACE 18 - STATISTICS

CLASS : MZ

11 Starters

#### Fastest Lap History

NO	NAME	LAP TIME	TIME OF DAY	LAP	VEHICLE
565	Louis KERSHAW	2:26.900	16:20:22.916	2	MZ 250
565	Louis KERSHAW	2:26.407	16:22:49.324	3	MZ 250
85	Andrew WALES	2:26.373	16:22:49.502	3	MZ ETZ 250
85	Andrew WALES	2:24.836	16:25:14.339	4	MZ ETZ 250
565	Louis KERSHAW	2:23.853	16:27:38.467	5	MZ 250

#### Leader History

NO	NAME	FROM LAP	LAPS LED	DISTANCE	VEHICLE
85	Andrew WALES	1	1	2.96 miles	MZ ETZ 250
565	Louis KERSHAW	2	2	5.93 miles	MZ 250
85	Andrew WALES	4	1	2.96 miles	MZ ETZ 250
565	Louis KERSHAW	5	1	2.96 miles	MZ 250

# BMCRC - MRO Championships 2024 - Rnd 3 @ Snetterton 300

## ACU Team Green Junior Cup & Senior Ninja & BMZRC 250 MZ

### RACE 18 - STATISTICS

**CLASS : MZ\_R**

2 Starters

#### Fastest Lap History

NO	NAME	LAP TIME	TIME OF DAY	LAP	VEHICLE
37	Harry LAMACRAFT	<b>2:28.370</b>	16:20:26.123	2	MZ ETZ 250

#### Leader History

NO	NAME	FROM LAP	LAPS LED	DISTANCE	VEHICLE
37	Harry LAMACRAFT	1	5	14.84 miles	MZ ETZ 250



# REACTIVE PARTS MRO POWERBIKES / CIGMA RACING MRO CLUBMAN 1000 / TBR PERFORMANCE MRO RETRO 1000s



BMCRC-MRO Championships - Round 3  
Snetterton 300  
4<sup>th</sup> / 5<sup>th</sup> May 2024



Timing & Results Provided by Timing Solutions Ltd

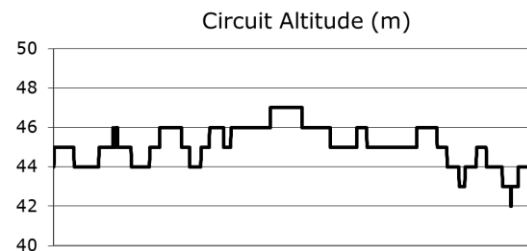
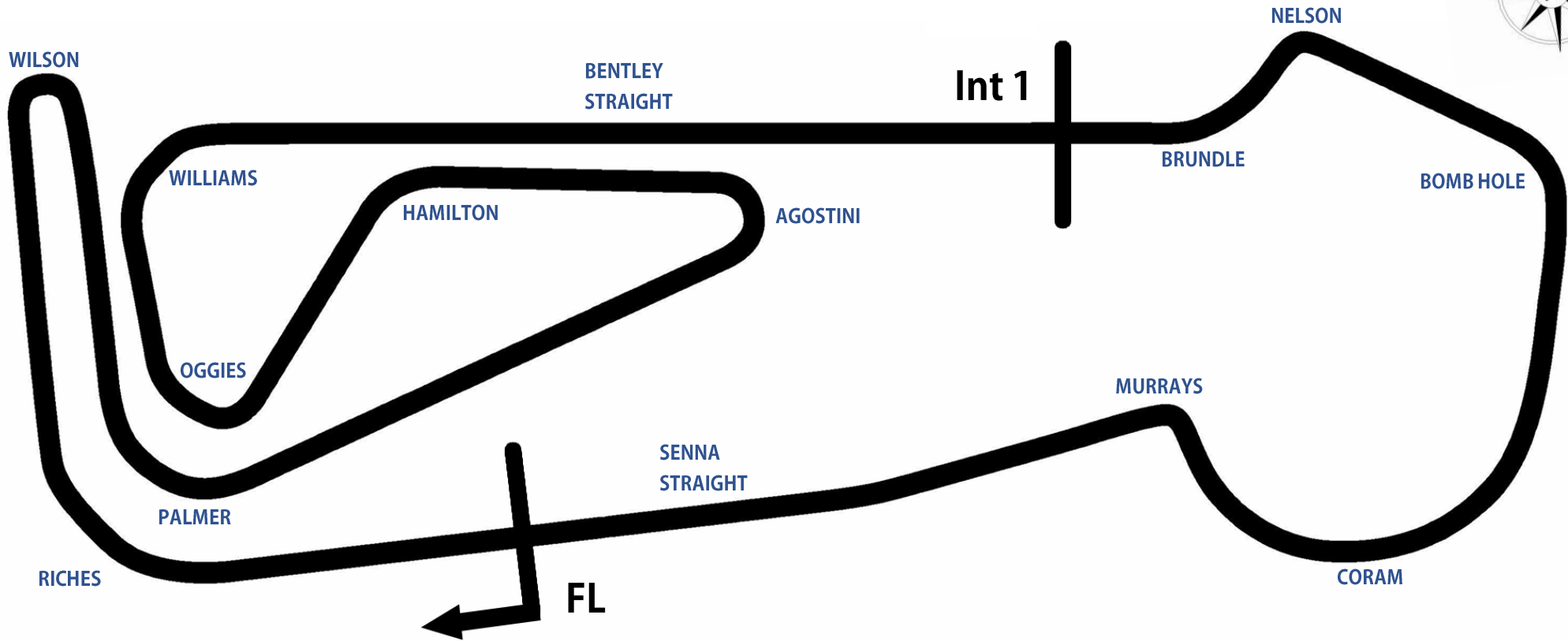
[www.tsl-timing.com](http://www.tsl-timing.com)



Snetterton

# Snetterton 300 Circuit

Norwich, Norfolk, UK



	Length	2.9689 miles   4.778 km   4778.0 m	
FL		52.46340 N	0.94476 E
Int 1	3198m	52.46617 N	0.94964 E
Pit Entry	4572m	52.46364 N	0.94774 E
Pit Exit	40m after FL	52.46338 N	0.94420 E
Pit Entry - Pit Exit	246m, 17.7S @ 50kph, 14.7s @ 60kph		



# BMCRC - MRO Championships 2024 - Rnd 3 @ Snetterton 300

## Reactive Parts MRO Powerbikes inc Clubman 1000 & MRO Retro 1000

### QUALIFYING - CLASSIFICATION

POS	NO	CL	PIC	NAME	ENTRY	TIME	ON	LAPS	GAP	DIFF	MPH
1	26		1	Josh WAINWRIGHT	Honda CBR1000 - JW MOT Centre	1:56.177	3	3			91.99
2	6		2	Sam OSBORNE	Suzuki GSXR1000 - MSG Racing	1:57.929	5	5	1.752	1.752	90.63
3	173		3	Stephen DRAPER	Kawasaki ZX10 -	1:58.910	4	5	2.733	0.981	89.88
4	65		4	Peter BAKER	Kawasaki ZX10R - TJ & Peter Baker M/C. Dodfrey eng	2:00.266	3	5	4.089	1.356	88.87
5	83	C	1	Jason SIGGS	Yamaha R1 -	2:00.399	5	5	4.222	0.133	88.77
6	152		5	Barry MANTELL	Kawaskai ZX10R - Swedish car connection	2:01.475	5	5	5.298	1.076	87.98
7	13	Ret_C	1	Daniel MERCER	Honda CBR1000RR - Merc&Co Racing, Apex2Apex p	2:02.705	4	5	6.528	1.230	87.10
8	188		6	Dawid KRAWIECKI	Yamaha R1 - Code Blue LTD & D A East Electrical	2:02.876	5	5	6.699	0.171	86.98
9	99	Ret_C	2	Steven BUTTERWORTH	Yamaha R1 -	2:03.287	4	5	7.110	0.411	86.69
10	123	C	2	James VINCER	Suzuki GSXR R - John Butcher Bros	2:03.803	4	5	7.626	0.516	86.33
11	818	Ret_N	1	Alex SYMON	Kawasaki ZX10R - MCW	2:03.952	4	5	7.775	0.149	86.22
12	48	C	3	Aaron COLLINS	Bmw S1000RR - Precision installations	2:04.253	4	5	8.076	0.301	86.01
13	333		7	Andrew HOUGHTON	BMW S1000RR - Techoir	2:05.333	4	5	9.156	1.080	85.27
14	34*	C	4	Ben CHEESEMAN	Kawasaki ZX10RR - BCH Services Kent Ltd	2:05.799	4	5	9.622	0.466	84.96
15	78	Ret_C	3	Jamie THOMAS	Suzuki GSXR 1000 - Team RubyRacing	2:06.413	3	5	10.236	0.614	84.54
16	84	C	5	Martyn DELLOW	Suzuki GSXR1000 - Kirdford Shotblasting	2:06.525	4	5	10.348	0.112	84.47
17	23		8	Jason PAES	Aprilia RSV4 - J&R Electrical Ltd	2:06.685	5	5	10.508	0.160	84.36
18	19	Ret_C	4	Tyler DONOVAN	- Tinder Corp	2:09.065	5	5	12.888	2.380	82.81
19	31	Ret_N	2	Oliver MACRAE	Yamaha R1 - Gorilla Racing	2:10.071	3	3	13.894	1.006	82.17
20	175	C	6	Arlindo PESTANA	BMW S1000RR - Pep's racing	2:10.072	2	3	13.895	0.001	82.17
21	96	Ret_C	5	Pete SCOTT	Suzuki GSXR1000K5 - South Hill MOT Centre	2:12.510	4	5	16.333	2.438	80.65
22	7	C	7	Seb JENKINS	Yamaha YZF-R1 - TBR Performance	2:13.089	5	5	16.912	0.579	80.30
23	28	Ret_C	6	Cameron DAVIDSON	Yamaha R1 -	2:13.731	5	5	17.554	0.642	79.92
24	11	Ret_C	7	Roberto Di GREGORIO	Aprilia RSV4 FACTORY - Physio Healthy	2:14.599	4	5	18.422	0.868	79.40
25	274	C	8	Stewart LATIMER	SUZUKI GSXR1000 RR - Fat Bloke Racing RR	2:15.424	3	4	19.247	0.825	78.92
26	66		9	Stephen HARVEY	Kawasaki ZX10 -	2:16.890	3	5	20.713	1.466	78.07
27	888	Ret_C	8	Paul FAGG	Yamaha R1 4C8 - I need a sponsor-	2:46.815	1	1	50.638	29.925	64.07
28	24	C	9	Callum MANLEY	Kawasaki ZX10R - Bec's Sweets			0			
29	163	C	10	Riccardo BIGUZZI	Bmw S1000RR - Riccardo's Travel			0			

#### Comments:

\* No. 34 - Please fit a working transponder

Weather / Track : Cloudy / Dry

Date: 04/05/2024 Start: 11:19 Finish: 11:29

These results are provisional until the conclusion of any judicial and technical matters.

Snetterton 300: 2.9689 miles

Clerk Of Course:	Stewards:	Timekeeper:	
		<i>Craig Smith</i>	

Results can be found at [www.tsl-timing.com](http://www.tsl-timing.com)

Printed - 11:35 Saturday, 04 May 2024



# BMCRC - MRO Championships 2024 - Rnd 3 @ Snetterton 300

## Reactive Parts MRO Powerbikes inc Clubman 1000 & MRO Retro 1000

### QUALIFYING - SECTOR ANALYSIS



SECTOR 1 = FL to I1, SECTOR 2 = I1 to FL, DIFF = Difference To Personal Best Lap, P = Crossed Finish Line in Pit Lane, D = Time Disallowed

P1 26		Josh WAINWRIGHT		Honda CBR1000 - JW MOT Centre			
IDEAL LAP TIME : 1:56.177		BEST LAP TIME : 1:56.177		DIFFERENCE : 0.000			
LAP	SECTOR 1	SECTOR 2	LAP TIME	MPH	DIFF	TIME OF DAY	
1 -	1:29.700	41.204	2:10.904 (3)	81.64	14.727	11:22:08.645	
2 -	1:18.878	39.646	1:58.524 (2)	90.17	2.347	11:24:07.169	
3 -	<b>1:17.348</b>	<b>38.829</b>	<b>1:56.177 (1)</b>	<b>91.99</b>		<b>11:26:03.346</b>	

P2 6		Sam OSBORNE		Suzuki GSXR1000 - MSG Racing			
IDEAL LAP TIME : 1:57.438		BEST LAP TIME : 1:57.929		DIFFERENCE : 0.491			
LAP	SECTOR 1	SECTOR 2	LAP TIME	MPH	DIFF	TIME OF DAY	
1 -	1:25.809	41.155	2:06.964	84.18	9.035	11:22:23.725	
2 -	1:21.462	40.193	2:01.655	87.85	3.726	11:24:25.380	
3 -	1:20.468	39.957	2:00.425 (3)	88.75	2.496	11:26:25.805	
4 -	1:19.014	<b>39.239</b>	1:58.253 (2)	90.38	0.324	11:28:24.058	
5 -	<b>1:18.199</b>	39.730	<b>1:57.929 (1)</b>	<b>90.63</b>		<b>11:30:21.987</b>	

P3 173		Stephen DRAPER		Kawasaki ZX10 -			
IDEAL LAP TIME : 1:58.910		BEST LAP TIME : 1:58.910		DIFFERENCE : 0.000			
LAP	SECTOR 1	SECTOR 2	LAP TIME	MPH	DIFF	TIME OF DAY	
1 -	1:30.508	44.647	2:15.155	79.08	16.245	11:22:17.856	
2 -	1:22.314	42.154	2:04.468	85.87	5.558	11:24:22.324	
3 -	1:20.041	40.633	2:00.674 (3)	88.56	1.764	11:26:22.998	
4 -	<b>1:18.706</b>	<b>40.204</b>	<b>1:58.910 (1)</b>	<b>89.88</b>		<b>11:28:21.908</b>	
5 -	1:19.103	41.404	2:00.507 (2)	88.69	1.597	11:30:22.415	

P4 65		Peter BAKER		Kawasaki ZX10R - TJ & Peter Baker M/C. Dodfrey engineering			
IDEAL LAP TIME : 2:00.122		BEST LAP TIME : 2:00.266		DIFFERENCE : 0.144			
LAP	SECTOR 1	SECTOR 2	LAP TIME	MPH	DIFF	TIME OF DAY	
1 -	1:30.058	41.989	2:12.047	80.94	11.781	11:22:09.609	
2 -	1:20.184	40.838	2:01.022	88.31	0.756	11:24:10.631	
3 -	<b>1:19.758</b>	40.508	<b>2:00.266 (1)</b>	<b>88.87</b>		<b>11:26:10.897</b>	
4 -	1:20.157	<b>40.364</b>	2:00.521 (2)	88.68	0.255	11:28:11.418	
5 -	1:19.841	41.139	2:00.980 (3)	88.34	0.714	11:30:12.398	

P5 83 C		Jason SIGGS		Yamaha R1 -			
IDEAL LAP TIME : 1:59.856		BEST LAP TIME : 2:00.399		DIFFERENCE : 0.543			
LAP	SECTOR 1	SECTOR 2	LAP TIME	MPH	DIFF	TIME OF DAY	
1 -	1:31.500	43.664	2:15.164	79.07	14.765	11:22:16.540	
2 -	1:22.891	<b>40.542</b>	2:03.433	86.59	3.034	11:24:19.973	
3 -	1:19.835	40.701	2:00.536 (2)	88.67	0.137	11:26:20.509	
4 -	1:20.355	40.701	2:01.056 (3)	88.29	0.657	11:28:21.565	
5 -	<b>1:19.314</b>	41.085	<b>2:00.399 (1)</b>	<b>88.77</b>		<b>11:30:21.964</b>	

P6 152		Barry MANTELL		Kawaskai ZX10R - Swedish car connection			
IDEAL LAP TIME : 2:00.540		BEST LAP TIME : 2:01.475		DIFFERENCE : 0.935			
LAP	SECTOR 1	SECTOR 2	LAP TIME	MPH	DIFF	TIME OF DAY	
1 -	1:35.084	43.502	2:18.586	77.12	17.111	11:22:20.505	
2 -	1:25.122	42.420	2:07.542	83.80	6.067	11:24:28.047	
3 -	1:24.793	40.266	2:05.059 (3)	85.46	3.584	11:26:33.106	
4 -	1:21.873	<b>39.930</b>	2:01.803 (2)	87.74	0.328	11:28:34.909	
5 -	<b>1:20.610</b>	40.865	<b>2:01.475 (1)</b>	<b>87.98</b>		<b>11:30:36.384</b>	

# BMCRC - MRO Championships 2024 - Rnd 3 @ Snetterton 300

## Reactive Parts MRO Powerbikes inc Clubman 1000 & MRO Retro 1000

### QUALIFYING - SECTOR ANALYSIS



SECTOR 1 = FL to I1, SECTOR 2 = I1 to FL, DIFF = Difference To Personal Best Lap, P = Crossed Finish Line in Pit Lane, D = Time Disallowed

P7 13 Ret_C Daniel MERCER		Honda CBR1000RR - Merc&Co Racing, Apex2Apex promotions				
IDEAL LAP TIME : 2:02.264		BEST LAP TIME : 2:02.705		DIFFERENCE : 0.441		
LAP	SECTOR 1	SECTOR 2	LAP TIME	MPH	DIFF	TIME OF DAY
1 -	1:29.856	43.179	2:13.035	80.34	10.330	11:22:08.704
2 -	1:23.246	41.380	2:04.626	85.76	1.921	11:24:13.330
3 -	<b>1:21.585</b>	41.143	2:02.728 (2)	87.08	0.023	11:26:16.058
4 -	1:22.026	<b>40.679</b>	<b>2:02.705 (1)</b>	<b>87.10</b>		<b>11:28:18.763</b>
5 -	1:21.954	40.935	2:02.889 (3)	86.97	0.184	11:30:21.652

P8 188 Dawid KRAWIECKI		Yamaha R1 - Code Blue LTD & D A East Electrical				
IDEAL LAP TIME : 2:02.834		BEST LAP TIME : 2:02.876		DIFFERENCE : 0.042		
LAP	SECTOR 1	SECTOR 2	LAP TIME	MPH	DIFF	TIME OF DAY
1 -	1:30.110	42.918	2:13.028	80.34	10.152	11:22:18.269
2 -	1:24.209	43.945	2:08.154 (3)	83.40	5.278	11:24:26.423
3 -	1:40.439	42.786	2:23.225	74.62	20.349	11:26:49.648
4 -	1:24.045	<b>41.152</b>	2:05.197 (2)	85.37	2.321	11:28:54.845
5 -	<b>1:21.682</b>	41.194	<b>2:02.876 (1)</b>	<b>86.98</b>		<b>11:30:57.721</b>

P9 99 Ret_C Steven BUTTERWORTH		Yamaha R1 -				
IDEAL LAP TIME : 2:02.808		BEST LAP TIME : 2:03.287		DIFFERENCE : 0.479		
LAP	SECTOR 1	SECTOR 2	LAP TIME	MPH	DIFF	TIME OF DAY
1 -	1:32.586	43.623	2:16.209	78.46	12.922	11:22:16.498
2 -	1:26.046	41.620	2:07.666	83.71	4.379	11:24:24.164
3 -	1:24.794	<b>40.786</b>	2:05.580 (3)	85.10	2.293	11:26:29.744
4 -	<b>1:22.022</b>	41.265	<b>2:03.287 (1)</b>	<b>86.69</b>		<b>11:28:33.031</b>
5 -	1:22.027	41.285	2:03.312 (2)	86.67	0.025	11:30:36.343

P10 123 C James VINCER		Suzuki GSXR R - John Butcher Bros				
IDEAL LAP TIME : 2:03.702		BEST LAP TIME : 2:03.803		DIFFERENCE : 0.101		
LAP	SECTOR 1	SECTOR 2	LAP TIME	MPH	DIFF	TIME OF DAY
1 -	1:31.154	43.043	2:14.197	79.64	10.394	11:22:12.740
2 -	1:24.837	42.453	2:07.290	83.96	3.487	11:24:20.030
3 -	1:22.667	42.208	2:04.875 (3)	85.59	1.072	11:26:24.905
4 -	1:22.713	<b>41.090</b>	<b>2:03.803 (1)</b>	<b>86.33</b>		<b>11:28:28.708</b>
5 -	<b>1:22.612</b>	41.521	2:04.133 (2)	86.10	0.330	11:30:32.841

P11 818 Ret_N Alex SYMON		Kawasaki ZX10R - MCW				
IDEAL LAP TIME : 2:03.952		BEST LAP TIME : 2:03.952		DIFFERENCE : 0.000		
LAP	SECTOR 1	SECTOR 2	LAP TIME	MPH	DIFF	TIME OF DAY
1 -	1:34.119	44.404	2:18.523	77.15	14.571	11:22:19.264
2 -	1:25.889	42.494	2:08.383	83.25	4.431	11:24:27.647
3 -	1:25.211	41.566	2:06.777 (3)	84.30	2.825	11:26:34.424
4 -	<b>1:23.215</b>	<b>40.737</b>	<b>2:03.952 (1)</b>	<b>86.22</b>		<b>11:28:38.376</b>
5 -	1:23.895	41.672	2:05.567 (2)	85.11	1.615	11:30:43.943

P12 48 C Aaron COLLINS		Bmw S1000RR - Precision installations				
IDEAL LAP TIME : 2:04.253		BEST LAP TIME : 2:04.253		DIFFERENCE : 0.000		
LAP	SECTOR 1	SECTOR 2	LAP TIME	MPH	DIFF	TIME OF DAY
1 -	1:32.281	44.211	2:16.492	78.30	12.239	11:22:14.899
2 -	1:25.138	43.251	2:08.389 (3)	83.24	4.136	11:24:23.288
3 -	1:23.570	41.829	2:05.399 (2)	85.23	1.146	11:26:28.687
4 -	<b>1:22.474</b>	<b>41.779</b>	<b>2:04.253 (1)</b>	<b>86.01</b>		<b>11:28:32.940</b>
5 -	1:22.499	52.432	2:14.931	79.21	10.678	11:30:47.871



# BMCRC - MRO Championships 2024 - Rnd 3 @ Snetterton 300

## Reactive Parts MRO Powerbikes inc Clubman 1000 & MRO Retro 1000

### QUALIFYING - SECTOR ANALYSIS



SECTOR 1 = FL to I1, SECTOR 2 = I1 to FL, DIFF = Difference To Personal Best Lap, P = Crossed Finish Line in Pit Lane, D = Time Disallowed

P13 333		Andrew HOUGHTON		BMW S1000RR - Techoir		
IDEAL LAP TIME : 2:05.333		BEST LAP TIME : 2:05.333		DIFFERENCE : 0.000		
LAP	SECTOR 1	SECTOR 2	LAP TIME	MPH	DIFF	TIME OF DAY
1 -	OUTLAP	45.370	2:19.504	76.61	14.171	11:22:15.567
2 -	1:26.537	43.942	2:10.479	81.91	5.146	11:24:26.046
3 -	1:24.305	42.576	2:06.881 (2)	84.23	1.548	11:26:32.927
4 -	<b>1:23.786</b>	<b>41.547</b>	<b>2:05.333 (1)</b>	<b>85.27</b>		<b>11:28:38.260</b>
5 -	1:24.753	42.657	2:07.410 (3)	83.88	2.077	11:30:45.670

P14 34 C		Ben CHEESEMAN		Kawasaki ZX10RR - BCH Services Kent Ltd		
IDEAL LAP TIME :		BEST LAP TIME : 2:05.799		DIFFERENCE :		
LAP	SECTOR 1	SECTOR 2	LAP TIME	MPH	DIFF	TIME OF DAY
1 -			2:17.524	77.71	11.725	11:22:17.893
2 -			2:09.667 (3)	82.42	3.868	11:24:27.561
3 -			2:15.258	79.01	9.459	11:26:42.819
4 -			<b>2:05.799 (1)</b>	<b>84.96</b>		<b>11:28:48.618</b>
5 -			2:08.448 (2)	83.20	2.649	11:30:57.066

P15 78 Ret_C		Jamie THOMAS		Suzuki GSXR 1000 - Team RubyRacing		
IDEAL LAP TIME : 2:06.270		BEST LAP TIME : 2:06.413		DIFFERENCE : 0.143		
LAP	SECTOR 1	SECTOR 2	LAP TIME	MPH	DIFF	TIME OF DAY
1 -	1:33.283	44.230	2:17.513	77.72	11.100	11:22:20.030
2 -	1:26.622	43.118	2:09.740	82.38	3.327	11:24:29.770
3 -	<b>1:24.291</b>	42.122	<b>2:06.413 (1)</b>	<b>84.54</b>		<b>11:26:36.183</b>
4 -	1:25.227	<b>41.979</b>	2:07.206 (2)	84.02	0.793	11:28:43.389
5 -	1:24.890	42.785	2:07.675 (3)	83.71	1.262	11:30:51.064

P16 84 C		Martyn DELLOW		Suzuki GSXR1000 - Kirdford Shotblasting		
IDEAL LAP TIME : 2:06.062		BEST LAP TIME : 2:06.525		DIFFERENCE : 0.463		
LAP	SECTOR 1	SECTOR 2	LAP TIME	MPH	DIFF	TIME OF DAY
1 -	1:30.843	44.471	2:15.314	78.98	8.789	11:22:15.621
2 -	1:24.780	43.433	2:08.213	83.36	1.688	11:24:23.834
3 -	1:25.635	<b>41.611</b>	2:07.246 (2)	83.99	0.721	11:26:31.080
4 -	<b>1:24.451</b>	42.074	<b>2:06.525 (1)</b>	<b>84.47</b>		<b>11:28:37.605</b>
5 -	1:24.662	42.956	2:07.618 (3)	83.75	1.093	11:30:45.223

P17 23		Jason PAES		Aprilia RSV4 - J&R Electrical Ltd		
IDEAL LAP TIME : 2:06.413		BEST LAP TIME : 2:06.685		DIFFERENCE : 0.272		
LAP	SECTOR 1	SECTOR 2	LAP TIME	MPH	DIFF	TIME OF DAY
1 -	1:33.309	46.707	2:20.016	76.33	13.331	11:22:24.024
2 -	1:25.308	<b>42.228</b>	2:07.536 (3)	83.80	0.851	11:24:31.560
3 -	1:24.932	42.492	2:07.424 (2)	83.87	0.739	11:26:38.984
4 -	<b>1:24.185</b>	44.516	2:08.701	83.04	2.016	11:28:47.685
5 -	1:24.276	42.409	<b>2:06.685 (1)</b>	<b>84.36</b>		<b>11:30:54.370</b>

P18 19 Ret_C		Tyler DONOVAN		- Tinder Corp		
IDEAL LAP TIME : 2:08.489		BEST LAP TIME : 2:09.065		DIFFERENCE : 0.576		
LAP	SECTOR 1	SECTOR 2	LAP TIME	MPH	DIFF	TIME OF DAY
1 -	1:33.460	44.965	2:18.425	77.21	9.360	11:22:26.867
2 -	1:27.025	45.686	2:12.711 (3)	80.53	3.646	11:24:39.578
3 -	1:25.813	<b>43.567</b>	2:09.380 (2)	82.60	0.315	11:26:48.958
4 -	<b>1:24.922</b>	52.295	2:17.217	77.89	8.152	11:29:06.175
5 -	1:25.476	43.589	<b>2:09.065 (1)</b>	<b>82.81</b>		<b>11:31:15.240</b>

# BMCRC - MRO Championships 2024 - Rnd 3 @ Snetterton 300

## Reactive Parts MRO Powerbikes inc Clubman 1000 & MRO Retro 1000

### QUALIFYING - SECTOR ANALYSIS



SECTOR 1 = FL to I1, SECTOR 2 = I1 to FL, DIFF = Difference To Personal Best Lap, P = Crossed Finish Line in Pit Lane, D = Time Disallowed

P19		31 Ret_N		Oliver MACRAE		Yamaha R1 - Gorilla Racing	
IDEAL LAP TIME : 2:09.865		BEST LAP TIME : 2:10.071		DIFFERENCE : 0.206			
LAP	SECTOR 1	SECTOR 2	LAP TIME	MPH	DIFF	TIME OF DAY	
1 -	1:31.667	44.519	2:16.186 (3)	78.48	6.115	11:22:12.473	
2 -	1:27.105	<b>43.350</b>	2:10.455 (2)	81.92	0.384	11:24:22.928	
3 -	<b>1:26.515</b>	43.556	<b>2:10.071 (1)</b>	<b>82.17</b>		<b>11:26:32.999</b>	

P20		175 C		Arlindo PESTANA		BMW S1000RR - Pep's racing	
IDEAL LAP TIME : 2:09.418		BEST LAP TIME : 2:10.072		DIFFERENCE : 0.654			
LAP	SECTOR 1	SECTOR 2	LAP TIME	MPH	DIFF	TIME OF DAY	
1 -	1:34.724	45.634	2:20.358 (3)	76.14	10.286	11:23:03.476	
2 -	1:26.733	<b>43.339</b>	<b>2:10.072 (1)</b>	<b>82.17</b>		<b>11:25:13.548</b>	
3 -	<b>1:26.079</b>	44.624	2:10.703 (2)	81.77	0.631	11:27:24.251	

P21		96 Ret_C		Pete SCOTT		Suzuki GSXR1000K5 - South Hill MOT Centre	
IDEAL LAP TIME : 2:10.604		BEST LAP TIME : 2:12.510		DIFFERENCE : 1.906			
LAP	SECTOR 1	SECTOR 2	LAP TIME	MPH	DIFF	TIME OF DAY	
1 -	1:51.236	47.838	2:39.074	67.18	26.564	11:22:42.875	
2 -	1:29.203	45.394	2:14.597	79.40	2.087	11:24:57.472	
3 -	1:28.639	44.781	2:13.420 (2)	80.10	0.910	11:27:10.892	
4 -	1:28.988	<b>43.522</b>	<b>2:12.510 (1)</b>	<b>80.65</b>		<b>11:29:23.402</b>	
5 -	<b>1:27.082</b>	47.489	2:14.571 (3)	79.42	2.061	11:31:37.973	

P22		7 C		Seb JENKINS		Yamaha YZF-R1 - TBR Performance	
IDEAL LAP TIME : 2:12.866		BEST LAP TIME : 2:13.089		DIFFERENCE : 0.223			
LAP	SECTOR 1	SECTOR 2	LAP TIME	MPH	DIFF	TIME OF DAY	
1 -	1:36.442	47.810	2:24.252	74.09	11.163	11:22:49.220	
2 -	1:32.716	46.595	2:19.311	76.72	6.222	11:25:08.531	
3 -	1:30.563	45.574	2:16.137 (3)	78.50	3.048	11:27:24.668	
4 -	<b>1:28.379</b>	45.234	2:13.613 (2)	79.99	0.524	11:29:38.281	
5 -	1:28.602	<b>44.487</b>	<b>2:13.089 (1)</b>	<b>80.30</b>		<b>11:31:51.370</b>	

P23		28 Ret_C		Cameron DAVIDSON		Yamaha R1 -	
IDEAL LAP TIME : 2:13.731		BEST LAP TIME : 2:13.731		DIFFERENCE : 0.000			
LAP	SECTOR 1	SECTOR 2	LAP TIME	MPH	DIFF	TIME OF DAY	
1 -	1:42.329	48.655	2:30.984	70.78	17.253	11:22:32.754	
2 -	1:36.336	47.001	2:23.337	74.56	9.606	11:24:56.091	
3 -	1:35.733	46.900	2:22.633 (3)	74.93	8.902	11:27:18.724	
4 -	1:30.886	45.395	2:16.281 (2)	78.42	2.550	11:29:35.005	
5 -	<b>1:28.956</b>	<b>44.775</b>	<b>2:13.731 (1)</b>	<b>79.92</b>		<b>11:31:48.736</b>	

P24		11 Ret_C		Roberto Di GREGORIO		Aprilia RSV4 FACTORY - Physio Healthy	
IDEAL LAP TIME : 2:14.316		BEST LAP TIME : 2:14.599		DIFFERENCE : 0.283			
LAP	SECTOR 1	SECTOR 2	LAP TIME	MPH	DIFF	TIME OF DAY	
1 -	1:35.968	47.254	2:23.222	74.62	8.623	11:22:23.111	
2 -	1:30.357	46.475	2:16.832	78.11	2.233	11:24:39.943	
3 -	1:29.831	46.177	2:16.008 (3)	78.58	1.409	11:26:55.951	
4 -	1:29.580	<b>45.019</b>	<b>2:14.599 (1)</b>	<b>79.40</b>		<b>11:29:10.550</b>	
5 -	<b>1:29.297</b>	45.350	2:14.647 (2)	79.37	0.048	11:31:25.197	

P25		274 C		Stewart LATIMER		SUZUKI GSXR1000 RR - Fat Bloke Racing RR	
IDEAL LAP TIME : 2:14.951		BEST LAP TIME : 2:15.424		DIFFERENCE : 0.473			
LAP	SECTOR 1	SECTOR 2	LAP TIME	MPH	DIFF	TIME OF DAY	
1 -	1:39.844	47.529	2:27.373	72.52	11.949	11:22:27.520	
2 -	1:31.029	46.631	2:17.660 (3)	77.64	2.236	11:24:45.180	
3 -	1:30.529	<b>44.895</b>	<b>2:15.424 (1)</b>	<b>78.92</b>		<b>11:27:00.604</b>	
4 -	<b>1:30.056</b>	45.418	2:15.474 (2)	78.89	0.050	11:29:16.078	

# BMCRC - MRO Championships 2024 - Rnd 3 @ Snetterton 300

Reactive Parts MRO Powerbikes inc Clubman 1000 & MRO Retro 1000

## QUALIFYING - SECTOR ANALYSIS



SECTOR 1 = FL to I1, SECTOR 2 = I1 to FL, DIFF = Difference To Personal Best Lap, P = Crossed Finish Line in Pit Lane, D = Time Disallowed

<b>P26 66</b>		<b>Stephen HARVEY</b>		Kawasaki ZX10 -			
IDEAL LAP TIME : 2:16.890		BEST LAP TIME : 2:16.890		DIFFERENCE : 0.000			
LAP	SECTOR 1	SECTOR 2	LAP TIME	MPH	DIFF	TIME OF DAY	
1 -	1:39.558	47.275	2:26.833	72.79	9.943	11:22:34.988	
2 -	1:32.465	46.436	2:18.901 (2)	76.94	2.011	11:24:53.889	
3 -	<b>1:30.941</b>	<b>45.949</b>	<b>2:16.890 (1)</b>	<b>78.07</b>		<b>11:27:10.779</b>	
4 -	1:33.479	46.823	2:20.302	76.17	3.412	11:29:31.081	
5 -	1:31.976	47.205	2:19.181 (3)	76.79	2.291	11:31:50.262	

<b>P27 888 Ret_C</b>		<b>Paul FAGG</b>		Yamaha R1 4C8 - -I need a sponsor-			
IDEAL LAP TIME : 2:41.753		BEST LAP TIME : 2:46.815		DIFFERENCE : 5.062			
LAP	SECTOR 1	SECTOR 2	LAP TIME	MPH	DIFF	TIME OF DAY	
1 -	1:52.328	<b>54.487</b>	<b>2:46.815 (1)</b>	<b>64.07</b>		<b>11:22:53.781</b>	

# BMCRC - MRO Championships 2024 - Rnd 3 @ Snetterton 300

## Reactive Parts MRO Powerbikes inc Clubman 1000 & MRO Retro 1000

### QUALIFYING - BEST SECTORS

SECTOR 1			SECTOR 2			IDEAL / BEST COMPARISON						
POS	NO	NAME	TIME	NO	NAME	TIME	POS	NO	NAME	IDEAL	BEST	DIFF
									<b>PERFECT LAP</b>	<b>1:56.177</b>		
1	26	WAINWRIGHT	1:17.348	26	WAINWRIGHT	38.829	1	26	WAINWRIGHT	1:56.177	1:56.177	0.000
2	6	OSBORNE	1:18.199	6	OSBORNE	39.239	2	6	OSBORNE	1:57.438	1:57.929	0.491
3	173	DRAPER	1:18.706	152	MANTELL	39.930	3	173	DRAPER	1:58.910	1:58.910	0.000
4	83	SIGGS	1:19.314	173	DRAPER	40.204	4	83	SIGGS	1:59.856	2:00.399	0.543
5	65	BAKER	1:19.758	65	BAKER	40.364	5	65	BAKER	2:00.122	2:00.266	0.144
6	152	MANTELL	1:20.610	83	SIGGS	40.542	6	152	MANTELL	2:00.540	2:01.475	0.935
7	13	MERCER	1:21.585	13	MERCER	40.679	7	13	MERCER	2:02.264	2:02.705	0.441
8	188	KRAWIECKI	1:21.682	818	SYMON	40.737	8	99	BUTTERWORTH	2:02.808	2:03.287	0.479
9	99	BUTTERWORTH	1:22.022	99	BUTTERWORTH	40.786	9	188	KRAWIECKI	2:02.834	2:02.876	0.042
10	48	COLLINS	1:22.474	123	VINCER	41.090	10	123	VINCER	2:03.702	2:03.803	0.101
11	123	VINCER	1:22.612	188	KRAWIECKI	41.152	11	818	SYMON	2:03.952	2:03.952	0.000
12	818	SYMON	1:23.215	333	HOUGHTON	41.547	12	48	COLLINS	2:04.253	2:04.253	0.000
13	333	HOUGHTON	1:23.786	84	DELLOW	41.611	13	333	HOUGHTON	2:05.333	2:05.333	0.000
14	23	PAES	1:24.185	48	COLLINS	41.779	14	84	DELLOW	2:06.062	2:06.525	0.463
15	78	THOMAS	1:24.291	78	THOMAS	41.979	15	78	THOMAS	2:06.270	2:06.413	0.143
16	84	DELLOW	1:24.451	23	PAES	42.228	16	23	PAES	2:06.413	2:06.685	0.272
17	19	DONOVAN	1:24.922	175	PESTANA	43.339	17	19	DONOVAN	2:08.489	2:09.065	0.576
18	175	PESTANA	1:26.079	31	MACRAE	43.350	18	175	PESTANA	2:09.418	2:10.072	0.654
19	31	MACRAE	1:26.515	96	SCOTT	43.522	19	31	MACRAE	2:09.865	2:10.071	0.206
20	96	SCOTT	1:27.082	19	DONOVAN	43.567	20	96	SCOTT	2:10.604	2:12.510	1.906
21	7	JENKINS	1:28.379	7	JENKINS	44.487	21	7	JENKINS	2:12.866	2:13.089	0.223
22	28	DAVIDSON	1:28.956	28	DAVIDSON	44.775	22	28	DAVIDSON	2:13.731	2:13.731	0.000
23	11	GREGORIO	1:29.297	274	LATIMER	44.895	23	11	GREGORIO	2:14.316	2:14.599	0.283
24	274	LATIMER	1:30.056	11	GREGORIO	45.019	24	274	LATIMER	2:14.951	2:15.424	0.473
25	66	HARVEY	1:30.941	66	HARVEY	45.949	25	66	HARVEY	2:16.890	2:16.890	0.000
26	24	MANLEY	1:31.963	888	FAGG	54.487	26	888	FAGG	2:41.753	2:46.815	5.062
27	888	FAGG	1:47.266				27	34	CHEESEMAN		2:05.799	
28												
29												

# BMCRC - MRO Championships 2024 - Rnd 3 @ Snetterton 300

Reactive Parts MRO Powerbikes inc Clubman 1000 & MRO Retro 1000

## QUALIFYING - STATISTICS

**Competitors Started** 29  
**Planned Start** 2024-05-04 @ 10:44:00.000  
**Actual Start** 2024-05-04 @ 11:19:47.044  
**Finish Time** 2024-05-04 @ 11:29:49.607  
**Track Length** 2.9689mi.  
**Total Laps** 124  
**Total Distance Covered** 368.1450mi.

### Session Fastest Lap History

NO	CL	NAME	LAP TIME	TIME OF DAY	LAP	VEHICLE
26		Josh WAINWRIGHT	<b>2:10.904</b>	11:22:08.662	1	Honda CBR1000
6		Sam OSBORNE	<b>2:06.964</b>	11:22:23.741	1	Suzuki GSXR1000
26		Josh WAINWRIGHT	<b>1:58.524</b>	11:24:07.186	2	Honda CBR1000
26		Josh WAINWRIGHT	<b>1:56.177</b>	11:26:03.364	3	Honda CBR1000

### Flag History

TYPE	TIME OF DAY
GREEN	11:19:47.044
FINISH	11:29:49.607

### Flag Statistics

TYPE	COUNT	TOTAL LAPS	TOTAL TIME
Green	1	5	12:19.417
Red	0	0	0.000
Safety Car	0	0	0.000
FCY	0	0	0.000

# BMCRC - MRO Championships 2024 - Rnd 3 @ Snetterton 300

Reactive Parts MRO Powerbikes inc Clubman 1000 & MRO Retro 1000

## QUALIFYING - STATISTICS

CLASS :

9 Starters

### Fastest Lap History

NO	NAME	LAP TIME	TIME OF DAY	LAP	VEHICLE
26	Josh WAINWRIGHT	<b>2:10.904</b>	11:22:08.662	1	Honda CBR1000
6	Sam OSBORNE	<b>2:06.964</b>	11:22:23.741	1	Suzuki GSXR1000
26	Josh WAINWRIGHT	<b>1:58.524</b>	11:24:07.186	2	Honda CBR1000
26	Josh WAINWRIGHT	<b>1:56.177</b>	11:26:03.364	3	Honda CBR1000

# BMCRC - MRO Championships 2024 - Rnd 3 @ Snetterton 300

Reactive Parts MRO Powerbikes inc Clubman 1000 & MRO Retro 1000

## QUALIFYING - STATISTICS

CLASS : C

10 Starters

### Fastest Lap History

NO	NAME	LAP TIME	TIME OF DAY	LAP	VEHICLE
123	James VINCER	<b>2:14.197</b>	11:22:12.756	1	Suzuki GSXR R
83	Jason SIGGS	<b>2:03.433</b>	11:24:19.995	2	Yamaha R1
83	Jason SIGGS	<b>2:00.536</b>	11:26:20.531	3	Yamaha R1
83	Jason SIGGS	<b>2:00.399</b>	11:30:21.987	5	Yamaha R1

# BMCRC - MRO Championships 2024 - Rnd 3 @ Snetterton 300

Reactive Parts MRO Powerbikes inc Clubman 1000 & MRO Retro 1000

## QUALIFYING - STATISTICS

CLASS : Ret\_C

8 Starters

### Fastest Lap History

NO	NAME	LAP TIME	TIME OF DAY	LAP	VEHICLE
13	Daniel MERCER	<b>2:13.035</b>	11:22:08.704	1	Honda CBR1000RR
13	Daniel MERCER	<b>2:04.626</b>	11:24:13.344	2	Honda CBR1000RR
13	Daniel MERCER	<b>2:02.728</b>	11:26:16.073	3	Honda CBR1000RR
13	Daniel MERCER	<b>2:02.705</b>	11:28:18.779	4	Honda CBR1000RR



# BMCRC - MRO Championships 2024 - Rnd 3 @ Snetterton 300

Reactive Parts MRO Powerbikes inc Clubman 1000 & MRO Retro 1000

## QUALIFYING - STATISTICS

CLASS : Ret\_N

2 Starters

### Fastest Lap History

NO	NAME	LAP TIME	TIME OF DAY	LAP	VEHICLE
31	Oliver MACRAE	<b>2:16.186</b>	11:22:12.479	1	Yamaha R1
31	Oliver MACRAE	<b>2:10.455</b>	11:24:22.933	2	Yamaha R1
818	Alex SYMON	<b>2:08.383</b>	11:24:27.651	2	Kawasaki ZX10R
818	Alex SYMON	<b>2:06.777</b>	11:26:34.429	3	Kawasaki ZX10R
818	Alex SYMON	<b>2:03.952</b>	11:28:38.381	4	Kawasaki ZX10R



# BMCRC - MRO Championships 2024 - Rnd 3 @ Snetterton 300

## Reactive Parts MRO Powerbikes inc Clubman 1000 & MRO Retro 1000

### RACE 9 - GRID (5 Laps)

ROW 11	33	144	Jorge HALLIDAY	32	127	Matthew CHAM	31	10	Ross DUNNING
ROW 10	30	1	Nicky WILSON	29	163	Riccardo BIGUZZI	28	24	Callum MANLEY
ROW 9			2:46.815	27	888	Paul FAGG	26	66	Stephen HARVEY
							25	274	Stewart LATIMER
			2:16.890						2:15.424
ROW 8	24	11	Roberto Di GREGORIO	23	28	Cameron DAVIDSON	22	7	Seb JENKINS
			2:14.599						2:13.731
									2:13.089
ROW 7			2:12.510	21	96	Pete SCOTT	20	175	Arlindo PESTANA
									2:10.072
							19	31	Oliver MACRAE
									2:10.071
ROW 6	18	19	Tyler DONOVAN	17	23	Jason PAES	16	84	Martyn DELLOW
			2:09.065						2:06.685
									2:06.525
ROW 5			2:06.413	15	78	Jamie THOMAS	14	34	Ben CHEESEMAN
									2:05.799
							13	333	Andrew HOUGHTON
									2:05.333
ROW 4	12	48	Aaron COLLINS	11	818	Alex SYMON	10	123	James VINCER
			2:04.253						2:03.952
									2:03.803
ROW 3			2:03.287	9	99	Steven BUTTERWORTH	8	188	Dawid KRAWIECKI
									2:02.876
							7	13	Daniel MERCER
									2:02.705
ROW 2	6	152	Barry MANTELL	5	83	Jason SIGGS	4	65	Peter BAKER
			2:01.475						2:00.399
									2:00.266
ROW 1			1:58.910	3	173	Stephen DRAPER	2	6	Sam OSBORNE
									1:57.929
							1	26	Josh WAINWRIGHT
									1:56.177
									<b>Pole</b>

These results are provisional until the conclusion of any judicial and technical matters.

Snetterton 300: 2.9689 miles

Clerk Of Course:	Stewards:	Timekeeper:	<i>Craig Smith</i>	
------------------	-----------	-------------	--------------------	--

Results can be found at [www.tsl-timing.com](http://www.tsl-timing.com)

Printed - 11:37 Saturday, 04 May 2024





# BMCRC - MRO Championships 2024 - Rnd 3 @ Snetterton 300

## Reactive Parts MRO Powerbikes inc Clubman 1000 & MRO Retro 1000

### RACE 9 - CLASSIFICATION

Race Distance: 5 Laps / 14.84 miles

POS	NO	CL	PIC	NAME	ENTRY	LAPS	TIME	GAP	DIFF	MPH	BEST	ON	GRD	↑↓
1	26		1	Josh WAINWRIGHT	Honda CBR1000 - JW MOT Centre	5	9:50.456			90.50	1:55.074	3	1	0
2	173		2	Stephen DRAPER	Kawasaki ZX10 -	5	9:55.683	5.227	5.227	89.71	1:57.530	3	3	1
3	6		3	Sam OSBORNE	Suzuki GSXR1000 - MSG Racing	5	9:58.600	8.144	2.917	89.27	1:57.662	5	2	-1
4	65		4	Peter BAKER	Kawasaki ZX10R - TJ & Peter Baker M/C. Dodfrey engineerir	5	10:10.490	20.034	11.890	87.53	1:59.378	3	4	0
5	83		5	Jason SIGGS	Yamaha R1 -	5	10:10.833	20.377	0.343	87.48	1:59.073	4	5	0
6	99	Ret_C	1	Steven BUTTERWORTH	Yamaha R1 -	5	10:11.769	21.313	0.936	87.35	1:59.204	5	9	3
7	144		6	Jorge HALLIDAY	Yamaha R1 - Stanford Halliday Racing	5	10:17.066	26.610	5.297	86.60	1:58.607	5	33	26
8	152		7	Barry MANTELL	Kawaskai ZX10R - Swedish car connection	5	10:18.857	28.401	1.791	86.35	2:01.520	5	6	-2
9	188		8	Dawid KRAWIECKI	Yamaha R1 - Code Blue LTD & D A East Electrical	5	10:19.154	28.698	0.297	86.31	2:01.091	5	8	-1
10	818	Ret_N	1	Alex SYMON	Kawasaki ZX10R - MCW	5	10:22.290	31.834	3.136	85.87	2:02.821	5	11	1
11	1		9	Nicky WILSON	Suzuki GSXR 1000 - Demon GP/Haslemere Motorcycles	5	10:26.352	35.896	4.062	85.32	2:00.146	4	30	19
12	123	C	1	James VINCER	Suzuki GSXR R - John Butcher Bros	5	10:31.811	41.355	5.459	84.58	2:03.098	4	10	-2
13	24	C	2	Callum MANLEY	Kawasaki ZX10R - Bec's Sweets	5	10:35.073	44.617	3.262	84.14	2:00.949	5	28	15
14	84	C	3	Martyn DELLOW	Suzuki GSXR1000 - Kirdford Shotblasting	5	10:37.573	47.117	2.500	83.81	2:04.930	3	16	2
15	31	Ret_N	2	Oliver MACRAE	Yamaha R1 - Gorilla Racing	5	10:37.905	47.449	0.332	83.77	2:05.154	5	19	4
16	13	Ret_C	2	Daniel MERCER	Honda CBR1000RR - Merc&Co Racing, Apex2Apex promoti	5	10:38.591	48.135	0.686	83.68	2:05.275	3	7	-9
17	78	Ret_C	3	Jamie THOMAS	Suzuki GSXR 1000 - Team RubyRacing	5	10:44.191	53.735	5.600	82.95	2:07.166	2	15	-2
18	34	C	4	Ben CHEESEMAN	Kawasaki ZX10RR - BCH Services Kent Ltd	5	10:47.096	56.640	2.905	82.58	2:05.502	5	14	-4
19	333		10	Andrew HOUGHTON	BMW S1000RR - Techoir	5	10:48.140	57.684	1.044	82.45	2:04.278	5	13	-6
20	96	Ret_C	4	Pete SCOTT	Suzuki GSXR1000K5 - South Hill MOT Centre	5	10:51.808	1:01.352	3.668	81.98	2:06.584	5	21	1
21	7	C	5	Seb JENKINS	Yamaha YZF-R1 - TBR Performance	5	10:57.872	1:07.416	6.064	81.23	2:06.939	5	22	1
22	163	C	6	Riccardo BIGUZZI	Bmw S1000RR - Riccardo's Travel	5	10:58.468	1:08.012	0.596	81.15	2:07.489	5	29	7
23	23	C	7	Jason PAES	Aprilia RSV4 - J&R Electrical Ltd	5	10:58.832	1:08.376	0.364	81.11	2:07.383	5	17	-6
24	175	C	8	Arlindo PESTANA	BMW S1000RR - Pep's racing	5	10:59.583	1:09.127	0.751	81.02	2:07.478	5	20	-4
25	11	Ret_C	5	Roberto Di GREGORIO	Aprilia RSV4 FACTORY - Physio Healthy	5	11:00.030	1:09.574	0.447	80.96	2:07.498	5	24	-1
26	274	C	9	Stewart LATIMER	SUZUKI GSXR1000 RR - Fat Bloke Racing RR	5	11:28.182	1:37.726	28.152	77.65	2:13.091	5	25	-1
27	66		11	Stephen HARVEY	Kawasaki ZX10 -	5	11:34.956	1:44.500	6.774	76.89	2:15.661	3	26	-1

#### NOT CLASSIFIED

DNF	19*	Ret_C		Tyler DONOVAN	- Tinder Corp	3	6:34.749	2 Laps	2 Laps	81.22	2:05.747	2	18	
DNF	28	Ret_C		Cameron DAVIDSON	Yamaha R1 -	3	7:04.724	2 Laps	29.975	75.49	2:18.889	3	23	

#### NOT STARTED

NS	48	C		Aaron COLLINS	Bmw S1000RR - Precision installations									12
----	----	---	--	---------------	---------------------------------------	--	--	--	--	--	--	--	--	----

#### FASTEST LAP

26				Josh WAINWRIGHT	Honda CBR1000 - JW MOT Centre	3	1:55.074			92.88 mph			149.47 kph
99	Ret_C			Steven BUTTERWORTH	Yamaha R1 -	5	1:59.204			89.66 mph			144.29 kph
24	C			Callum MANLEY	Kawasaki ZX10R - Bec's Sweets	5	2:00.949			88.36 mph			142.21 kph
818	Ret_N			Alex SYMON	Kawasaki ZX10R - MCW	5	2:02.821			87.02 mph			140.04 kph

#### Comments:

\* No. 19 - Please fit a working transponder  
 Class - 92.5% of Race Speed = 83.71 mph  
 Class Ret\_C - 92.5% of Race Speed = 80.79 mph  
 Class Ret\_N - 92.5% of Race Speed = 79.42 mph  
 Class C - 92.5% of Race Speed = 78.23 mph

Weather / Track : Cloudy / Dry

Date: 04/05/2024 Start: 15:30 Finish: 15:40  
Snetterton 300: 2.9689 miles

These results are provisional until the conclusion of any judicial and technical matters.

Clerk Of Course:	Stewards:	Timekeeper:	<i>Craig Smith</i>	
------------------	-----------	-------------	--------------------	--

Results can be found at [www.tsl-timing.com](http://www.tsl-timing.com)

Printed - 15:42 Saturday, 04 May 2024



# BMCRC - MRO Championships 2024 - Rnd 3 @ Snetterton 300

## Reactive Parts MRO Powerbikes inc Clubman 1000 & MRO Retro 1000

### RACE 9 - LAP CHART

LAP 1 @ 15:32:44.183			LAP 2 @ 15:34:41.652			LAP 3 @ 15:36:36.726			LAP 4 @ 15:38:31.992			LAP 5 @ 15:40:30.552		
NO	BEHIND	LAP TIME	NO	BEHIND	LAP TIME	NO	BEHIND	LAP TIME	NO	BEHIND	LAP TIME	NO	BEHIND	LAP TIME
173		2:04.087	26		1:57.129	26		1:55.074	26		1:55.266	26		1:58.560
26	0.340	2:04.427	173	0.800	1:58.269	173	3.256	1:57.530	173	6.159	1:58.169	173	5.227	1:57.628
6	1.825	2:05.912	6	2.827	1:58.471	6	6.223	1:58.470	6	9.042	1:58.085	6	8.144	1:57.662
818	4.274	2:08.361	65	9.815	2:01.864	65	14.119	1:59.378	65	18.531	1:59.678	65	20.034	2:00.063
188	5.372	2:09.459	83	10.833	2:02.794	83	15.173	1:59.414	83	18.980	1:59.073	83	20.377	1:59.957
65	5.420	2:09.507	818	10.886	2:04.081	99	16.135	1:59.995	99	20.669	1:59.800	99	21.313	1:59.204
83	5.508	2:09.595	99	11.214	2:02.964	152	19.171	2:02.383	152	25.441	2:01.536	144	26.610	1:58.607
99	5.719	2:09.806	188	11.336	2:03.433	818	19.249	2:03.437	188	26.167	2:02.008	152	28.401	2:01.520
152	5.855	2:09.942	152	11.862	2:03.476	188	19.425	2:03.163	144	26.563	2:00.735	188	28.698	2:01.091
31	9.422	2:13.509	144	16.179	2:02.653	144	21.094	1:59.989	818	27.573	2:03.590	818	31.834	2:02.821
19	9.550	2:13.637	19	17.828	2:05.747	1	23.042	2:00.157	1	27.922	2:00.146	1	35.896	2:06.534
123	9.885	2:13.972	123	17.938	2:05.522	123	27.741	2:04.877	123	35.573	2:03.098	123	41.355	2:04.342
78	10.713	2:14.800	1	17.959	2:04.254	84	29.688	2:04.930	84	40.006	2:05.584	24	44.617	2:00.949
13	10.775	2:14.862	31	19.299	2:07.346	31	30.273	2:06.048	31	40.855	2:05.848	84	47.117	2:05.671
144	10.995	2:15.082	84	19.832	2:06.239	13	30.472	2:05.275	13	41.058	2:05.852	31	47.449	2:05.154
84	11.062	2:15.149	13	20.271	2:06.965	78	32.851	2:07.515	24	42.228	2:03.197	13	48.135	2:05.637
1	11.174	2:15.261	78	20.410	2:07.166	34	33.396	2:06.714	78	45.127	2:07.542	78	53.735	2:07.168
34	12.603	2:16.690	34	21.756	2:06.622	24	34.297	2:01.740	34	49.698	2:11.568	34	56.640	2:05.502
96	17.061	2:21.148	96	27.473	2:07.881	19	38.119	2:15.365	333	51.966	2:07.805	333	57.684	2:04.278
7	17.397	2:21.484	24	27.631	2:05.747	333	39.427	2:06.817	96	53.328	2:07.656	96	1:01.352	2:06.584
333	17.430	2:21.517	333	27.684	2:07.723	96	40.938	2:08.539	7	59.037	2:08.559	7	1:07.416	2:06.939
23	17.769	2:21.856	163	31.129	2:10.027	163	45.459	2:09.404	163	59.083	2:08.890	163	1:08.012	2:07.489
28	18.152	2:22.239	7	31.190	2:11.262	7	45.744	2:09.628	23	59.553	2:08.596	23	1:08.376	2:07.383
163	18.571	2:22.658	23	31.594	2:11.294	23	46.223	2:09.703	175	1:00.209	2:08.513	175	1:09.127	2:07.478
11	19.026	2:23.113	11	32.584	2:11.027	175	46.962	2:09.240	11	1:00.636	2:08.693	11	1:09.574	2:07.498
175	19.138	2:23.225	175	32.796	2:11.127	11	47.209	2:09.699	274	1:23.195	2:13.322	274	1:37.726	2:13.091
24	19.353	2:23.440	28	44.279	2:23.596	66	1:04.981	2:15.661	66	1:25.674	2:15.959	66	1:44.500	2:17.386
66	23.566	2:27.653	66	44.394	2:18.297	274	1:05.139	2:15.300						
274	24.879	2:28.966	274	44.913	2:17.503	28	1:08.094	2:18.889						

# BMCRC - MRO Championships 2024 - Rnd 3 @ Snetterton 300

## Reactive Parts MRO Powerbikes inc Clubman 1000 & MRO Retro 1000

### RACE 9 - POSITION CHART

No	Name	Lap Pos	Lap				
			1	2	3	4	5
26	WAINWRIGHT	1	173	26	26	26	26
6	OSBORNE	2	26	173	173	173	173
173	DRAPER	3	6	6	6	6	6
65	BAKER	4	818	65	65	65	65
83	SIGGS	5	188	83	83	83	83
152	MANTELL	6	65	818	99	99	99
13	MERCER	7	83	99	152	152	144
188	KRAWIECKI	8	99	188	818	188	152
99	BUTTERWORTH	9	152	152	188	144	188
123	VINCER	10	31	144	144	818	818
818	SYMON	11	19	19	1	1	1
48	COLLINS	12	123	123	123	123	123
333	HOUGHTON	13	78	1	84	84	24
34	CHEESEMAN	14	13	31	31	31	84
78	THOMAS	15	144	84	13	13	31
84	DELLOW	16	84	13	78	24	13
23	PAES	17	1	78	34	78	78
19	DONOVAN	18	34	34	24	34	34
31	MACRAE	19	96	96	19	333	333
175	PESTANA	20	7	24	333	96	96
96	SCOTT	21	333	333	96	7	7
7	JENKINS	22	23	163	163	163	163
28	DAVIDSON	23	28	7	7	23	23
11	GREGORIO	24	163	23	23	175	175
274	LATIMER	25	11	11	175	11	11
66	HARVEY	26	175	175	11	274	274
24	MANLEY	27	24	28	66	66	66
163	BIGUZZI	28	66	66	274		
1	WILSON	29	274	274	28		
144	HALLIDAY	30					

# BMCRC - MRO Championships 2024 - Rnd 3 @ Snetterton 300

## Reactive Parts MRO Powerbikes inc Clubman 1000 & MRO Retro 1000

### RACE 9 - SECTOR ANALYSIS



SECTOR 1 = FL to I1, SECTOR 2 = I1 to FL, DIFF = Difference To Personal Best Lap, P = Crossed Finish Line in Pit Lane, D = Time Disallowed

P1 26		Josh WAINWRIGHT		Honda CBR1000 - JW MOT Centre		
IDEAL LAP TIME : 1:54.971		BEST LAP TIME : 1:55.074		DIFFERENCE : 0.103		
LAP	SECTOR 1	SECTOR 2	LAP TIME	MPH	DIFF	TIME OF DAY
1 -		39.100	2:04.427	85.89	9.353	15:32:44.523
2 -	1:18.438	38.691	1:57.129 (3)	91.25	2.055	15:34:41.652
3 -	<b>1:16.764</b>	38.310	<b>1:55.074 (1)</b>	<b>92.88</b>		<b>15:36:36.726</b>
4 -	1:17.059	<b>38.207</b>	1:55.266 (2)	92.72	0.192	15:38:31.992
5 -	1:18.985	39.575	1:58.560	90.14	3.486	15:40:30.552

P2 173		Stephen DRAPER		Kawasaki ZX10 -		
IDEAL LAP TIME : 1:57.522		BEST LAP TIME : 1:57.530		DIFFERENCE : 0.008		
LAP	SECTOR 1	SECTOR 2	LAP TIME	MPH	DIFF	TIME OF DAY
1 -		39.737	2:04.087	86.13	6.557	15:32:44.183
2 -	1:18.807	39.462	1:58.269	90.37	0.739	15:34:42.452
3 -	1:18.205	<b>39.325</b>	<b>1:57.530 (1)</b>	<b>90.93</b>		<b>15:36:39.982</b>
4 -	1:18.626	39.543	1:58.169 (3)	90.44	0.639	15:38:38.151
5 -	<b>1:18.197</b>	39.431	1:57.628 (2)	90.86	0.098	15:40:35.779

P3 6		Sam OSBORNE		Suzuki GSXR1000 - MSG Racing		
IDEAL LAP TIME : 1:57.463		BEST LAP TIME : 1:57.662		DIFFERENCE : 0.199		
LAP	SECTOR 1	SECTOR 2	LAP TIME	MPH	DIFF	TIME OF DAY
1 -		39.638	2:05.912	84.88	8.250	15:32:46.008
2 -	1:19.109	39.362	1:58.471	90.21	0.809	15:34:44.479
3 -	1:19.373	<b>39.097</b>	1:58.470 (3)	90.21	0.808	15:36:42.949
4 -	1:18.936	39.149	1:58.085 (2)	90.51	0.423	15:38:41.034
5 -	<b>1:18.366</b>	39.296	<b>1:57.662 (1)</b>	<b>90.83</b>		<b>15:40:38.696</b>

P4 65		Peter BAKER		Kawasaki ZX10R - TJ & Peter Baker M/C. Dodfrey engineering		
IDEAL LAP TIME : 1:59.301		BEST LAP TIME : 1:59.378		DIFFERENCE : 0.077		
LAP	SECTOR 1	SECTOR 2	LAP TIME	MPH	DIFF	TIME OF DAY
1 -		40.563	2:09.507	82.52	10.129	15:32:49.603
2 -	1:21.431	40.433	2:01.864	87.70	2.486	15:34:51.467
3 -	1:19.558	<b>39.820</b>	<b>1:59.378 (1)</b>	<b>89.53</b>		<b>15:36:50.845</b>
4 -	<b>1:19.481</b>	40.197	1:59.678 (2)	89.30	0.300	15:38:50.523
5 -	1:19.817	40.246	2:00.063 (3)	89.02	0.685	15:40:50.586

P5 83		Jason SIGGS		Yamaha R1 -		
IDEAL LAP TIME : 1:58.682		BEST LAP TIME : 1:59.073		DIFFERENCE : 0.391		
LAP	SECTOR 1	SECTOR 2	LAP TIME	MPH	DIFF	TIME OF DAY
1 -		40.995	2:09.595	82.47	10.522	15:32:49.691
2 -	1:21.686	41.108	2:02.794	87.04	3.721	15:34:52.485
3 -	1:19.547	<b>39.867</b>	1:59.414 (2)	89.50	0.341	15:36:51.899
4 -	<b>1:18.815</b>	40.258	<b>1:59.073 (1)</b>	<b>89.76</b>		<b>15:38:50.972</b>
5 -	1:19.326	40.631	1:59.957 (3)	89.09	0.884	15:40:50.929

P6 99 Ret_C		Steven BUTTERWORTH		Yamaha R1 -		
IDEAL LAP TIME : 1:59.204		BEST LAP TIME : 1:59.204		DIFFERENCE : 0.000		
LAP	SECTOR 1	SECTOR 2	LAP TIME	MPH	DIFF	TIME OF DAY
1 -		40.663	2:09.806	82.33	10.602	15:32:49.902
2 -	1:22.339	40.625	2:02.964	86.92	3.760	15:34:52.866
3 -	1:20.152	39.843	1:59.995 (3)	89.07	0.791	15:36:52.861
4 -	1:19.848	39.952	1:59.800 (2)	89.21	0.596	15:38:52.661
5 -	<b>1:19.461</b>	<b>39.743</b>	<b>1:59.204 (1)</b>	<b>89.66</b>		<b>15:40:51.865</b>

# BMCRC - MRO Championships 2024 - Rnd 3 @ Snetterton 300

## Reactive Parts MRO Powerbikes inc Clubman 1000 & MRO Retro 1000

### RACE 9 - SECTOR ANALYSIS



SECTOR 1 = FL to I1, SECTOR 2 = I1 to FL, DIFF = Difference To Personal Best Lap, P = Crossed Finish Line in Pit Lane, D = Time Disallowed

P7 144		Jorge HALLIDAY		Yamaha R1 - Stanford Halliday Racing		
IDEAL LAP TIME : 1:58.607		BEST LAP TIME : 1:58.607		DIFFERENCE : 0.000		
LAP	SECTOR 1	SECTOR 2	LAP TIME	MPH	DIFF	TIME OF DAY
1 -		42.083	2:15.082	79.12	16.475	15:32:55.178
2 -	1:22.251	40.402	2:02.653	87.14	4.046	15:34:57.831
3 -	1:19.791	40.198	1:59.989 (2)	89.07	1.382	15:36:57.820
4 -	1:20.847	39.888	2:00.735 (3)	88.52	2.128	15:38:58.555
5 -	<b>1:19.055</b>	<b>39.552</b>	<b>1:58.607 (1)</b>	<b>90.11</b>		<b>15:40:57.162</b>

P8 152		Barry MANTELL		Kawasaki ZX10R - Swedish car connection		
IDEAL LAP TIME : 2:01.130		BEST LAP TIME : 2:01.520		DIFFERENCE : 0.390		
LAP	SECTOR 1	SECTOR 2	LAP TIME	MPH	DIFF	TIME OF DAY
1 -		40.251	2:09.942	82.25	8.422	15:32:50.038
2 -	1:22.330	41.146	2:03.476	86.55	1.956	15:34:53.514
3 -	1:21.789	40.594	2:02.383 (3)	87.33	0.863	15:36:55.897
4 -	<b>1:20.900</b>	40.636	2:01.536 (2)	87.94	0.016	15:38:57.433
5 -	1:21.290	<b>40.230</b>	<b>2:01.520 (1)</b>	<b>87.95</b>		<b>15:40:58.953</b>

P9 188		Dawid KRAWIECKI		Yamaha R1 - Code Blue LTD & D A East Electrical		
IDEAL LAP TIME : 2:00.543		BEST LAP TIME : 2:01.091		DIFFERENCE : 0.548		
LAP	SECTOR 1	SECTOR 2	LAP TIME	MPH	DIFF	TIME OF DAY
1 -		41.021	2:09.459	82.55	8.368	15:32:49.555
2 -	1:22.352	41.081	2:03.433	86.59	2.342	15:34:52.988
3 -	1:22.719	40.444	2:03.163 (3)	86.77	2.072	15:36:56.151
4 -	1:22.379	<b>39.629</b>	2:02.008 (2)	87.60	0.917	15:38:58.159
5 -	<b>1:20.914</b>	40.177	<b>2:01.091 (1)</b>	<b>88.26</b>		<b>15:40:59.250</b>

P10 818 Ret_N		Alex SYMON		Kawasaki ZX10R - MCW		
IDEAL LAP TIME : 2:02.179		BEST LAP TIME : 2:02.821		DIFFERENCE : 0.642		
LAP	SECTOR 1	SECTOR 2	LAP TIME	MPH	DIFF	TIME OF DAY
1 -		<b>40.241</b>	2:08.361	83.26	5.540	15:32:48.457
2 -	1:22.575	41.506	2:04.081	86.13	1.260	15:34:52.538
3 -	1:22.407	41.030	2:03.437 (2)	86.58	0.616	15:36:55.975
4 -	1:22.587	41.003	2:03.590 (3)	86.48	0.769	15:38:59.565
5 -	<b>1:21.938</b>	40.883	<b>2:02.821 (1)</b>	<b>87.02</b>		<b>15:41:02.386</b>

P11 1		Nicky WILSON		Suzuki GSXR 1000 - Demon GP/Haslemere Motorcycles		
IDEAL LAP TIME : 1:59.085		BEST LAP TIME : 2:00.146		DIFFERENCE : 1.061		
LAP	SECTOR 1	SECTOR 2	LAP TIME	MPH	DIFF	TIME OF DAY
1 -		41.491	2:15.261	79.01	15.115	15:32:55.357
2 -	1:23.329	40.925	2:04.254 (3)	86.01	4.108	15:34:59.611
3 -	1:20.400	<b>39.757</b>	2:00.157 (2)	88.95	0.011	15:36:59.768
4 -	<b>1:19.328</b>	40.818	<b>2:00.146 (1)</b>	<b>88.95</b>		<b>15:38:59.914</b>
5 -	1:22.819	43.715	2:06.534	84.46	6.388	15:41:06.448

P12 123 C		James VINCER		Suzuki GSXR R - John Butcher Bros		
IDEAL LAP TIME : 2:03.098		BEST LAP TIME : 2:03.098		DIFFERENCE : 0.000		
LAP	SECTOR 1	SECTOR 2	LAP TIME	MPH	DIFF	TIME OF DAY
1 -		41.979	2:13.972	79.77	10.874	15:32:54.068
2 -	1:24.399	41.123	2:05.522	85.14	2.424	15:34:59.590
3 -	1:23.357	41.520	2:04.877 (3)	85.58	1.779	15:37:04.467
4 -	<b>1:22.026</b>	<b>41.072</b>	<b>2:03.098 (1)</b>	<b>86.82</b>		<b>15:39:07.565</b>
5 -	1:22.298	42.044	2:04.342 (2)	85.95	1.244	15:41:11.907

# BMCRC - MRO Championships 2024 - Rnd 3 @ Snetterton 300

## Reactive Parts MRO Powerbikes inc Clubman 1000 & MRO Retro 1000

### RACE 9 - SECTOR ANALYSIS



SECTOR 1 = FL to I1, SECTOR 2 = I1 to FL, DIFF = Difference To Personal Best Lap, P = Crossed Finish Line in Pit Lane, D = Time Disallowed

P13 24 C		Callum MANLEY		Kawasaki ZX10R - Bec's Sweets		
IDEAL LAP TIME : 2:00.949		BEST LAP TIME : 2:00.949		DIFFERENCE : 0.000		
LAP	SECTOR 1	SECTOR 2	LAP TIME	MPH	DIFF	TIME OF DAY
1 -		41.989	2:23.440	74.51	22.491	15:33:03.536
2 -	1:23.311	42.436	2:05.747	84.99	4.798	15:35:09.283
3 -	1:20.942	40.798	2:01.740 (2)	87.79	0.791	15:37:11.023
4 -	1:22.131	41.066	2:03.197 (3)	86.75	2.248	15:39:14.220
5 -	<b>1:20.354</b>	<b>40.595</b>	<b>2:00.949 (1)</b>	<b>88.36</b>		<b>15:41:15.169</b>

P14 84 C		Martyn DELLOW		Suzuki GSXR1000 - Kirdford Shotblasting		
IDEAL LAP TIME : 2:04.729		BEST LAP TIME : 2:04.930		DIFFERENCE : 0.201		
LAP	SECTOR 1	SECTOR 2	LAP TIME	MPH	DIFF	TIME OF DAY
1 -		41.653	2:15.149	79.08	10.219	15:32:55.245
2 -	1:23.760	42.479	2:06.239	84.66	1.309	15:35:01.484
3 -	1:23.944	<b>40.986</b>	<b>2:04.930 (1)</b>	<b>85.55</b>		<b>15:37:06.414</b>
4 -	<b>1:23.743</b>	41.841	2:05.584 (2)	85.10	0.654	15:39:11.998
5 -	1:24.429	41.242	2:05.671 (3)	85.04	0.741	15:41:17.669

P15 31 Ret_N		Oliver MACRAE		Yamaha R1 - Gorilla Racing		
IDEAL LAP TIME : 2:05.154		BEST LAP TIME : 2:05.154		DIFFERENCE : 0.000		
LAP	SECTOR 1	SECTOR 2	LAP TIME	MPH	DIFF	TIME OF DAY
1 -		41.821	2:13.509	80.05	8.355	15:32:53.605
2 -	1:25.248	42.098	2:07.346	83.92	2.192	15:35:00.951
3 -	1:24.323	41.725	2:06.048 (3)	84.79	0.894	15:37:06.999
4 -	1:24.417	41.431	2:05.848 (2)	84.92	0.694	15:39:12.847
5 -	<b>1:23.829</b>	<b>41.325</b>	<b>2:05.154 (1)</b>	<b>85.39</b>		<b>15:41:18.001</b>

P16 13 Ret_C		Daniel MERCER		Honda CBR1000RR - Merc&Co Racing, Apex2Apex promotions		
IDEAL LAP TIME : 2:05.040		BEST LAP TIME : 2:05.275		DIFFERENCE : 0.235		
LAP	SECTOR 1	SECTOR 2	LAP TIME	MPH	DIFF	TIME OF DAY
1 -		42.435	2:14.862	79.25	9.587	15:32:54.958
2 -	1:25.081	41.884	2:06.965	84.18	1.690	15:35:01.923
3 -	1:23.841	41.434	<b>2:05.275 (1)</b>	<b>85.31</b>		<b>15:37:07.198</b>
4 -	1:24.571	<b>41.281</b>	2:05.852 (3)	84.92	0.577	15:39:13.050
5 -	<b>1:23.759</b>	41.878	2:05.637 (2)	85.07	0.362	15:41:18.687

P17 78 Ret_C		Jamie THOMAS		Suzuki GSXR 1000 - Team RubyRacing		
IDEAL LAP TIME : 2:06.713		BEST LAP TIME : 2:07.166		DIFFERENCE : 0.453		
LAP	SECTOR 1	SECTOR 2	LAP TIME	MPH	DIFF	TIME OF DAY
1 -		42.060	2:14.800	79.28	7.634	15:32:54.896
2 -	<b>1:24.680</b>	42.486	<b>2:07.166 (1)</b>	<b>84.04</b>		<b>15:35:02.062</b>
3 -	1:25.482	<b>42.033</b>	2:07.515 (3)	83.81	0.349	15:37:09.577
4 -	1:25.262	42.280	2:07.542	83.80	0.376	15:39:17.119
5 -	1:24.960	42.208	2:07.168 (2)	84.04	0.002	15:41:24.287

P18 34 C		Ben CHEESEMAN		Kawasaki ZX10RR - BCH Services Kent Ltd		
IDEAL LAP TIME : 2:05.154		BEST LAP TIME : 2:05.502		DIFFERENCE : 0.348		
LAP	SECTOR 1	SECTOR 2	LAP TIME	MPH	DIFF	TIME OF DAY
1 -		42.677	2:16.690	78.19	11.188	15:32:56.786
2 -	1:24.618	42.004	2:06.622 (2)	84.40	1.120	15:35:03.408
3 -	1:24.380	42.334	2:06.714 (3)	84.34	1.212	15:37:10.122
4 -	1:29.778	<b>41.790</b>	2:11.568	81.23	6.066	15:39:21.690
5 -	<b>1:23.364</b>	42.138	<b>2:05.502 (1)</b>	<b>85.16</b>		<b>15:41:27.192</b>



# BMCRC - MRO Championships 2024 - Rnd 3 @ Snetterton 300

## Reactive Parts MRO Powerbikes inc Clubman 1000 & MRO Retro 1000

### RACE 9 - SECTOR ANALYSIS



SECTOR 1 = FL to I1, SECTOR 2 = I1 to FL, DIFF = Difference To Personal Best Lap, P = Crossed Finish Line in Pit Lane, D = Time Disallowed

P19 333		Andrew HOUGHTON		BMW S1000RR - Techoir		
IDEAL LAP TIME : 2:04.278		BEST LAP TIME : 2:04.278		DIFFERENCE : 0.000		
LAP	SECTOR 1	SECTOR 2	LAP TIME	MPH	DIFF	TIME OF DAY
1 -		44.602	2:21.517	75.52	17.239	15:33:01.613
2 -	1:24.790	42.933	2:07.723 (3)	83.68	3.445	15:35:09.336
3 -	1:24.412	42.405	2:06.817 (2)	84.27	2.539	15:37:16.153
4 -	1:24.484	43.321	2:07.805	83.62	3.527	15:39:23.958
5 -	<b>1:22.817</b>	<b>41.461</b>	<b>2:04.278 (1)</b>	<b>86.00</b>		<b>15:41:28.236</b>

P20 96 Ret_C		Pete SCOTT		Suzuki GSXR1000K5 - South Hill MOT Centre		
IDEAL LAP TIME : 2:06.584		BEST LAP TIME : 2:06.584		DIFFERENCE : 0.000		
LAP	SECTOR 1	SECTOR 2	LAP TIME	MPH	DIFF	TIME OF DAY
1 -		44.900	2:21.148	75.72	14.564	15:33:01.244
2 -	1:24.619	43.262	2:07.881 (3)	83.57	1.297	15:35:09.125
3 -	1:24.860	43.679	2:08.539	83.15	1.955	15:37:17.664
4 -	1:24.320	43.336	2:07.656 (2)	83.72	1.072	15:39:25.320
5 -	<b>1:23.390</b>	<b>43.194</b>	<b>2:06.584 (1)</b>	<b>84.43</b>		<b>15:41:31.904</b>

P21 7 C		Seb JENKINS		Yamaha YZF-R1 - TBR Performance		
IDEAL LAP TIME : 2:06.939		BEST LAP TIME : 2:06.939		DIFFERENCE : 0.000		
LAP	SECTOR 1	SECTOR 2	LAP TIME	MPH	DIFF	TIME OF DAY
1 -		44.941	2:21.484	75.54	14.545	15:33:01.580
2 -	1:27.381	43.881	2:11.262	81.42	4.323	15:35:12.842
3 -	1:26.020	43.608	2:09.628 (3)	82.45	2.689	15:37:22.470
4 -	1:25.537	43.022	2:08.559 (2)	83.13	1.620	15:39:31.029
5 -	<b>1:24.614</b>	<b>42.325</b>	<b>2:06.939 (1)</b>	<b>84.19</b>		<b>15:41:37.968</b>

P22 163 C		Riccardo BIGUZZI		Bmw S1000RR - Riccardo's Travel		
IDEAL LAP TIME : 2:07.489		BEST LAP TIME : 2:07.489		DIFFERENCE : 0.000		
LAP	SECTOR 1	SECTOR 2	LAP TIME	MPH	DIFF	TIME OF DAY
1 -		44.944	2:22.658	74.92	15.169	15:33:02.754
2 -	1:26.717	43.310	2:10.027	82.19	2.538	15:35:12.781
3 -	1:25.841	43.563	2:09.404 (3)	82.59	1.915	15:37:22.185
4 -	1:25.539	43.351	2:08.890 (2)	82.92	1.401	15:39:31.075
5 -	<b>1:25.183</b>	<b>42.306</b>	<b>2:07.489 (1)</b>	<b>83.83</b>		<b>15:41:38.564</b>

P23 23 C		Jason PAES		Aprilia RSV4 - J&R Electrical Ltd		
IDEAL LAP TIME : 2:07.383		BEST LAP TIME : 2:07.383		DIFFERENCE : 0.000		
LAP	SECTOR 1	SECTOR 2	LAP TIME	MPH	DIFF	TIME OF DAY
1 -		44.649	2:21.856	75.34	14.473	15:33:01.952
2 -	1:27.410	43.884	2:11.294	81.40	3.911	15:35:13.246
3 -	1:26.330	43.373	2:09.703 (3)	82.40	2.320	15:37:22.949
4 -	1:25.597	42.999	2:08.596 (2)	83.11	1.213	15:39:31.545
5 -	<b>1:25.090</b>	<b>42.293</b>	<b>2:07.383 (1)</b>	<b>83.90</b>		<b>15:41:38.928</b>

P24 175 C		Arlindo PESTANA		BMW S1000RR - Pep's racing		
IDEAL LAP TIME : 2:07.478		BEST LAP TIME : 2:07.478		DIFFERENCE : 0.000		
LAP	SECTOR 1	SECTOR 2	LAP TIME	MPH	DIFF	TIME OF DAY
1 -		43.537	2:23.225	74.62	15.747	15:33:03.321
2 -	1:27.808	43.319	2:11.127	81.50	3.649	15:35:14.448
3 -	1:26.101	43.139	2:09.240 (3)	82.69	1.762	15:37:23.688
4 -	1:25.650	42.863	2:08.513 (2)	83.16	1.035	15:39:32.201
5 -	<b>1:24.898</b>	<b>42.580</b>	<b>2:07.478 (1)</b>	<b>83.84</b>		<b>15:41:39.679</b>

# BMCRC - MRO Championships 2024 - Rnd 3 @ Snetterton 300

## Reactive Parts MRO Powerbikes inc Clubman 1000 & MRO Retro 1000

### RACE 9 - SECTOR ANALYSIS



SECTOR 1 = FL to I1, SECTOR 2 = I1 to FL, DIFF = Difference To Personal Best Lap, P = Crossed Finish Line in Pit Lane, D = Time Disallowed

P25		11 Ret_C		Roberto Di GREGORIO		Aprilia RSV4 FACTORY - Physio Healthy	
IDEAL LAP TIME : 2:07.498		BEST LAP TIME : 2:07.498		DIFFERENCE : 0.000			
LAP	SECTOR 1	SECTOR 2	LAP TIME	MPH	DIFF	TIME OF DAY	
1 -		44.442	2:23.113	74.68	15.615	15:33:03.209	
2 -	1:27.273	43.754	2:11.027	81.57	3.529	15:35:14.236	
3 -	1:25.832	43.867	2:09.699 (3)	82.40	2.201	15:37:23.935	
4 -	1:25.419	43.274	2:08.693 (2)	83.05	1.195	15:39:32.628	
5 -	<b>1:24.903</b>	<b>42.595</b>	<b>2:07.498 (1)</b>	<b>83.82</b>		<b>15:41:40.126</b>	

P26		274 C		Stewart LATIMER		SUZUKI GSXR1000 RR - Fat Bloke Racing RR	
IDEAL LAP TIME : 2:13.001		BEST LAP TIME : 2:13.091		DIFFERENCE : 0.090			
LAP	SECTOR 1	SECTOR 2	LAP TIME	MPH	DIFF	TIME OF DAY	
1 -		47.032	2:28.966	71.74	15.875	15:33:09.062	
2 -	1:31.760	45.743	2:17.503	77.72	4.412	15:35:26.565	
3 -	1:30.150	45.150	2:15.300 (3)	78.99	2.209	15:37:41.865	
4 -	1:29.234	<b>44.088</b>	2:13.322 (2)	80.16	0.231	15:39:55.187	
5 -	<b>1:28.913</b>	44.178	<b>2:13.091 (1)</b>	<b>80.30</b>		<b>15:42:08.278</b>	

P27		66		Stephen HARVEY		Kawasaki ZX10 -	
IDEAL LAP TIME : 2:15.625		BEST LAP TIME : 2:15.661		DIFFERENCE : 0.036			
LAP	SECTOR 1	SECTOR 2	LAP TIME	MPH	DIFF	TIME OF DAY	
1 -		45.808	2:27.653	72.38	11.992	15:33:07.749	
2 -	1:31.605	46.692	2:18.297	77.28	2.636	15:35:26.046	
3 -	<b>1:30.329</b>	45.332	<b>2:15.661 (1)</b>	<b>78.78</b>		<b>15:37:41.707</b>	
4 -	1:30.663	<b>45.296</b>	2:15.959 (2)	78.61	0.298	15:39:57.666	
5 -	1:30.933	46.453	2:17.386 (3)	77.79	1.725	15:42:15.052	

P28		19 Ret_C		Tyler DONOVAN		- Tinder Corp	
IDEAL LAP TIME :		BEST LAP TIME : 2:05.747		DIFFERENCE :			
LAP	SECTOR 1	SECTOR 2	LAP TIME	MPH	DIFF	TIME OF DAY	
1 -			2:13.637	79.97	7.890	15:32:53.733	
2 -			<b>2:05.747 (1)</b>	<b>84.99</b>		<b>15:34:59.480</b>	
3 -			2:15.365 (2)	78.95	9.618	15:37:14.845	

P29		28 Ret_C		Cameron DAVIDSON		Yamaha R1 -	
IDEAL LAP TIME : 2:18.659		BEST LAP TIME : 2:18.889		DIFFERENCE : 0.230			
LAP	SECTOR 1	SECTOR 2	LAP TIME	MPH	DIFF	TIME OF DAY	
1 -		<b>46.268</b>	2:22.239	75.14	3.350	15:33:02.335	
2 -	1:35.640	47.956	2:23.596 (2)	74.43	4.707	15:35:25.931	
3 -	<b>1:32.391</b>	46.498	<b>2:18.889 (1)</b>	<b>76.95</b>		<b>15:37:44.820</b>	

# BMCRC - MRO Championships 2024 - Rnd 3 @ Snetterton 300

## Reactive Parts MRO Powerbikes inc Clubman 1000 & MRO Retro 1000

### RACE 9 - BEST SECTORS

SECTOR 1				SECTOR 2				IDEAL / BEST COMPARISON				
POS	NO	NAME	TIME	NO	NAME	TIME	POS	NO	NAME	IDEAL	BEST	DIFF
									<b>PERFECT LAP</b>	<b>1:54.971</b>		
1	26	WAINWRIGHT	1:16.764	26	WAINWRIGHT	38.207	1	26	WAINWRIGHT	1:54.971	1:55.074	0.103
2	173	DRAPER	1:18.197	6	OSBORNE	39.097	2	6	OSBORNE	1:57.463	1:57.662	0.199
3	6	OSBORNE	1:18.366	173	DRAPER	39.325	3	173	DRAPER	1:57.522	1:57.530	0.008
4	83	SIGGS	1:18.815	144	HALLIDAY	39.552	4	144	HALLIDAY	1:58.607	1:58.607	0.000
5	144	HALLIDAY	1:19.055	188	KRAWIECKI	39.629	5	83	SIGGS	1:58.682	1:59.073	0.391
6	1	WILSON	1:19.328	99	BUTTERWORTH	39.743	6	1	WILSON	1:59.085	2:00.146	1.061
7	99	BUTTERWORTH	1:19.461	1	WILSON	39.757	7	99	BUTTERWORTH	1:59.204	1:59.204	0.000
8	65	BAKER	1:19.481	65	BAKER	39.820	8	65	BAKER	1:59.301	1:59.378	0.077
9	24	MANLEY	1:20.354	83	SIGGS	39.867	9	188	KRAWIECKI	2:00.543	2:01.091	0.548
10	152	MANTELL	1:20.900	152	MANTELL	40.230	10	24	MANLEY	2:00.949	2:00.949	0.000
11	188	KRAWIECKI	1:20.914	818	SYMON	40.241	11	152	MANTELL	2:01.130	2:01.520	0.390
12	818	SYMON	1:21.938	24	MANLEY	40.595	12	818	SYMON	2:02.179	2:02.821	0.642
13	123	VINCER	1:22.026	84	DELLOW	40.986	13	123	VINCER	2:03.098	2:03.098	0.000
14	333	HOUGHTON	1:22.817	123	VINCER	41.072	14	333	HOUGHTON	2:04.278	2:04.278	0.000
15	34	CHEESEMAN	1:23.364	13	MERCER	41.281	15	84	DELLOW	2:04.729	2:04.930	0.201
16	96	SCOTT	1:23.390	31	MACRAE	41.325	16	13	MERCER	2:05.040	2:05.275	0.235
17	84	DELLOW	1:23.743	333	HOUGHTON	41.461	17	31	MACRAE	2:05.154	2:05.154	0.000
18	13	MERCER	1:23.759	34	CHEESEMAN	41.790	18	34	CHEESEMAN	2:05.154	2:05.502	0.348
19	31	MACRAE	1:23.829	78	THOMAS	42.033	19	96	SCOTT	2:06.584	2:06.584	0.000
20	7	JENKINS	1:24.614	23	PAES	42.293	20	78	THOMAS	2:06.713	2:07.166	0.453
21	78	THOMAS	1:24.680	163	BIGUZZI	42.306	21	7	JENKINS	2:06.939	2:06.939	0.000
22	175	PESTANA	1:24.898	7	JENKINS	42.325	22	23	PAES	2:07.383	2:07.383	0.000
23	11	GREGORIO	1:24.903	175	PESTANA	42.580	23	175	PESTANA	2:07.478	2:07.478	0.000
24	23	PAES	1:25.090	11	GREGORIO	42.595	24	163	BIGUZZI	2:07.489	2:07.489	0.000
25	163	BIGUZZI	1:25.183	96	SCOTT	43.194	25	11	GREGORIO	2:07.498	2:07.498	0.000
26	274	LATIMER	1:28.913	274	LATIMER	44.088	26	274	LATIMER	2:13.001	2:13.091	0.090
27	66	HARVEY	1:30.329	66	HARVEY	45.296	27	66	HARVEY	2:15.625	2:15.661	0.036
28	28	DAVIDSON	1:32.391	28	DAVIDSON	46.268	28	28	DAVIDSON	2:18.659	2:18.889	0.230
29							29	19	DONOVAN		2:05.747	

# BMCRC - MRO Championships 2024 - Rnd 3 @ Snetterton 300

Reactive Parts MRO Powerbikes inc Clubman 1000 & MRO Retro 1000

## RACE 9 - STATISTICS

**Competitors Started** 29  
**Planned Start** 2024-05-04 @ 15:10:00.000  
**Actual Start** 2024-05-04 @ 15:30:40.095  
**Finish Time** 2024-05-04 @ 15:40:30.551  
**Track Length** 2.9689mi.  
**Total Laps** 141  
**Total Distance Covered** 418.6165mi.

### Session Fastest Lap History

NO	CL	NAME	LAP TIME	TIME OF DAY	LAP	VEHICLE
26		Josh WAINWRIGHT	<b>1:57.129</b>	15:34:41.669	2	Honda CBR1000
26		Josh WAINWRIGHT	<b>1:55.074</b>	15:36:36.743	3	Honda CBR1000

### Session Leader History

NO	CL	NAME	FROM LAP	LAPS LED	DISTANCE	VEHICLE
173		Stephen DRAPER	1	1	2.96 miles	Kawasaki ZX10
26		Josh WAINWRIGHT	2	4	11.87 miles	Honda CBR1000

### Flag History

TYPE	TIME OF DAY
GREEN	15:30:40.095
FINISH	15:40:30.551

### Flag Statistics

TYPE	COUNT	TOTAL LAPS	TOTAL TIME
Green	1	5	11:42.106
Red	0	0	0.000
Safety Car	0	0	0.000
FCY	0	0	0.000

# BMCRC - MRO Championships 2024 - Rnd 3 @ Snetterton 300

Reactive Parts MRO Powerbikes inc Clubman 1000 & MRO Retro 1000

## RACE 9 - STATISTICS

**CLASS :**

11 Starters

### Fastest Lap History

NO	NAME	LAP TIME	TIME OF DAY	LAP	VEHICLE
26	Josh WAINWRIGHT	1:57.129	15:34:41.669	2	Honda CBR1000
26	Josh WAINWRIGHT	1:55.074	15:36:36.743	3	Honda CBR1000

### Leader History

NO	NAME	FROM LAP	LAPS LED	DISTANCE	VEHICLE
173	Stephen DRAPER	1	1	2.96 miles	Kawasaki ZX10
26	Josh WAINWRIGHT	2	4	11.87 miles	Honda CBR1000

# BMCRC - MRO Championships 2024 - Rnd 3 @ Snetterton 300

Reactive Parts MRO Powerbikes inc Clubman 1000 & MRO Retro 1000

## RACE 9 - STATISTICS

CLASS : C

9 Starters

### Fastest Lap History

NO	NAME	LAP TIME	TIME OF DAY	LAP	VEHICLE
123	James VINCER	2:05.522	15:34:59.605	2	Suzuki GSXR R
123	James VINCER	2:04.877	15:37:04.483	3	Suzuki GSXR R
24	Callum MANLEY	2:01.740	15:37:11.044	3	Kawasaki ZX10R
24	Callum MANLEY	2:00.949	15:41:15.187	5	Kawasaki ZX10R

### Leader History

NO	NAME	FROM LAP	LAPS LED	DISTANCE	VEHICLE
123	James VINCER	1	5	14.84 miles	Suzuki GSXR R

# BMCRC - MRO Championships 2024 - Rnd 3 @ Snetterton 300

Reactive Parts MRO Powerbikes inc Clubman 1000 & MRO Retro 1000

## RACE 9 - STATISTICS

CLASS : Ret\_C

7 Starters

### Fastest Lap History

NO	NAME	LAP TIME	TIME OF DAY	LAP	VEHICLE
99	Steven BUTTERWORTH	2:02.964	15:34:52.880	2	Yamaha R1
99	Steven BUTTERWORTH	1:59.995	15:36:52.877	3	Yamaha R1
99	Steven BUTTERWORTH	1:59.800	15:38:52.677	4	Yamaha R1
99	Steven BUTTERWORTH	1:59.204	15:40:51.879	5	Yamaha R1

### Leader History

NO	NAME	FROM LAP	LAPS LED	DISTANCE	VEHICLE
99	Steven BUTTERWORTH	1	5	14.84 miles	Yamaha R1

# BMCRC - MRO Championships 2024 - Rnd 3 @ Snetterton 300

Reactive Parts MRO Powerbikes inc Clubman 1000 & MRO Retro 1000

## RACE 9 - STATISTICS

CLASS : Ret\_N

2 Starters

### Fastest Lap History

NO	NAME	LAP TIME	TIME OF DAY	LAP	VEHICLE
818	Alex SYMON	2:04.081	15:34:52.538	2	Kawasaki ZX10R
818	Alex SYMON	2:03.437	15:36:55.979	3	Kawasaki ZX10R
818	Alex SYMON	2:02.821	15:41:02.391	5	Kawasaki ZX10R

### Leader History

NO	NAME	FROM LAP	LAPS LED	DISTANCE	VEHICLE
818	Alex SYMON	1	5	14.84 miles	Kawasaki ZX10R





# BMCRC - MRO Championships 2024 - Rnd 3 @ Snetterton 300

## Reactive Parts MRO Powerbikes inc Clubman 1000 & MRO Retro 1000

### RACE 20 - GRID (5 Laps)

ROW 11	33	127	Matthew CHAM	32	10	Ross DUNNING	31	888	Paul FAGG
ROW 10	30	48	Aaron COLLINS	29	28	Cameron DAVIDSON	28	66	Stephen HARVEY
ROW 9	27	274	Stewart LATIMER	26	11	Roberto Di GREGORIO	25	163	Riccardo BIGUZZI
ROW 8	24	175	Arlindo PESTANA	23	23	Jason PAES	22	78	Jamie THOMAS
ROW 7	21	7	Seb JENKINS	20	96	Pete SCOTT	19	19	Tyler DONOVAN
ROW 6	18	34	Ben CHEESEMAN	17	13	Daniel MERCER	16	31	Oliver MACRAE
ROW 5	15	84	Martyn DELLOW	14	333	Andrew HOUGHTON	13	123	James VINCER
ROW 4	12	818	Alex SYMON	11	152	Barry MANTELL	10	188	Dawid KRAWIECKI
ROW 3	9	24	Callum MANLEY	8	1	Nicky WILSON	7	65	Peter BAKER
ROW 2	6	99	Steven BUTTERWORTH	5	83	Jason SIGGS	4	144	Jorge HALLIDAY
ROW 1	3	6	Sam OSBORNE	2	173	Stephen DRAPER	1	26	Josh WAINWRIGHT

**Pole**

These results are provisional until the conclusion of any judicial and technical matters.

Snetterton 300: 2.9689 miles

Clerk Of Course:	Stewards:	Timekeeper:	
		<i>Craig Smith</i>	

Results can be found at [www.tsl-timing.com](http://www.tsl-timing.com)

Printed - 15:44 Saturday, 04 May 2024





# BMCRC - MRO Championships 2024 - Rnd 3 @ Snetterton 300

## Reactive Parts MRO Powerbikes inc Clubman 1000 & MRO Retro 1000

### RACE 20 - CLASSIFICATION

Race Distance: 4 Laps / 11.87 miles

POS	NO	CL	PIC	NAME	ENTRY	LAPS	TIME	GAP	DIFF	MPH	BEST	ON	GRD	↑↓
1	26		1	Josh WAINWRIGHT	Honda CBR1000 - JW MOT Centre	4	7:51.147			90.74	1:56.075	3	1	0
2	173		2	Stephen DRAPER	Kawasaki ZX10 -	4	7:53.122	1.975	1.975	90.36	1:55.425	4	2	0
3	6		3	Sam OSBORNE	Suzuki GSXR1000 - MSG Racing	4	7:55.555	4.408	2.433	89.89	1:56.959	4	3	0
4	1		4	Nicky WILSON	Suzuki GSXR 1000 - Demon GP/Haslemere Motorcycles	4	7:55.708	4.561	0.153	89.87	1:56.928	3	8	4
5	144		5	Jorge HALLIDAY	Yamaha R1 - Stanford Halliday Racing	4	7:56.204	5.057	0.496	89.77	1:56.543	4	4	-1
6	65		6	Peter BAKER	Kawasaki ZX10R - TJ & Peter Baker M/C. Dodfrey engineerir	4	8:00.844	9.697	4.640	88.91	1:57.824	2	7	1
7	99	Ret_C	1	Steven BUTTERWORTH	Yamaha R1 -	4	8:05.587	14.440	4.743	88.04	1:59.471	4	6	-1
8	24	C	1	Callum MANLEY	Kawasaki ZX10R - Bec's Sweets	4	8:12.710	21.563	7.123	86.76	1:58.991	4	9	1
9	188		7	Dawid KRAWIECKI	Yamaha R1 - Code Blue LTD & D A East Electrical	4	8:14.795	23.648	2.085	86.40	2:01.373	2	10	1
10	818	Ret_N	1	Alex SYMON	Kawasaki ZX10R - MCW	4	8:17.387	26.240	2.592	85.95	2:02.460	2	12	2
11	152		8	Barry MANTELL	Kawasaki ZX10R - Swedish car connection	4	8:17.989	26.842	0.602	85.84	2:01.144	2	11	0
12	19	Ret_C	2	Tyler DONOVAN	- Tinder Corp	4	8:18.381	27.234	0.392	85.78	2:02.183	4	19	7
13	123	C	2	James VINCER	Suzuki GSXR R - John Butcher Bros	4	8:18.742	27.595	0.361	85.72	2:02.229	2	13	0
14	13	Ret_C	3	Daniel MERCER	Honda CBR1000RR - Merc&Co Racing, Apex2Apex promoti	4	8:24.770	33.623	6.028	84.69	2:03.012	4	17	3
15	84	C	3	Martyn DELLOW	Suzuki GSXR1000 - Kirdford Shotblasting	4	8:25.878	34.731	1.108	84.51	2:04.309	4	15	0
16	31	Ret_N	2	Oliver MACRAE	Yamaha R1 - Gorilla Racing	4	8:26.041	34.894	0.163	84.48	2:03.722	4	16	0
17	34	C	4	Ben CHEESEMAN	Kawasaki ZX10RR - BCH Services Kent Ltd	4	8:26.369	35.222	0.328	84.42	2:02.871	4	18	1
18	78	Ret_C	4	Jamie THOMAS	Suzuki GSXR 1000 - Team RubyRacing	4	8:30.149	39.002	3.780	83.80	2:04.953	4	22	4
19	48	C	5	Aaron COLLINS	Bmw S1000RR - Precision installations	4	8:32.826	41.679	2.677	83.36	2:02.946	4	30	11
20	7*	C	6	Seb JENKINS	Yamaha YZF-R1 - TBR Performance	4	8:35.146	43.999	2.320	82.99	2:05.312	4	21	1
21	97	Ret_N	3	Alex MANN	Honda CBR600RR - Michael Jones Jeweller, Esprit Group, f	4	8:35.547	44.400	0.401	82.92	2:04.937	4	35	14
22	333		9	Andrew HOUGHTON	BMW S1000RR - Techoir	4	8:41.491	50.344	5.944	81.98	2:05.884	2	14	-8
23	96	Ret_C	5	Pete SCOTT	Suzuki GSXR1000K5 - South Hill MOT Centre	4	8:43.397	52.250	1.906	81.68	2:08.071	4	20	-3
24	175	C	7	Arlindo PESTANA	BMW S1000RR - Pep's racing	4	8:43.771	52.624	0.374	81.62	2:07.678	2	24	0
25	11	Ret_C	6	Roberto Di GREGORIO	Aprilia RSV4 FACTORY - Physio Healthy	4	8:45.925	54.778	2.154	81.28	2:07.422	2	26	1
26	23	C	8	Jason PAES	Aprilia RSV4 - J&R Electrical Ltd	4	8:46.823	55.676	0.898	81.15	2:07.065	4	23	-3
27	163	C	9	Riccardo BIGUZZI	Bmw S1000RR - Riccardo's Travel	4	8:59.615	1:08.468	12.792	79.22	2:11.524	2	25	-2
28	28	Ret_C	7	Cameron DAVIDSON	Yamaha R1 -	4	9:10.767	1:19.620	11.152	77.62	2:14.380	4	29	1
29	274	C	10	Stewart LATIMER	SUZUKI GSXR1000 RR - Fat Bloke Racing RR	4	9:16.660	1:25.513	5.893	76.80	2:16.456	3	27	-2
30	66		10	Stephen HARVEY	Kawasaki ZX10 -	4	9:31.822	1:40.675	15.162	74.76	2:20.092	4	28	-2

#### NOT CLASSIFIED

DNF	102*	Ret_C		James FEARN	Suzuki GSXR1000 - Waiting for sponsorship	1	2:18.806	3 Laps	3 Laps	76.99			34	
-----	------	-------	--	-------------	---	---	----------	--------	--------	-------	--	--	----	--

#### FASTEST LAP

173				Stephen DRAPER	Kawasaki ZX10 -	4	1:55.425			92.59 mph			149.02 kph	
24		C		Callum MANLEY	Kawasaki ZX10R - Bec's Sweets	4	1:58.991			89.82 mph			144.55 kph	
99		Ret_C		Steven BUTTERWORTH	Yamaha R1 -	4	1:59.471			89.46 mph			143.97 kph	
818		Ret_N		Alex SYMON	Kawasaki ZX10R - MCW	2	2:02.460			87.27 mph			140.46 kph	

#### Comments:

\* No. 7 & 102 - Please fit a working transponder  
 Class - 92.5% of Race Speed = 83.93 mph  
 Class Ret\_C - 92.5% of Race Speed = 81.43 mph  
 Class C - 92.5% of Race Speed = 80.25 mph  
 Class Ret\_N - 92.5% of Race Speed = 79.50 mph

Weather / Track : Cloudy / Dry

Date: 05/05/2024 Start: 09:20 Finish: 09:28

These results are provisional until the conclusion of any judicial and technical matters.

Snetterton 300: 2.9689 miles

Clerk Of Course:	Stewards:	Timekeeper:	<i>Craig Smith</i>	
------------------	-----------	-------------	--------------------	--

Results can be found at [www.tsl-timing.com](http://www.tsl-timing.com)

Printed - 09:31 Sunday, 05 May 2024



# BMCRC - MRO Championships 2024 - Rnd 3 @ Snetterton 300

## Reactive Parts MRO Powerbikes inc Clubman 1000 & MRO Retro 1000

### RACE 20 - LAP CHART

LAP 1 @ 09:22:57.876			LAP 2 @ 09:24:54.131			LAP 3 @ 09:26:50.206			LAP 4 @ 09:28:47.678		
NO	BEHIND	LAP TIME	NO	BEHIND	LAP TIME	NO	BEHIND	LAP TIME	NO	BEHIND	LAP TIME
26		2:01.345	26		1:56.255	26		1:56.075	26		1:57.472
173	2.372	2:03.717	6	3.624	1:57.325	173	4.022	1:56.307	173	1.975	1:55.425
6	2.554	2:03.899	173	3.790	1:57.673	1	4.827	1:56.928	6	4.408	1:56.959
144	2.963	2:04.308	1	3.974	1:57.248	6	4.921	1:57.372	1	4.561	1:57.206
1	2.981	2:04.326	144	4.862	1:58.154	144	5.986	1:57.199	144	5.057	1:56.543
65	3.955	2:05.300	65	5.524	1:57.824	65	7.418	1:57.969	65	9.697	1:59.751
99	4.509	2:05.854	99	8.759	2:00.505	99	12.441	1:59.757	99	14.440	1:59.471
188	6.072	2:07.417	188	11.190	2:01.373	188	17.844	2:02.729	24	21.563	1:58.991
818	7.865	2:09.210	818	14.070	2:02.460	24	20.044	2:00.205	188	23.648	2:03.276
19	8.665	2:10.010	19	15.264	2:02.854	818	21.114	2:03.119	818	26.240	2:02.598
123	9.533	2:10.878	123	15.507	2:02.229	152	21.923	2:01.844	152	26.842	2:02.391
24	10.657	2:12.002	24	15.914	2:01.512	19	22.523	2:03.334	19	27.234	2:02.183
84	11.147	2:12.492	152	16.154	2:01.144	123	22.758	2:03.326	123	27.595	2:02.309
152	11.265	2:12.610	84	19.318	2:04.426	84	27.894	2:04.651	13	33.623	2:03.012
31	11.276	2:12.621	13	19.995	2:04.407	13	28.083	2:04.163	84	34.731	2:04.309
13	11.843	2:13.188	31	20.749	2:05.728	31	28.644	2:03.970	31	34.894	2:03.722
78	12.641	2:13.986	34	21.887	2:04.175	34	29.823	2:04.011	34	35.222	2:02.871
34	13.967	2:15.312	78	22.468	2:06.082	78	31.521	2:05.128	78	39.002	2:04.953
7	15.094	2:16.439	7	25.913	2:07.074	7	36.158	2:06.320	48	41.679	2:02.946
96	16.351	2:17.696	48	26.047	2:05.408	48	36.205	2:06.233	7	43.999	2:05.312
23	16.535	2:17.880	97	26.828	2:06.497	97	36.935	2:06.182	97	44.400	2:04.937
97	16.586	2:17.931	96	28.967	2:08.871	96	41.651	2:08.759	333	50.344	2:05.901
48	16.894	2:18.239	23	29.086	2:08.806	11	41.795	2:07.633	96	52.250	2:08.071
102	17.461	2:18.806	175	29.766	2:07.678	175	41.898	2:08.207	175	52.624	2:08.198
175	18.343	2:19.688	11	30.237	2:07.422	333	41.915	2:07.716	11	54.778	2:10.455
11	19.070	2:20.415	333	30.274	2:05.884	23	46.083	2:13.072	23	55.676	2:07.065
333	20.645	2:21.990	163	37.254	2:11.524	163	53.198	2:12.019	163	1:08.468	2:12.742
163	21.985	2:23.330	28	43.584	2:17.250	28	1:02.712	2:15.203	28	1:19.620	2:14.380
28	22.589	2:23.934	274	45.733	2:16.965	274	1:06.114	2:16.456	274	1:25.513	2:16.871
274	25.023	2:26.368	66	53.761	2:20.659	66	1:18.055	2:20.369	66	1:40.675	2:20.092
66	29.357	2:30.702									

# BMCRC - MRO Championships 2024 - Rnd 3 @ Snetterton 300

## Reactive Parts MRO Powerbikes inc Clubman 1000 & MRO Retro 1000

### RACE 20 - POSITION CHART

No	Name	Lap Pos	Lap			
			←	↻	↷	↸
26	WAINWRIGHT	1	26	26	26	26
173	DRAPER	2	173	6	173	173
6	OSBORNE	3	6	173	1	6
144	HALLIDAY	4	144	1	6	1
99	BUTTERWORTH	5	1	144	144	144
65	BAKER	6	65	65	65	65
1	WILSON	7	99	99	99	99
24	MANLEY	8	188	188	188	24
188	KRAWIECKI	9	818	818	24	188
152	MANTELL	10	19	19	818	818
818	SYMON	11	123	123	152	152
123	VINCER	12	24	24	19	19
333	HOUGHTON	13	84	152	123	123
84	DELLOW	14	152	84	84	13
31	MACRAE	15	31	13	13	84
13	MERCER	16	13	31	31	31
34	CHEESEMAN	17	78	34	34	34
19	DONOVAN	18	34	78	78	78
96	SCOTT	19	7	7	7	48
7	JENKINS	20	96	48	48	7
78	THOMAS	21	23	97	97	97
23	PAES	22	97	96	96	333
175	PESTANA	23	48	23	11	96
163	BIGUZZI	24	102	175	175	175
11	GREGORIO	25	175	11	333	11
274	LATIMER	26	11	333	23	23
66	HARVEY	27	333	163	163	163
28	DAVIDSON	28	163	28	28	28
48	COLLINS	29	28	274	274	274
102	FEARN	30	274	66	66	66
97	MANN	31	66			

# BMCRC - MRO Championships 2024 - Rnd 3 @ Snetterton 300

## Reactive Parts MRO Powerbikes inc Clubman 1000 & MRO Retro 1000

### RACE 20 - SECTOR ANALYSIS



SECTOR 1 = FL to I1, SECTOR 2 = I1 to FL, DIFF = Difference To Personal Best Lap, P = Crossed Finish Line in Pit Lane, D = Time Disallowed

P1 26		Josh WAINWRIGHT		Honda CBR1000 - JW MOT Centre		
IDEAL LAP TIME : 1:56.042		BEST LAP TIME : 1:56.075		DIFFERENCE : 0.033		
LAP	SECTOR 1	SECTOR 2	LAP TIME	MPH	DIFF	TIME OF DAY
1 -		<b>38.906</b>	2:01.345	88.07	5.270	09:22:57.876
2 -	1:17.288	38.967	1:56.255 (2)	91.93	0.180	09:24:54.131
3 -	<b>1:17.136</b>	38.939	<b>1:56.075 (1)</b>	<b>92.07</b>		<b>09:26:50.206</b>
4 -	1:17.473	39.999	1:57.472 (3)	90.98	1.397	09:28:47.678

P2 173		Stephen DRAPER		Kawasaki ZX10 -		
IDEAL LAP TIME : 1:55.425		BEST LAP TIME : 1:55.425		DIFFERENCE : 0.000		
LAP	SECTOR 1	SECTOR 2	LAP TIME	MPH	DIFF	TIME OF DAY
1 -		39.869	2:03.717	86.39	8.292	09:23:00.248
2 -	1:18.462	39.211	1:57.673 (3)	90.82	2.248	09:24:57.921
3 -	1:17.719	38.588	1:56.307 (2)	91.89	0.882	09:26:54.228
4 -	<b>1:16.862</b>	<b>38.563</b>	<b>1:55.425 (1)</b>	<b>92.59</b>		<b>09:28:49.653</b>

P3 6		Sam OSBORNE		Suzuki GSXR1000 - MSG Racing		
IDEAL LAP TIME : 1:56.890		BEST LAP TIME : 1:56.959		DIFFERENCE : 0.069		
LAP	SECTOR 1	SECTOR 2	LAP TIME	MPH	DIFF	TIME OF DAY
1 -		39.665	2:03.899	86.26	6.940	09:23:00.430
2 -	1:18.180	<b>39.145</b>	1:57.325 (2)	91.09	0.366	09:24:57.755
3 -	1:18.027	39.345	1:57.372 (3)	91.06	0.413	09:26:55.127
4 -	<b>1:17.745</b>	39.214	<b>1:56.959 (1)</b>	<b>91.38</b>		<b>09:28:52.086</b>

P4 1		Nicky WILSON		Suzuki GSXR 1000 - Demon GP/Haslemere Motorcycles		
IDEAL LAP TIME : 1:56.897		BEST LAP TIME : 1:56.928		DIFFERENCE : 0.031		
LAP	SECTOR 1	SECTOR 2	LAP TIME	MPH	DIFF	TIME OF DAY
1 -		39.511	2:04.326	85.96	7.398	09:23:00.857
2 -	1:18.066	39.182	1:57.248 (3)	91.15	0.320	09:24:58.105
3 -	1:17.768	<b>39.160</b>	<b>1:56.928 (1)</b>	<b>91.40</b>		<b>09:26:55.033</b>
4 -	<b>1:17.737</b>	39.469	1:57.206 (2)	91.19	0.278	09:28:52.239

P5 144		Jorge HALLIDAY		Yamaha R1 - Stanford Halliday Racing		
IDEAL LAP TIME : 1:56.543		BEST LAP TIME : 1:56.543		DIFFERENCE : 0.000		
LAP	SECTOR 1	SECTOR 2	LAP TIME	MPH	DIFF	TIME OF DAY
1 -		39.650	2:04.308	85.98	7.765	09:23:00.839
2 -	1:18.708	39.446	1:58.154 (3)	90.45	1.611	09:24:58.993
3 -	1:17.947	39.252	1:57.199 (2)	91.19	0.656	09:26:56.192
4 -	<b>1:17.300</b>	<b>39.243</b>	<b>1:56.543 (1)</b>	<b>91.70</b>		<b>09:28:52.735</b>

P6 65		Peter BAKER		Kawasaki ZX10R - TJ & Peter Baker M/C. Dodfrey engineering		
IDEAL LAP TIME : 1:57.674		BEST LAP TIME : 1:57.824		DIFFERENCE : 0.150		
LAP	SECTOR 1	SECTOR 2	LAP TIME	MPH	DIFF	TIME OF DAY
1 -		39.469	2:05.300	85.29	7.476	09:23:01.831
2 -	1:18.524	<b>39.300</b>	<b>1:57.824 (1)</b>	<b>90.71</b>		<b>09:24:59.655</b>
3 -	<b>1:18.374</b>	39.595	1:57.969 (2)	90.60	0.145	09:26:57.624
4 -	1:19.746	40.005	1:59.751 (3)	89.25	1.927	09:28:57.375

P7 99 Ret_C		Steven BUTTERWORTH		Yamaha R1 -		
IDEAL LAP TIME : 1:59.471		BEST LAP TIME : 1:59.471		DIFFERENCE : 0.000		
LAP	SECTOR 1	SECTOR 2	LAP TIME	MPH	DIFF	TIME OF DAY
1 -		39.808	2:05.854	84.92	6.383	09:23:02.385
2 -	1:20.662	39.843	2:00.505 (3)	88.69	1.034	09:25:02.890
3 -	1:19.844	39.913	1:59.757 (2)	89.24	0.286	09:27:02.647
4 -	<b>1:19.797</b>	<b>39.674</b>	<b>1:59.471 (1)</b>	<b>89.46</b>		<b>09:29:02.118</b>

# BMCRC - MRO Championships 2024 - Rnd 3 @ Snetterton 300

## Reactive Parts MRO Powerbikes inc Clubman 1000 & MRO Retro 1000

### RACE 20 - SECTOR ANALYSIS



SECTOR 1 = FL to I1, SECTOR 2 = I1 to FL, DIFF = Difference To Personal Best Lap, P = Crossed Finish Line in Pit Lane, D = Time Disallowed

P8 24 C		Callum MANLEY		Kawasaki ZX10R - Bec's Sweets		
IDEAL LAP TIME : 1:58.991		BEST LAP TIME : 1:58.991		DIFFERENCE : 0.000		
LAP	SECTOR 1	SECTOR 2	LAP TIME	MPH	DIFF	TIME OF DAY
1 -		41.450	2:12.002	80.96	13.011	09:23:08.533
2 -	1:20.392	41.120	2:01.512 (3)	87.95	2.521	09:25:10.045
3 -	1:20.262	39.943	2:00.205 (2)	88.91	1.214	09:27:10.250
4 -	<b>1:19.280</b>	<b>39.711</b>	<b>1:58.991 (1)</b>	<b>89.82</b>		<b>09:29:09.241</b>

P9 188		Dawid KRAWIECKI		Yamaha R1 - Code Blue LTD & D A East Electrical		
IDEAL LAP TIME : 2:00.887		BEST LAP TIME : 2:01.373		DIFFERENCE : 0.486		
LAP	SECTOR 1	SECTOR 2	LAP TIME	MPH	DIFF	TIME OF DAY
1 -		<b>40.101</b>	2:07.417	83.88	6.044	09:23:03.948
2 -	<b>1:20.786</b>	40.587	<b>2:01.373 (1)</b>	<b>88.05</b>		<b>09:25:05.321</b>
3 -	1:21.381	41.348	2:02.729 (2)	87.08	1.356	09:27:08.050
4 -	1:22.424	40.852	2:03.276 (3)	86.70	1.903	09:29:11.326

P10 818 Ret_N		Alex SYMON		Kawasaki ZX10R - MCW		
IDEAL LAP TIME : 2:02.460		BEST LAP TIME : 2:02.460		DIFFERENCE : 0.000		
LAP	SECTOR 1	SECTOR 2	LAP TIME	MPH	DIFF	TIME OF DAY
1 -		40.802	2:09.210	82.71	6.750	09:23:05.741
2 -	<b>1:21.908</b>	<b>40.552</b>	<b>2:02.460 (1)</b>	<b>87.27</b>		<b>09:25:08.201</b>
3 -	1:22.518	40.601	2:03.119 (3)	86.81	0.659	09:27:11.320
4 -	1:21.939	40.659	2:02.598 (2)	87.17	0.138	09:29:13.918

P11 152		Barry MANTELL		Kawasaki ZX10R - Swedish car connection		
IDEAL LAP TIME : 2:00.839		BEST LAP TIME : 2:01.144		DIFFERENCE : 0.305		
LAP	SECTOR 1	SECTOR 2	LAP TIME	MPH	DIFF	TIME OF DAY
1 -		41.779	2:12.610	80.59	11.466	09:23:09.141
2 -	<b>1:20.349</b>	40.795	<b>2:01.144 (1)</b>	<b>88.22</b>		<b>09:25:10.285</b>
3 -	1:21.354	<b>40.490</b>	2:01.844 (2)	87.71	0.700	09:27:12.129
4 -	1:21.448	40.943	2:02.391 (3)	87.32	1.247	09:29:14.520

P12 19 Ret_C		Tyler DONOVAN		- Tinder Corp		
IDEAL LAP TIME : 2:02.183		BEST LAP TIME : 2:02.183		DIFFERENCE : 0.000		
LAP	SECTOR 1	SECTOR 2	LAP TIME	MPH	DIFF	TIME OF DAY
1 -		40.744	2:10.010	82.20	7.827	09:23:06.541
2 -	1:21.820	41.034	2:02.854 (2)	86.99	0.671	09:25:09.395
3 -	1:22.256	41.078	2:03.334 (3)	86.65	1.151	09:27:12.729
4 -	<b>1:21.465</b>	<b>40.718</b>	<b>2:02.183 (1)</b>	<b>87.47</b>		<b>09:29:14.912</b>

P13 123 C		James VINCER		Suzuki GSXR R - John Butcher Bros		
IDEAL LAP TIME : 2:01.895		BEST LAP TIME : 2:02.229		DIFFERENCE : 0.334		
LAP	SECTOR 1	SECTOR 2	LAP TIME	MPH	DIFF	TIME OF DAY
1 -		41.131	2:10.878	81.66	8.649	09:23:07.409
2 -	<b>1:21.122</b>	41.107	<b>2:02.229 (1)</b>	<b>87.44</b>		<b>09:25:09.638</b>
3 -	1:22.304	41.022	2:03.326 (3)	86.66	1.097	09:27:12.964
4 -	1:21.536	<b>40.773</b>	2:02.309 (2)	87.38	0.080	09:29:15.273

P14 13 Ret_C		Daniel MERCER		Honda CBR1000RR - Merc&Co Racing, Apex2Apex promotions		
IDEAL LAP TIME : 2:02.435		BEST LAP TIME : 2:03.012		DIFFERENCE : 0.577		
LAP	SECTOR 1	SECTOR 2	LAP TIME	MPH	DIFF	TIME OF DAY
1 -		41.327	2:13.188	80.24	10.176	09:23:09.719
2 -	1:23.803	<b>40.604</b>	2:04.407 (3)	85.91	1.395	09:25:14.126
3 -	1:23.120	41.043	2:04.163 (2)	86.08	1.151	09:27:18.289
4 -	<b>1:21.831</b>	41.181	<b>2:03.012 (1)</b>	<b>86.88</b>		<b>09:29:21.301</b>

# BMCRC - MRO Championships 2024 - Rnd 3 @ Snetterton 300

## Reactive Parts MRO Powerbikes inc Clubman 1000 & MRO Retro 1000

### RACE 20 - SECTOR ANALYSIS



SECTOR 1 = FL to I1, SECTOR 2 = I1 to FL, DIFF = Difference To Personal Best Lap, P = Crossed Finish Line in Pit Lane, D = Time Disallowed

P15 84 C		Martyn DELLOW		Suzuki GSXR1000 - Kirdford Shotblasting		
IDEAL LAP TIME : 2:03.967		BEST LAP TIME : 2:04.309		DIFFERENCE : 0.342		
LAP	SECTOR 1	SECTOR 2	LAP TIME	MPH	DIFF	TIME OF DAY
1 -		41.907	2:12.492	80.66	8.183	09:23:09.023
2 -	1:22.979	41.447	2:04.426 (2)	85.89	0.117	09:25:13.449
3 -	1:23.451	<b>41.200</b>	2:04.651 (3)	85.74	0.342	09:27:18.100
4 -	<b>1:22.767</b>	41.542	<b>2:04.309 (1)</b>	<b>85.97</b>		<b>09:29:22.409</b>

P16 31 Ret_N		Oliver MACRAE		Yamaha R1 - Gorilla Racing		
IDEAL LAP TIME : 2:03.164		BEST LAP TIME : 2:03.722		DIFFERENCE : 0.558		
LAP	SECTOR 1	SECTOR 2	LAP TIME	MPH	DIFF	TIME OF DAY
1 -		42.285	2:12.621	80.59	8.899	09:23:09.152
2 -	1:24.312	41.416	2:05.728 (3)	85.00	2.006	09:25:14.880
3 -	1:23.150	<b>40.820</b>	2:03.970 (2)	86.21	0.248	09:27:18.850
4 -	<b>1:22.344</b>	41.378	<b>2:03.722 (1)</b>	<b>86.38</b>		<b>09:29:22.572</b>

P17 34 C		Ben CHEESEMAN		Kawasaki ZX10RR - BCH Services Kent Ltd		
IDEAL LAP TIME : 2:02.871		BEST LAP TIME : 2:02.871		DIFFERENCE : 0.000		
LAP	SECTOR 1	SECTOR 2	LAP TIME	MPH	DIFF	TIME OF DAY
1 -		42.340	2:15.312	78.98	12.441	09:23:11.843
2 -	1:22.436	41.739	2:04.175 (3)	86.07	1.304	09:25:16.018
3 -	1:22.932	41.079	2:04.011 (2)	86.18	1.140	09:27:20.029
4 -	<b>1:22.085</b>	<b>40.786</b>	<b>2:02.871 (1)</b>	<b>86.98</b>		<b>09:29:22.900</b>

P18 78 Ret_C		Jamie THOMAS		Suzuki GSXR 1000 - Team RubyRacing		
IDEAL LAP TIME : 2:04.535		BEST LAP TIME : 2:04.953		DIFFERENCE : 0.418		
LAP	SECTOR 1	SECTOR 2	LAP TIME	MPH	DIFF	TIME OF DAY
1 -		<b>41.258</b>	2:13.986	79.76	9.033	09:23:10.517
2 -	1:23.526	42.556	2:06.082 (3)	84.77	1.129	09:25:16.599
3 -	1:23.644	41.484	2:05.128 (2)	85.41	0.175	09:27:21.727
4 -	<b>1:23.277</b>	41.676	<b>2:04.953 (1)</b>	<b>85.53</b>		<b>09:29:26.680</b>

P19 48 C		Aaron COLLINS		Bmw S1000RR - Precision installations		
IDEAL LAP TIME : 2:02.946		BEST LAP TIME : 2:02.946		DIFFERENCE : 0.000		
LAP	SECTOR 1	SECTOR 2	LAP TIME	MPH	DIFF	TIME OF DAY
1 -		42.036	2:18.239	77.31	15.293	09:23:14.770
2 -	1:23.236	42.172	2:05.408 (2)	85.22	2.462	09:25:20.178
3 -	1:24.353	41.880	2:06.233 (3)	84.66	3.287	09:27:26.411
4 -	<b>1:21.727</b>	<b>41.219</b>	<b>2:02.946 (1)</b>	<b>86.93</b>		<b>09:29:29.357</b>

P20 7 C		Seb JENKINS		Yamaha YZF-R1 - TBR Performance		
IDEAL LAP TIME :		BEST LAP TIME : 2:05.312		DIFFERENCE :		
LAP	SECTOR 1	SECTOR 2	LAP TIME	MPH	DIFF	TIME OF DAY
1 -			2:16.439	78.33	11.126	09:23:12.970
2 -			2:07.074 (3)	84.10	1.761	09:25:20.044
3 -			2:06.320 (2)	84.61	1.008	09:27:26.364
4 -			<b>2:05.312 (1)</b>	<b>85.29</b>		<b>09:29:31.677</b>

P21 97 Ret_N		Alex MANN		Honda CBR600RR - Michael Jones Jeweller, Esprit Group, Eas		
IDEAL LAP TIME : 2:04.937		BEST LAP TIME : 2:04.937		DIFFERENCE : 0.000		
LAP	SECTOR 1	SECTOR 2	LAP TIME	MPH	DIFF	TIME OF DAY
1 -		42.504	2:17.931	77.48	12.994	09:23:14.462
2 -	1:23.776	42.721	2:06.497 (3)	84.49	1.560	09:25:20.959
3 -	1:24.135	42.047	2:06.182 (2)	84.70	1.245	09:27:27.141
4 -	<b>1:23.383</b>	<b>41.554</b>	<b>2:04.937 (1)</b>	<b>85.54</b>		<b>09:29:32.078</b>

# BMCRC - MRO Championships 2024 - Rnd 3 @ Snetterton 300

## Reactive Parts MRO Powerbikes inc Clubman 1000 & MRO Retro 1000

### RACE 20 - SECTOR ANALYSIS



SECTOR 1 = FL to I1, SECTOR 2 = I1 to FL, DIFF = Difference To Personal Best Lap, P = Crossed Finish Line in Pit Lane, D = Time Disallowed

P22 333		Andrew HOUGHTON		BMW S1000RR - Techoir		
IDEAL LAP TIME : 2:05.187		BEST LAP TIME : 2:05.884		DIFFERENCE : 0.697		
LAP	SECTOR 1	SECTOR 2	LAP TIME	MPH	DIFF	TIME OF DAY
1 -		44.715	2:21.990	75.27	16.106	09:23:18.521
2 -	<b>1:23.610</b>	42.274	<b>2:05.884 (1)</b>	<b>84.90</b>		<b>09:25:24.405</b>
3 -	1:24.890	42.826	2:07.716 (3)	83.68	1.832	09:27:32.121
4 -	1:24.324	<b>41.577</b>	2:05.901 (2)	84.89	0.017	09:29:38.022

P23 96 Ret_C		Pete SCOTT		Suzuki GSXR1000K5 - South Hill MOT Centre		
IDEAL LAP TIME : 2:07.443		BEST LAP TIME : 2:08.071		DIFFERENCE : 0.628		
LAP	SECTOR 1	SECTOR 2	LAP TIME	MPH	DIFF	TIME OF DAY
1 -		44.320	2:17.696	77.62	9.625	09:23:14.227
2 -	1:26.047	<b>42.824</b>	2:08.871 (3)	82.93	0.800	09:25:23.098
3 -	<b>1:24.619</b>	44.140	2:08.759 (2)	83.00	0.688	09:27:31.857
4 -	1:25.033	43.038	<b>2:08.071 (1)</b>	<b>83.45</b>		<b>09:29:39.928</b>

P24 175 C		Arlindo PESTANA		BMW S1000RR - Pep's racing		
IDEAL LAP TIME : 2:07.173		BEST LAP TIME : 2:07.678		DIFFERENCE : 0.505		
LAP	SECTOR 1	SECTOR 2	LAP TIME	MPH	DIFF	TIME OF DAY
1 -		<b>42.636</b>	2:19.688	76.51	12.010	09:23:16.219
2 -	1:25.013	42.665	<b>2:07.678 (1)</b>	<b>83.71</b>		<b>09:25:23.897</b>
3 -	<b>1:24.537</b>	43.670	2:08.207 (3)	83.36	0.529	09:27:32.104
4 -	1:25.271	42.927	2:08.198 (2)	83.37	0.520	09:29:40.302

P25 11 Ret_C		Roberto Di GREGORIO		Aprilia RSV4 FACTORY - Physio Healthy		
IDEAL LAP TIME : 2:07.341		BEST LAP TIME : 2:07.422		DIFFERENCE : 0.081		
LAP	SECTOR 1	SECTOR 2	LAP TIME	MPH	DIFF	TIME OF DAY
1 -		43.101	2:20.415	76.11	12.993	09:23:16.946
2 -	1:24.689	<b>42.733</b>	<b>2:07.422 (1)</b>	<b>83.87</b>		<b>09:25:24.368</b>
3 -	<b>1:24.608</b>	43.025	2:07.633 (2)	83.74	0.211	09:27:32.001
4 -	1:27.436	43.019	2:10.455 (3)	81.92	3.033	09:29:42.456

P26 23 C		Jason PAES		Aprilia RSV4 - J&R Electrical Ltd		
IDEAL LAP TIME : 2:06.370		BEST LAP TIME : 2:07.065		DIFFERENCE : 0.695		
LAP	SECTOR 1	SECTOR 2	LAP TIME	MPH	DIFF	TIME OF DAY
1 -		43.844	2:17.880	77.51	10.815	09:23:14.411
2 -	1:26.070	42.736	2:08.806 (2)	82.97	1.741	09:25:23.217
3 -	<b>1:24.263</b>	48.809	2:13.072 (3)	80.31	6.007	09:27:36.289
4 -	1:24.958	<b>42.107</b>	<b>2:07.065 (1)</b>	<b>84.11</b>		<b>09:29:43.354</b>

P27 163 C		Riccardo BIGUZZI		Bmw S1000RR - Riccardo's Travel		
IDEAL LAP TIME : 2:11.419		BEST LAP TIME : 2:11.524		DIFFERENCE : 0.105		
LAP	SECTOR 1	SECTOR 2	LAP TIME	MPH	DIFF	TIME OF DAY
1 -		<b>44.554</b>	2:23.330	74.56	11.806	09:23:19.861
2 -	<b>1:26.865</b>	44.659	<b>2:11.524 (1)</b>	<b>81.26</b>		<b>09:25:31.385</b>
3 -	1:27.310	44.709	2:12.019 (2)	80.95	0.495	09:27:43.404
4 -	1:27.922	44.820	2:12.742 (3)	80.51	1.218	09:29:56.146

P28 28 Ret_C		Cameron DAVIDSON		Yamaha R1 -		
IDEAL LAP TIME : 2:14.380		BEST LAP TIME : 2:14.380		DIFFERENCE : 0.000		
LAP	SECTOR 1	SECTOR 2	LAP TIME	MPH	DIFF	TIME OF DAY
1 -		47.093	2:23.934	74.25	9.554	09:23:20.465
2 -	1:31.601	45.649	2:17.250 (3)	77.87	2.870	09:25:37.715
3 -	1:29.500	45.703	2:15.203 (2)	79.05	0.823	09:27:52.918
4 -	<b>1:29.473</b>	<b>44.907</b>	<b>2:14.380 (1)</b>	<b>79.53</b>		<b>09:30:07.298</b>



# BMCRC - MRO Championships 2024 - Rnd 3 @ Snetterton 300

Reactive Parts MRO Powerbikes inc Clubman 1000 & MRO Retro 1000

## RACE 20 - SECTOR ANALYSIS



SECTOR 1 = FL to I1, SECTOR 2 = I1 to FL, DIFF = Difference To Personal Best Lap, P = Crossed Finish Line in Pit Lane, D = Time Disallowed

P29 274 C		Stewart LATIMER		SUZUKI GSXR1000 RR - Fat Bloke Racing RR		
IDEAL LAP TIME : 2:16.339		BEST LAP TIME : 2:16.456		DIFFERENCE : 0.117		
LAP	SECTOR 1	SECTOR 2	LAP TIME	MPH	DIFF	TIME OF DAY
1 -		45.847	2:26.368	73.02	9.912	09:23:22.899
2 -	<b>1:31.703</b>	45.262	2:16.965 (3)	78.03	0.509	09:25:39.864
3 -	1:31.820	<b>44.636</b>	<b>2:16.456 (1)</b>	<b>78.32</b>		<b>09:27:56.320</b>
4 -	1:32.096	44.775	2:16.871 (2)	78.08	0.415	09:30:13.191

P30 66		Stephen HARVEY		Kawasaki ZX10 -		
IDEAL LAP TIME : 2:18.806		BEST LAP TIME : 2:20.092		DIFFERENCE : 1.286		
LAP	SECTOR 1	SECTOR 2	LAP TIME	MPH	DIFF	TIME OF DAY
1 -		<b>46.600</b>	2:30.702	70.92	10.610	09:23:27.233
2 -	1:33.535	47.124	2:20.659 (3)	75.98	0.567	09:25:47.892
3 -	1:33.430	46.939	2:20.369 (2)	76.14	0.277	09:28:08.261
4 -	<b>1:32.206</b>	47.886	<b>2:20.092 (1)</b>	<b>76.29</b>		<b>09:30:28.353</b>

P31 102 Ret_C		James FEARN		Suzuki GSXR1000 - Waiting for sponsorship		
IDEAL LAP TIME :		BEST LAP TIME :		DIFFERENCE :		
LAP	SECTOR 1	SECTOR 2	LAP TIME	MPH	DIFF	TIME OF DAY
1 -			2:18.806	76.99		09:23:15.337

# BMCRC - MRO Championships 2024 - Rnd 3 @ Snetterton 300

## Reactive Parts MRO Powerbikes inc Clubman 1000 & MRO Retro 1000

### RACE 20 - BEST SECTORS

SECTOR 1			SECTOR 2			IDEAL / BEST COMPARISON						
POS	NO	NAME	TIME	NO	NAME	TIME	POS	NO	NAME	IDEAL	BEST	DIFF
									<b>PERFECT LAP</b>	<b>1:55.425</b>		
1	173	DRAPER	<b>1:16.862</b>	173	DRAPER	<b>38.563</b>	1	173	DRAPER	1:55.425	1:55.425	<b>0.000</b>
2	26	WAINWRIGHT	<b>1:17.136</b>	26	WAINWRIGHT	<b>38.906</b>	2	26	WAINWRIGHT	1:56.042	1:56.075	<b>0.033</b>
3	144	HALLIDAY	<b>1:17.300</b>	6	OSBORNE	<b>39.145</b>	3	144	HALLIDAY	1:56.543	1:56.543	<b>0.000</b>
4	1	WILSON	<b>1:17.737</b>	1	WILSON	<b>39.160</b>	4	6	OSBORNE	1:56.890	1:56.959	<b>0.069</b>
5	6	OSBORNE	<b>1:17.745</b>	144	HALLIDAY	<b>39.243</b>	5	1	WILSON	1:56.897	1:56.928	<b>0.031</b>
6	65	BAKER	<b>1:18.374</b>	65	BAKER	<b>39.300</b>	6	65	BAKER	1:57.674	1:57.824	<b>0.150</b>
7	24	MANLEY	<b>1:19.280</b>	99	BUTTERWORTH	<b>39.674</b>	7	24	MANLEY	1:58.991	1:58.991	<b>0.000</b>
8	99	BUTTERWORTH	<b>1:19.797</b>	24	MANLEY	<b>39.711</b>	8	99	BUTTERWORTH	1:59.471	1:59.471	<b>0.000</b>
9	152	MANTELL	<b>1:20.349</b>	188	KRAWIECKI	<b>40.101</b>	9	152	MANTELL	2:00.839	2:01.144	<b>0.305</b>
10	188	KRAWIECKI	<b>1:20.786</b>	152	MANTELL	<b>40.490</b>	10	188	KRAWIECKI	2:00.887	2:01.373	<b>0.486</b>
11	123	VINCER	<b>1:21.122</b>	818	SYMON	<b>40.552</b>	11	123	VINCER	2:01.895	2:02.229	<b>0.334</b>
12	19	DONOVAN	<b>1:21.465</b>	13	MERCER	<b>40.604</b>	12	19	DONOVAN	2:02.183	2:02.183	<b>0.000</b>
13	48	COLLINS	<b>1:21.727</b>	19	DONOVAN	<b>40.718</b>	13	13	MERCER	2:02.435	2:03.012	<b>0.577</b>
14	13	MERCER	<b>1:21.831</b>	123	VINCER	<b>40.773</b>	14	818	SYMON	2:02.460	2:02.460	<b>0.000</b>
15	818	SYMON	<b>1:21.908</b>	34	CHEESEMAN	<b>40.786</b>	15	34	CHEESEMAN	2:02.871	2:02.871	<b>0.000</b>
16	34	CHEESEMAN	<b>1:22.085</b>	31	MACRAE	<b>40.820</b>	16	48	COLLINS	2:02.946	2:02.946	<b>0.000</b>
17	31	MACRAE	<b>1:22.344</b>	84	DELLOW	<b>41.200</b>	17	31	MACRAE	2:03.164	2:03.722	<b>0.558</b>
18	84	DELLOW	<b>1:22.767</b>	48	COLLINS	<b>41.219</b>	18	84	DELLOW	2:03.967	2:04.309	<b>0.342</b>
19	78	THOMAS	<b>1:23.277</b>	78	THOMAS	<b>41.258</b>	19	78	THOMAS	2:04.535	2:04.953	<b>0.418</b>
20	97	MANN	<b>1:23.383</b>	97	MANN	<b>41.554</b>	20	97	MANN	2:04.937	2:04.937	<b>0.000</b>
21	333	HOUGHTON	<b>1:23.610</b>	333	HOUGHTON	<b>41.577</b>	21	333	HOUGHTON	2:05.187	2:05.884	<b>0.697</b>
22	23	PAES	<b>1:24.263</b>	23	PAES	<b>42.107</b>	22	23	PAES	2:06.370	2:07.065	<b>0.695</b>
23	175	PESTANA	<b>1:24.537</b>	175	PESTANA	<b>42.636</b>	23	175	PESTANA	2:07.173	2:07.678	<b>0.505</b>
24	11	GREGORIO	<b>1:24.608</b>	11	GREGORIO	<b>42.733</b>	24	11	GREGORIO	2:07.341	2:07.422	<b>0.081</b>
25	96	SCOTT	<b>1:24.619</b>	96	SCOTT	<b>42.824</b>	25	96	SCOTT	2:07.443	2:08.071	<b>0.628</b>
26	163	BIGUZZI	<b>1:26.865</b>	163	BIGUZZI	<b>44.554</b>	26	163	BIGUZZI	2:11.419	2:11.524	<b>0.105</b>
27	28	DAVIDSON	<b>1:29.473</b>	274	LATIMER	<b>44.636</b>	27	28	DAVIDSON	2:14.380	2:14.380	<b>0.000</b>
28	274	LATIMER	<b>1:31.703</b>	28	DAVIDSON	<b>44.907</b>	28	274	LATIMER	2:16.339	2:16.456	<b>0.117</b>
29	66	HARVEY	<b>1:32.206</b>	66	HARVEY	<b>46.600</b>	29	66	HARVEY	2:18.806	2:20.092	<b>1.286</b>
30							30	102	FEARN			
31							31	7	JENKINS		2:05.312	

# BMCRC - MRO Championships 2024 - Rnd 3 @ Snetterton 300

Reactive Parts MRO Powerbikes inc Clubman 1000 & MRO Retro 1000

## RACE 20 - STATISTICS

**Competitors Started** 31  
**Planned Start** 2024-05-05 @ 09:12:00.000  
**Actual Start** 2024-05-05 @ 09:20:56.530  
**Finish Time** 2024-05-05 @ 09:28:47.677  
**Track Length** 2.9689mi.  
**Total Laps** 121  
**Total Distance Covered** 359.2382mi.

### Session Fastest Lap History

NO	CL	NAME	LAP TIME	TIME OF DAY	LAP	VEHICLE
26		Josh WAINWRIGHT	1:56.255	09:24:54.148	2	Honda CBR1000
26		Josh WAINWRIGHT	1:56.075	09:26:50.223	3	Honda CBR1000
173		Stephen DRAPER	1:55.425	09:28:49.668	4	Kawasaki ZX10

### Session Leader History

NO	CL	NAME	FROM LAP	LAPS LED	DISTANCE	VEHICLE
26		Josh WAINWRIGHT	1	4	11.87 miles	Honda CBR1000

### Flag History

TYPE	TIME OF DAY
GREEN	09:20:56.530
FINISH	09:28:47.677

### Flag Statistics

TYPE	COUNT	TOTAL LAPS	TOTAL TIME
Green	1	4	9:42.928
Red	0	0	0.000
Safety Car	0	0	0.000
FCY	0	0	0.000

# BMCRC - MRO Championships 2024 - Rnd 3 @ Snetterton 300

Reactive Parts MRO Powerbikes inc Clubman 1000 & MRO Retro 1000

## RACE 20 - STATISTICS

CLASS :

10 Starters

### Fastest Lap History

NO	NAME	LAP TIME	TIME OF DAY	LAP	VEHICLE
26	Josh WAINWRIGHT	1:56.255	09:24:54.148	2	Honda CBR1000
26	Josh WAINWRIGHT	1:56.075	09:26:50.223	3	Honda CBR1000
173	Stephen DRAPER	1:55.425	09:28:49.668	4	Kawasaki ZX10

### Leader History

NO	NAME	FROM LAP	LAPS LED	DISTANCE	VEHICLE
26	Josh WAINWRIGHT	1	4	11.87 miles	Honda CBR1000

# BMCRC - MRO Championships 2024 - Rnd 3 @ Snetterton 300

Reactive Parts MRO Powerbikes inc Clubman 1000 & MRO Retro 1000

## RACE 20 - STATISTICS

CLASS : C

10 Starters

### Fastest Lap History

NO	NAME	LAP TIME	TIME OF DAY	LAP	VEHICLE
123	James VINCER	2:02.229	09:25:09.654	2	Suzuki GSXR R
24	Callum MANLEY	2:01.512	09:25:10.067	2	Kawasaki ZX10R
24	Callum MANLEY	2:00.205	09:27:10.273	3	Kawasaki ZX10R
24	Callum MANLEY	1:58.991	09:29:09.262	4	Kawasaki ZX10R

### Leader History

NO	NAME	FROM LAP	LAPS LED	DISTANCE	VEHICLE
123	James VINCER	1	2	5.93 miles	Suzuki GSXR R
24	Callum MANLEY	3	2	5.93 miles	Kawasaki ZX10R

# BMCRC - MRO Championships 2024 - Rnd 3 @ Snetterton 300

Reactive Parts MRO Powerbikes inc Clubman 1000 & MRO Retro 1000

## RACE 20 - STATISTICS

CLASS : Ret\_C

8 Starters

### Fastest Lap History

NO	NAME	LAP TIME	TIME OF DAY	LAP	VEHICLE
99	Steven BUTTERWORTH	2:00.505	09:25:02.906	2	Yamaha R1
99	Steven BUTTERWORTH	1:59.757	09:27:02.663	3	Yamaha R1
99	Steven BUTTERWORTH	1:59.471	09:29:02.127	4	Yamaha R1

### Leader History

NO	NAME	FROM LAP	LAPS LED	DISTANCE	VEHICLE
99	Steven BUTTERWORTH	1	4	11.87 miles	Yamaha R1

# BMCRC - MRO Championships 2024 - Rnd 3 @ Snetterton 300

Reactive Parts MRO Powerbikes inc Clubman 1000 & MRO Retro 1000

## RACE 20 - STATISTICS

CLASS : Ret\_N

3 Starters

### Fastest Lap History

NO	NAME	LAP TIME	TIME OF DAY	LAP	VEHICLE
818	Alex SYMON	2:02.460	09:25:08.206	2	Kawasaki ZX10R

### Leader History

NO	NAME	FROM LAP	LAPS LED	DISTANCE	VEHICLE
818	Alex SYMON	1	4	11.87 miles	Kawasaki ZX10R



# BMCRC - MRO Championships 2024 - Rnd 3 @ Snetterton 300

## Reactive Parts MRO Powerbikes inc Clubman 1000 & MRO Retro 1000

### RACE 9 - GRID (5 Laps)

ROW 12	35	10	Ross DUNNING	34	127	Matthew CHAM						
ROW 11	33	888	Paul FAGG	32	83	Jason SIGGS	31	102	James FEARN			
ROW 10	30	2:20.092	66	Stephen HARVEY	29	2:16.456	274	Stewart LATIMER	28	2:14.380	28	Cameron DAVIDSON
ROW 9	27	2:11.524	163	Riccardo BIGUZZI	26	2:08.071	96	Pete SCOTT	25	2:07.678	175	Arlindo PESTANA
ROW 8	24	2:07.422	11	Roberto Di GREGORIO	23	2:07.065	23	Jason PAES	22	2:05.884	333	Andrew HOUGHTON
ROW 7	21	2:05.312	7	Seb JENKINS	20	2:04.953	78	Jamie THOMAS	19	2:04.937	97	Alex MANN
ROW 6	18	2:04.309	84	Martyn DELLOW	17	2:03.722	31	Oliver MACRAE	16	2:03.012	13	Daniel MERCER
ROW 5	15	2:02.946	48	Aaron COLLINS	14	2:02.871	34	Ben CHEESEMAN	13	2:02.460	818	Alex SYMON
ROW 4	12	2:02.229	123	James VINCER	11	2:02.183	19	Tyler DONOVAN	10	2:01.373	188	Dawid KRAWIECKI
ROW 3	9	2:01.144	152	Barry MANTELL	8	1:59.471	99	Steven BUTTERWORTH	7	1:58.991	24	Callum MANLEY
ROW 2	6	1:57.824	65	Peter BAKER	5	1:56.959	6	Sam OSBORNE	4	1:56.928	1	Nicky WILSON
ROW 1	3	1:56.543	144	Jorge HALLIDAY	2	1:56.075	26	Josh WAINWRIGHT	1	1:55.425	173	Stephen DRAPER

**Pole**

These results are provisional until the conclusion of any judicial and technical matters.

Snetterton 300: 2.9689 miles

Clerk Of Course:	Stewards:	Timekeeper:	<i>Craig Smith</i>	
------------------	-----------	-------------	--------------------	--

Results can be found at [www.tsl-timing.com](http://www.tsl-timing.com)

Printed - 09:34 Sunday, 05 May 2024







# BMCRC - MRO Championships 2024 - Rnd 3 @ Snetterton 300

## Reactive Parts MRO Powerbikes inc Clubman 1000 & MRO Retro 1000

### RACE 9 - CLASSIFICATION

Race Distance: 5 Laps / 14.84 miles

POS	NO	CL	PIC	NAME	ENTRY	LAPS	TIME	GAP	DIFF	MPH	BEST	ON	GRD	↑↓
1	26		1	Josh WAINWRIGHT	Honda CBR1000 - JW MOT Centre	5	9:39.432			92.22	1:53.670	3	2	1
2	173		2	Stephen DRAPER	Kawasaki ZX10 -	5	9:44.746	5.314	5.314	91.39	1:55.382	3	1	-1
3	1		3	Nicky WILSON	Suzuki GSXR 1000 - Demon GP/Haslemere Motorcycles	5	9:45.116	5.684	0.370	91.33	1:54.987	5	4	1
4	144		4	Jorge HALLIDAY	Yamaha R1 - Stanford Halliday Racing	5	9:48.718	9.286	3.602	90.77	1:55.958	4	3	-1
5	6		5	Sam OSBORNE	Suzuki GSXR1000 - MSG Racing	5	9:50.518	11.086	1.800	90.49	1:55.789	4	5	0
6	65		6	Peter BAKER	Kawasaki ZX10R - TJ & Peter Baker M/C. Dodfrey engineerir	5	9:59.264	19.832	8.746	89.17	1:57.643	3	6	0
7	24	C	1	Callum MANLEY	Kawasaki ZX10R - Bec's Sweets	5	9:59.591	20.159	0.327	89.12	1:58.527	3	7	0
8	99	Ret_C	1	Steven BUTTERWORTH	Yamaha R1 -	5	10:01.115	21.683	1.524	88.90	1:58.233	3	8	0
9	818	Ret_N	1	Alex SYMON	Kawasaki ZX10R - MCW	5	10:08.788	29.356	7.673	87.78	2:00.089	3	13	4
10	188		7	Dawid KRAWIECKI	Yamaha R1 - Code Blue LTD & D A East Electrical	5	10:09.084	29.652	0.296	87.73	1:59.174	3	10	0
11	48	C	2	Aaron COLLINS	Bmw S1000RR - Precision installations	5	10:13.938	34.506	4.854	87.04	1:59.879	3	15	4
12	80	C	3	Morgan CREASEY	Honda CBR 1000 - Warics Ltd	5	10:14.062	34.630	0.124	87.02	1:58.660	4		
13	152		8	Barry MANTELL	Kawasaki ZX10R - Swedish car connection	5	10:15.526	36.094	1.464	86.82	2:00.521	5	9	-4
14	19	Ret_C	2	Tyler DONOVAN	- Tinder Corp	5	10:17.103	37.671	1.577	86.59	2:01.189	2	11	-3
15	13	Ret_C	3	Daniel MERCER	Honda CBR1000RR - Merc&Co Racing, Apex2Apex promoti	5	10:20.463	41.031	3.360	86.12	2:01.507	4	16	1
16	123	C	4	James VINCER	Suzuki GSXR R - John Butcher Bros	5	10:23.654	44.222	3.191	85.68	2:03.368	2	12	-4
17	102	Ret_C	4	James FEARN	Suzuki GSXR1000 - Waiting for sponsorship	5	10:24.001	44.569	0.347	85.64	2:01.527	4	31	14
18	34	C	5	Ben CHEESEMAN	Kawasaki ZX10RR - BCH Services Kent Ltd	5	10:25.853	46.421	1.852	85.38	2:02.071	5	14	-4
19	84	C	6	Martyn DELLOW	Suzuki GSXR1000 - Kirdford Shotblasting	5	10:35.858	56.426	10.005	84.04	2:05.633	2	18	-1
20	7	C	7	Seb JENKINS	Yamaha YZF-R1 - TBR Performance	5	10:37.581	58.149	1.723	83.81	2:04.983	4	21	1
21	333		9	Andrew HOUGHTON	BMW S1000RR - Techoir	5	10:37.799	58.367	0.218	83.78	2:03.341	5	22	1
22	28	Ret_C	5	Cameron DAVIDSON	Yamaha R1 -	5	10:47.552	1:08.120	9.753	82.52	2:07.039	4	28	6
23	23	C	8	Jason PAES	Aprilia RSV4 - J&R Electrical Ltd	5	10:47.557	1:08.125	0.005	82.52	2:06.661	4	23	0
24	11	Ret_C	6	Roberto Di GREGORIO	Aprilia RSV4 FACTORY - Physio Healthy	5	10:47.668	1:08.236	0.111	82.51	2:07.645	2	24	0
25	175	C	9	Arlindo PESTANA	BMW S1000RR - Pep's racing	5	10:48.480	1:09.048	0.812	82.40	2:06.782	4	25	0
26	78	Ret_C	7	Jamie THOMAS	Suzuki GSXR 1000 - Team RubyRacing	5	11:13.908	1:34.476	25.428	79.29	2:04.817	5	20	-6
27	274	C	10	Stewart LATIMER	SUZUKI GSXR1000 RR - Fat Bloke Racing RR	5	11:17.189	1:37.757	3.281	78.91	2:11.643	4	29	2
28	66		10	Stephen HARVEY	Kawasaki ZX10 -	5	11:17.858	1:38.426	0.669	78.83	2:12.626	5	30	2

#### NOT CLASSIFIED

DNF	96	Ret_C		Pete SCOTT	Suzuki GSXR1000K5 - South Hill MOT Centre	1	2:13.664	4 Laps	4 Laps	79.96			26	
-----	----	-------	--	------------	---	---	----------	--------	--------	-------	--	--	----	--

#### FASTEST LAP

26	Josh WAINWRIGHT	Honda CBR1000 - JW MOT Centre	3	1:53.670	94.02 mph	151.32 kph
99	Ret_C Steven BUTTERWORTH	Yamaha R1 -	3	1:58.233	90.39 mph	145.48 kph
24	C Callum MANLEY	Kawasaki ZX10R - Bec's Sweets	3	1:58.527	90.17 mph	145.12 kph
818	Ret_N Alex SYMON	Kawasaki ZX10R - MCW	3	2:00.089	89.00 mph	143.23 kph

#### Comments:

Class - 92.5% of Race Speed = 85.30 mph  
 Class C - 92.5% of Race Speed = 82.43 mph  
 Class Ret\_C - 92.5% of Race Speed = 82.23 mph  
 Class Ret\_N - 92.5% of Race Speed = 81.19 mph

Weather / Track : Cloudy / Dry

Date: 05/05/2024 Start: 12:46 Finish: 12:56

These results are provisional until the conclusion of any judicial and technical matters.

Snetterton 300: 2.9689 miles

Clerk Of Course:	Stewards:	Timekeeper:	<i>Craig Smith</i>	
------------------	-----------	-------------	--------------------	--

Results can be found at [www.tsl-timing.com](http://www.tsl-timing.com)

Printed - 13:34 Sunday, 05 May 2024



# BMCRC - MRO Championships 2024 - Rnd 3 @ Snetterton 300

## Reactive Parts MRO Powerbikes inc Clubman 1000 & MRO Retro 1000

### RACE 9 - LAP CHART

LAP 1 @ 12:48:59.679			LAP 2 @ 12:50:53.777			LAP 3 @ 12:52:47.447			LAP 4 @ 12:54:42.313			LAP 5 @ 12:56:39.240		
NO	BEHIND	LAP TIME	NO	BEHIND	LAP TIME	NO	BEHIND	LAP TIME	NO	BEHIND	LAP TIME	NO	BEHIND	LAP TIME
26		1:59.871	26		1:54.098	26		1:53.670	26		1:54.866	26		1:56.927
173	1.566	2:01.437	173	3.042	1:55.574	173	4.754	1:55.382	173	6.407	1:56.519	173	5.314	1:55.834
6	2.835	2:02.706	1	5.274	1:56.461	1	6.936	1:55.332	1	7.624	1:55.554	1	5.684	1:54.987
1	2.911	2:02.782	6	5.335	1:56.598	144	8.996	1:56.294	6	10.029	1:55.789	144	9.286	1:56.125
144	2.977	2:02.848	144	6.372	1:57.493	6	9.106	1:57.441	144	10.088	1:55.958	6	11.086	1:57.984
24	4.534	2:04.405	24	9.270	1:58.834	24	14.127	1:58.527	24	18.031	1:58.770	65	19.832	1:58.397
818	5.120	2:04.991	65	10.752	1:58.235	65	14.725	1:57.643	65	18.362	1:58.503	24	20.159	1:59.055
65	6.615	2:06.486	818	11.711	2:00.689	99	16.703	1:58.233	99	20.227	1:58.390	99	21.683	1:58.383
99	6.971	2:06.842	99	12.140	1:59.267	818	18.130	2:00.089	818	24.395	2:01.131	818	29.356	2:01.888
188	7.169	2:07.040	188	13.189	2:00.118	188	18.693	1:59.174	188	25.053	2:01.226	188	29.652	2:01.526
19	8.084	2:07.955	19	15.175	2:01.189	19	24.423	2:02.918	48	31.398	2:01.411	48	34.506	2:00.035
123	9.319	2:09.190	123	18.589	2:03.368	48	24.853	1:59.879	19	32.314	2:02.757	80	34.630	1:59.078
48	9.451	2:09.322	48	18.644	2:03.291	152	26.300	2:01.230	80	32.479	1:58.660	152	36.094	2:00.521
152	9.662	2:09.533	152	18.740	2:03.176	80	28.685	2:00.528	152	32.500	2:01.066	19	37.671	2:02.284
34	11.674	2:11.545	13	20.079	2:02.407	123	28.703	2:03.784	13	35.885	2:01.507	13	41.031	2:02.073
13	11.770	2:11.641	34	21.768	2:04.192	13	29.244	2:02.835	123	37.744	2:03.907	123	44.222	2:03.405
84	12.629	2:12.500	80	21.827	2:02.112	34	31.832	2:03.734	102	38.615	2:01.527	102	44.569	2:02.881
102	12.911	2:12.782	102	22.069	2:03.256	102	31.954	2:03.555	34	41.277	2:04.311	34	46.421	2:02.071
78	13.039	2:12.910	84	24.164	2:05.633	84	36.339	2:05.845	84	47.365	2:05.892	84	56.426	2:05.988
96	13.793	2:13.664	78	24.577	2:05.636	7	39.477	2:06.484	7	49.594	2:04.983	7	58.149	2:05.482
80	13.813	2:13.684	7	26.663	2:06.616	333	43.033	2:07.250	333	51.953	2:03.786	333	58.367	2:03.341
7	14.145	2:14.016	28	29.054	2:07.700	28	44.121	2:08.737	23	56.154	2:06.661	28	1:08.120	2:08.753
23	15.386	2:15.257	333	29.453	2:07.282	11	44.229	2:08.385	28	56.294	2:07.039	23	1:08.125	2:08.898
28	15.452	2:15.323	11	29.514	2:07.645	23	44.359	2:08.002	11	57.179	2:07.816	11	1:08.236	2:07.984
11	15.967	2:15.838	23	30.027	2:08.739	175	45.579	2:08.721	175	57.495	2:06.782	175	1:09.048	2:08.480
333	16.269	2:16.140	175	30.528	2:07.200	66	1:04.126	2:13.782	274	1:21.020	2:11.643	78	1:34.476	2:04.817
175	17.426	2:17.297	66	44.014	2:15.032	274	1:04.243	2:13.170	66	1:22.727	2:13.467	274	1:37.757	2:13.664
66	23.080	2:22.951	274	44.743	2:14.213	78	1:13.664	2:42.757 P	78	1:26.586	2:07.788	66	1:38.426	2:12.626
274	24.628	2:24.499												

# BMCRC - MRO Championships 2024 - Rnd 3 @ Snetterton 300

## Reactive Parts MRO Powerbikes inc Clubman 1000 & MRO Retro 1000

### RACE 9 - POSITION CHART

No	Name	Lap Pos	Lap				
			1	2	3	4	5
173	DRAPER	1	26	26	26	26	26
26	WAINWRIGHT	2	173	173	173	173	173
144	HALLIDAY	3	6	1	1	1	1
1	WILSON	4	1	6	144	6	144
6	OSBORNE	5	144	144	6	144	6
65	BAKER	6	24	24	24	24	65
24	MANLEY	7	818	65	65	65	24
99	BUTTERWORTH	8	65	818	99	99	99
152	MANTELL	9	99	99	818	818	818
188	KRAWIECKI	10	188	188	188	188	188
19	DONOVAN	11	19	19	19	48	48
123	VINCER	12	123	123	48	19	80
818	SYMON	13	48	48	152	80	152
34	CHEESEMAN	14	152	152	80	152	19
48	COLLINS	15	34	13	123	13	13
13	MERCER	16	13	34	13	123	123
84	DELLOW	17	84	80	34	102	102
78	THOMAS	18	102	102	102	34	34
7	JENKINS	19	78	84	84	84	84
333	HOUGHTON	20	96	78	7	7	7
23	PAES	21	80	7	333	333	333
11	GREGORIO	22	7	28	28	23	28
175	PESTANA	23	23	333	11	28	23
96	SCOTT	24	28	11	23	11	11
28	DAVIDSON	25	11	23	175	175	175
274	LATIMER	26	333	175	66	274	78
66	HARVEY	27	175	66	274	66	274
102	FEARN	28	66	274	78	78	66
80	CREASEY	29	274				

# BMCRC - MRO Championships 2024 - Rnd 3 @ Snetterton 300

## Reactive Parts MRO Powerbikes inc Clubman 1000 & MRO Retro 1000

### RACE 9 - SECTOR ANALYSIS



SECTOR 1 = FL to I1, SECTOR 2 = I1 to FL, DIFF = Difference To Personal Best Lap, P = Crossed Finish Line in Pit Lane, D = Time Disallowed

P1 26		Josh WAINWRIGHT		Honda CBR1000 - JW MOT Centre		
IDEAL LAP TIME : 1:53.670		BEST LAP TIME : 1:53.670		DIFFERENCE : 0.000		
LAP	SECTOR 1	SECTOR 2	LAP TIME	MPH	DIFF	TIME OF DAY
1 -		38.209	1:59.871	89.16	6.201	12:48:59.679
2 -	1:15.892	38.206	1:54.098 (2)	93.67	0.428	12:50:53.777
3 -	<b>1:15.698</b>	<b>37.972</b>	<b>1:53.670 (1)</b>	<b>94.02</b>		<b>12:52:47.447</b>
4 -	1:16.410	38.456	1:54.866 (3)	93.04	1.196	12:54:42.313
5 -	1:17.615	39.312	1:56.927	91.40	3.257	12:56:39.240

P2 173		Stephen DRAPER		Kawasaki ZX10 -		
IDEAL LAP TIME : 1:55.224		BEST LAP TIME : 1:55.382		DIFFERENCE : 0.158		
LAP	SECTOR 1	SECTOR 2	LAP TIME	MPH	DIFF	TIME OF DAY
1 -		38.970	2:01.437	88.01	6.055	12:49:01.245
2 -	1:17.027	<b>38.547</b>	1:55.574 (2)	92.47	0.192	12:50:56.819
3 -	1:16.807	38.575	<b>1:55.382 (1)</b>	<b>92.63</b>		<b>12:52:52.201</b>
4 -	1:17.034	39.485	1:56.519	91.72	1.137	12:54:48.720
5 -	<b>1:16.677</b>	39.157	1:55.834 (3)	92.27	0.452	12:56:44.554

P3 1		Nicky WILSON		Suzuki GSXR 1000 - Demon GP/Haslemere Motorcycles		
IDEAL LAP TIME : 1:54.794		BEST LAP TIME : 1:54.987		DIFFERENCE : 0.193		
LAP	SECTOR 1	SECTOR 2	LAP TIME	MPH	DIFF	TIME OF DAY
1 -		39.187	2:02.782	87.04	7.795	12:49:02.590
2 -	1:17.720	38.741	1:56.461	91.77	1.474	12:50:59.051
3 -	1:16.978	<b>38.354</b>	1:55.332 (2)	92.67	0.345	12:52:54.383
4 -	1:16.994	38.560	1:55.554 (3)	92.49	0.567	12:54:49.937
5 -	<b>1:16.440</b>	38.547	<b>1:54.987 (1)</b>	<b>92.95</b>		<b>12:56:44.924</b>

P4 144		Jorge HALLIDAY		Yamaha R1 - Stanford Halliday Racing		
IDEAL LAP TIME : 1:55.778		BEST LAP TIME : 1:55.958		DIFFERENCE : 0.180		
LAP	SECTOR 1	SECTOR 2	LAP TIME	MPH	DIFF	TIME OF DAY
1 -		39.736	2:02.848	87.00	6.890	12:49:02.656
2 -	1:18.051	39.442	1:57.493	90.96	1.535	12:51:00.149
3 -	1:16.906	39.388	1:56.294 (3)	91.90	0.336	12:52:56.443
4 -	<b>1:16.714</b>	39.244	<b>1:55.958 (1)</b>	<b>92.17</b>		<b>12:54:52.401</b>
5 -	1:17.061	<b>39.064</b>	1:56.125 (2)	92.03	0.167	12:56:48.526

P5 6		Sam OSBORNE		Suzuki GSXR1000 - MSG Racing		
IDEAL LAP TIME : 1:55.789		BEST LAP TIME : 1:55.789		DIFFERENCE : 0.000		
LAP	SECTOR 1	SECTOR 2	LAP TIME	MPH	DIFF	TIME OF DAY
1 -		39.492	2:02.706	87.10	6.917	12:49:02.514
2 -	1:17.505	39.093	1:56.598 (2)	91.66	0.809	12:50:59.112
3 -	1:17.571	39.870	1:57.441 (3)	91.00	1.652	12:52:56.553
4 -	<b>1:16.980</b>	<b>38.809</b>	<b>1:55.789 (1)</b>	<b>92.30</b>		<b>12:54:52.342</b>
5 -	1:18.348	39.636	1:57.984	90.58	2.195	12:56:50.326

P6 65		Peter BAKER		Kawasaki ZX10R - TJ & Peter Baker M/C. Dodfrey engineering		
IDEAL LAP TIME : 1:57.643		BEST LAP TIME : 1:57.643		DIFFERENCE : 0.000		
LAP	SECTOR 1	SECTOR 2	LAP TIME	MPH	DIFF	TIME OF DAY
1 -		39.692	2:06.486	84.49	8.843	12:49:06.294
2 -	1:18.599	39.636	1:58.235 (2)	90.39	0.592	12:51:04.529
3 -	<b>1:18.277</b>	<b>39.366</b>	<b>1:57.643 (1)</b>	<b>90.85</b>		<b>12:53:02.172</b>
4 -	1:18.470	40.033	1:58.503	90.19	0.860	12:55:00.675
5 -	1:18.803	39.594	1:58.397 (3)	90.27	0.754	12:56:59.072

# BMCRC - MRO Championships 2024 - Rnd 3 @ Snetterton 300

## Reactive Parts MRO Powerbikes inc Clubman 1000 & MRO Retro 1000

### RACE 9 - SECTOR ANALYSIS



SECTOR 1 = FL to I1, SECTOR 2 = I1 to FL, DIFF = Difference To Personal Best Lap, P = Crossed Finish Line in Pit Lane, D = Time Disallowed

P7 24 C		Callum MANLEY		Kawasaki ZX10R - Bec's Sweets		
IDEAL LAP TIME : 1:58.302		BEST LAP TIME : 1:58.527		DIFFERENCE : 0.225		
LAP	SECTOR 1	SECTOR 2	LAP TIME	MPH	DIFF	TIME OF DAY
1 -		39.705	2:04.405	85.91	5.878	12:49:04.213
2 -	1:18.963	39.871	1:58.834 (3)	89.94	0.307	12:51:03.047
3 -	<b>1:18.735</b>	39.792	<b>1:58.527 (1)</b>	<b>90.17</b>		<b>12:53:01.574</b>
4 -	1:18.998	39.772	1:58.770 (2)	89.98	0.243	12:55:00.344
5 -	1:19.488	<b>39.567</b>	1:59.055	89.77	0.528	12:56:59.399

P8 99 Ret_C		Steven BUTTERWORTH		Yamaha R1 -		
IDEAL LAP TIME : 1:58.184		BEST LAP TIME : 1:58.233		DIFFERENCE : 0.049		
LAP	SECTOR 1	SECTOR 2	LAP TIME	MPH	DIFF	TIME OF DAY
1 -		39.715	2:06.842	84.26	8.609	12:49:06.650
2 -	1:19.829	39.438	1:59.267	89.61	1.034	12:51:05.917
3 -	1:19.206	<b>39.027</b>	<b>1:58.233 (1)</b>	<b>90.39</b>		<b>12:53:04.150</b>
4 -	1:19.319	39.071	1:58.390 (3)	90.27	0.157	12:55:02.540
5 -	<b>1:19.157</b>	39.226	1:58.383 (2)	90.28	0.150	12:57:00.923

P9 818 Ret_N		Alex SYMON		Kawasaki ZX10R - MCW		
IDEAL LAP TIME : 1:59.586		BEST LAP TIME : 2:00.089		DIFFERENCE : 0.503		
LAP	SECTOR 1	SECTOR 2	LAP TIME	MPH	DIFF	TIME OF DAY
1 -		<b>39.358</b>	2:04.991	85.51	4.902	12:49:04.799
2 -	1:21.178	39.511	2:00.689 (2)	88.55	0.600	12:51:05.488
3 -	<b>1:20.228</b>	39.861	<b>2:00.089 (1)</b>	<b>89.00</b>		<b>12:53:05.577</b>
4 -	1:20.903	40.228	2:01.131 (3)	88.23	1.042	12:55:06.708
5 -	1:21.409	40.479	2:01.888	87.68	1.799	12:57:08.596

P10 188		Dawid KRAWIECKI		Yamaha R1 - Code Blue LTD & D A East Electrical		
IDEAL LAP TIME : 1:59.143		BEST LAP TIME : 1:59.174		DIFFERENCE : 0.031		
LAP	SECTOR 1	SECTOR 2	LAP TIME	MPH	DIFF	TIME OF DAY
1 -		39.937	2:07.040	84.13	7.866	12:49:06.848
2 -	1:20.461	<b>39.657</b>	2:00.118 (2)	88.97	0.944	12:51:06.966
3 -	<b>1:19.486</b>	39.688	<b>1:59.174 (1)</b>	<b>89.68</b>		<b>12:53:06.140</b>
4 -	1:20.761	40.465	2:01.226 (3)	88.16	2.052	12:55:07.366
5 -	1:21.219	40.307	2:01.526	87.94	2.352	12:57:08.892

P11 48 C		Aaron COLLINS		Bmw S1000RR - Precision installations		
IDEAL LAP TIME : 1:59.879		BEST LAP TIME : 1:59.879		DIFFERENCE : 0.000		
LAP	SECTOR 1	SECTOR 2	LAP TIME	MPH	DIFF	TIME OF DAY
1 -		40.617	2:09.322	82.64	9.443	12:49:09.130
2 -	1:21.817	41.474	2:03.291	86.68	3.412	12:51:12.421
3 -	<b>1:20.013</b>	<b>39.866</b>	<b>1:59.879 (1)</b>	<b>89.15</b>		<b>12:53:12.300</b>
4 -	1:21.404	40.007	2:01.411 (3)	88.03	1.532	12:55:13.711
5 -	1:20.091	39.944	2:00.035 (2)	89.04	0.156	12:57:13.746

P12 80 C		Morgan CREASEY		Honda CBR 1000 - Warics Ltd		
IDEAL LAP TIME : 1:58.660		BEST LAP TIME : 1:58.660		DIFFERENCE : 0.000		
LAP	SECTOR 1	SECTOR 2	LAP TIME	MPH	DIFF	TIME OF DAY
1 -		41.403	2:13.684	79.94	15.024	12:49:13.492
2 -	1:21.476	40.636	2:02.112	87.52	3.452	12:51:15.604
3 -	1:19.660	40.868	2:00.528 (3)	88.67	1.868	12:53:16.132
4 -	<b>1:18.900</b>	<b>39.760</b>	<b>1:58.660 (1)</b>	<b>90.07</b>		<b>12:55:14.792</b>
5 -	1:19.314	39.764	1:59.078 (2)	89.75	0.418	12:57:13.870

# BMCRC - MRO Championships 2024 - Rnd 3 @ Snetterton 300

## Reactive Parts MRO Powerbikes inc Clubman 1000 & MRO Retro 1000

### RACE 9 - SECTOR ANALYSIS



SECTOR 1 = FL to I1, SECTOR 2 = I1 to FL, DIFF = Difference To Personal Best Lap, P = Crossed Finish Line in Pit Lane, D = Time Disallowed

P13 152 Barry MANTELL		Kawaskai ZX10R - Swedish car connection				
IDEAL LAP TIME : 2:00.080		BEST LAP TIME : 2:00.521		DIFFERENCE : 0.441		
LAP	SECTOR 1	SECTOR 2	LAP TIME	MPH	DIFF	TIME OF DAY
1 -		39.970	2:09.533	82.51	9.012	12:49:09.341
2 -	1:21.456	41.720	2:03.176	86.77	2.655	12:51:12.517
3 -	1:21.206	40.024	2:01.230 (3)	88.16	0.709	12:53:13.747
4 -	<b>1:20.404</b>	40.662	2:01.066 (2)	88.28	0.545	12:55:14.813
5 -	1:20.845	<b>39.676</b>	<b>2:00.521 (1)</b>	<b>88.68</b>		<b>12:57:15.334</b>

P14 19 Ret_C Tyler DONOVAN		- Tinder Corp				
IDEAL LAP TIME : 2:00.923		BEST LAP TIME : 2:01.189		DIFFERENCE : 0.266		
LAP	SECTOR 1	SECTOR 2	LAP TIME	MPH	DIFF	TIME OF DAY
1 -		<b>40.152</b>	2:07.955	83.52	6.766	12:49:07.763
2 -	<b>1:20.771</b>	40.418	<b>2:01.189 (1)</b>	<b>88.19</b>		<b>12:51:08.952</b>
3 -	1:21.874	41.044	2:02.918	86.95	1.729	12:53:11.870
4 -	1:21.976	40.781	2:02.757 (3)	87.06	1.568	12:55:14.627
5 -	1:21.463	40.821	2:02.284 (2)	87.40	1.095	12:57:16.911

P15 13 Ret_C Daniel MERCER		Honda CBR1000RR - Merc&Co Racing, Apex2Apex promotions				
IDEAL LAP TIME : 2:01.507		BEST LAP TIME : 2:01.507		DIFFERENCE : 0.000		
LAP	SECTOR 1	SECTOR 2	LAP TIME	MPH	DIFF	TIME OF DAY
1 -		41.095	2:11.641	81.19	10.134	12:49:11.449
2 -	1:21.689	40.718	2:02.407 (3)	87.31	0.900	12:51:13.856
3 -	1:21.305	41.530	2:02.835	87.01	1.328	12:53:16.691
4 -	<b>1:21.246</b>	<b>40.261</b>	<b>2:01.507 (1)</b>	<b>87.96</b>		<b>12:55:18.198</b>
5 -	1:21.252	40.821	2:02.073 (2)	87.55	0.566	12:57:20.271

P16 123 C James VINCER		Suzuki GSXR R - John Butcher Bros				
IDEAL LAP TIME : 2:02.458		BEST LAP TIME : 2:03.368		DIFFERENCE : 0.910		
LAP	SECTOR 1	SECTOR 2	LAP TIME	MPH	DIFF	TIME OF DAY
1 -		<b>40.805</b>	2:09.190	82.73	5.822	12:49:08.998
2 -	<b>1:21.653</b>	41.715	<b>2:03.368 (1)</b>	<b>86.63</b>		<b>12:51:12.366</b>
3 -	1:22.576	41.208	2:03.784 (3)	86.34	0.416	12:53:16.150
4 -	1:22.863	41.044	2:03.907	86.25	0.539	12:55:20.057
5 -	1:22.343	41.062	2:03.405 (2)	86.60	0.037	12:57:23.462

P17 102 Ret_C James FEARN		Suzuki GSXR1000 - Waiting for sponsorship				
IDEAL LAP TIME : 2:01.527		BEST LAP TIME : 2:01.527		DIFFERENCE : 0.000		
LAP	SECTOR 1	SECTOR 2	LAP TIME	MPH	DIFF	TIME OF DAY
1 -		41.590	2:12.782	80.49	11.255	12:49:12.590
2 -	1:22.066	41.190	2:03.256 (3)	86.71	1.729	12:51:15.846
3 -	1:22.827	40.728	2:03.555	86.50	2.028	12:53:19.401
4 -	<b>1:21.533</b>	<b>39.994</b>	<b>2:01.527 (1)</b>	<b>87.94</b>		<b>12:55:20.928</b>
5 -	1:21.605	41.276	2:02.881 (2)	86.97	1.354	12:57:23.809

P18 34 C Ben CHEESEMAN		Kawasaki ZX10RR - BCH Services Kent Ltd				
IDEAL LAP TIME : 2:02.071		BEST LAP TIME : 2:02.071		DIFFERENCE : 0.000		
LAP	SECTOR 1	SECTOR 2	LAP TIME	MPH	DIFF	TIME OF DAY
1 -		41.520	2:11.545	81.24	9.474	12:49:11.353
2 -	1:23.108	41.084	2:04.192 (3)	86.06	2.121	12:51:15.545
3 -	1:22.656	41.078	2:03.734 (2)	86.37	1.663	12:53:19.279
4 -	1:23.001	41.310	2:04.311	85.97	2.240	12:55:23.590
5 -	<b>1:21.369</b>	<b>40.702</b>	<b>2:02.071 (1)</b>	<b>87.55</b>		<b>12:57:25.661</b>

# BMCRC - MRO Championships 2024 - Rnd 3 @ Snetterton 300

## Reactive Parts MRO Powerbikes inc Clubman 1000 & MRO Retro 1000

### RACE 9 - SECTOR ANALYSIS



SECTOR 1 = FL to I1, SECTOR 2 = I1 to FL, DIFF = Difference To Personal Best Lap, P = Crossed Finish Line in Pit Lane, D = Time Disallowed

P19 84 C		Martyn DELLOW		Suzuki GSXR1000 - Kirdford Shotblasting		
IDEAL LAP TIME : 2:05.127		BEST LAP TIME : 2:05.633		DIFFERENCE : 0.506		
LAP	SECTOR 1	SECTOR 2	LAP TIME	MPH	DIFF	TIME OF DAY
1 -		<b>41.715</b>	2:12.500	80.66	6.867	12:49:12.308
2 -	<b>1:23.412</b>	42.221	<b>2:05.633 (1)</b>	<b>85.07</b>		<b>12:51:17.941</b>
3 -	1:24.004	41.841	2:05.845 (2)	84.93	0.212	12:53:23.786
4 -	1:23.950	41.942	2:05.892 (3)	84.89	0.259	12:55:29.678
5 -	1:24.027	41.961	2:05.988	84.83	0.355	12:57:35.666

P20 7 C		Seb JENKINS		Yamaha YZF-R1 - TBR Performance		
IDEAL LAP TIME : 2:04.819		BEST LAP TIME : 2:04.983		DIFFERENCE : 0.164		
LAP	SECTOR 1	SECTOR 2	LAP TIME	MPH	DIFF	TIME OF DAY
1 -		42.093	2:14.016	79.75	9.033	12:49:13.824
2 -	1:24.681	41.935	2:06.616	84.41	1.633	12:51:20.440
3 -	1:24.397	42.087	2:06.484 (3)	84.50	1.501	12:53:26.924
4 -	1:23.281	<b>41.702</b>	<b>2:04.983 (1)</b>	<b>85.51</b>		<b>12:55:31.907</b>
5 -	<b>1:23.117</b>	42.365	2:05.482 (2)	85.17	0.499	12:57:37.389

P21 333		Andrew HOUGHTON		BMW S1000RR - Techoir		
IDEAL LAP TIME : 2:03.290		BEST LAP TIME : 2:03.341		DIFFERENCE : 0.051		
LAP	SECTOR 1	SECTOR 2	LAP TIME	MPH	DIFF	TIME OF DAY
1 -		42.136	2:16.140	78.50	12.799	12:49:15.948
2 -	1:24.635	42.647	2:07.282	83.97	3.941	12:51:23.230
3 -	1:25.368	41.882	2:07.250 (3)	83.99	3.909	12:53:30.480
4 -	<b>1:22.388</b>	41.398	2:03.786 (2)	86.34	0.445	12:55:34.266
5 -	1:22.439	<b>40.902</b>	<b>2:03.341 (1)</b>	<b>86.65</b>		<b>12:57:37.607</b>

P22 28 Ret_C		Cameron DAVIDSON		Yamaha R1 -		
IDEAL LAP TIME : 2:06.963		BEST LAP TIME : 2:07.039		DIFFERENCE : 0.076		
LAP	SECTOR 1	SECTOR 2	LAP TIME	MPH	DIFF	TIME OF DAY
1 -		42.896	2:15.323	78.98	8.284	12:49:15.131
2 -	1:24.932	<b>42.768</b>	2:07.700 (2)	83.69	0.661	12:51:22.831
3 -	1:25.628	43.109	2:08.737 (3)	83.02	1.698	12:53:31.568
4 -	<b>1:24.195</b>	42.844	<b>2:07.039 (1)</b>	<b>84.13</b>		<b>12:55:38.607</b>
5 -	1:25.475	43.278	2:08.753	83.01	1.714	12:57:47.360

P23 23 C		Jason PAES		Aprilia RSV4 - J&R Electrical Ltd		
IDEAL LAP TIME : 2:06.534		BEST LAP TIME : 2:06.661		DIFFERENCE : 0.127		
LAP	SECTOR 1	SECTOR 2	LAP TIME	MPH	DIFF	TIME OF DAY
1 -		<b>41.923</b>	2:15.257	79.02	8.596	12:49:15.065
2 -	1:25.574	43.165	2:08.739 (3)	83.02	2.078	12:51:23.804
3 -	1:25.675	42.327	2:08.002 (2)	83.49	1.341	12:53:31.806
4 -	<b>1:24.611</b>	42.050	<b>2:06.661 (1)</b>	<b>84.38</b>		<b>12:55:38.467</b>
5 -	1:25.902	42.996	2:08.898	82.91	2.237	12:57:47.365

P24 11 Ret_C		Roberto Di GREGORIO		Aprilia RSV4 FACTORY - Physio Healthy		
IDEAL LAP TIME : 2:06.190		BEST LAP TIME : 2:07.645		DIFFERENCE : 1.455		
LAP	SECTOR 1	SECTOR 2	LAP TIME	MPH	DIFF	TIME OF DAY
1 -		<b>41.704</b>	2:15.838	78.68	8.193	12:49:15.646
2 -	<b>1:24.486</b>	43.159	<b>2:07.645 (1)</b>	<b>83.73</b>		<b>12:51:23.291</b>
3 -	1:25.739	42.646	2:08.385	83.25	0.740	12:53:31.676
4 -	1:25.004	42.812	2:07.816 (2)	83.62	0.171	12:55:39.492
5 -	1:25.268	42.716	2:07.984 (3)	83.51	0.339	12:57:47.476

# BMCRC - MRO Championships 2024 - Rnd 3 @ Snetterton 300

## Reactive Parts MRO Powerbikes inc Clubman 1000 & MRO Retro 1000

### RACE 9 - SECTOR ANALYSIS



SECTOR 1 = FL to I1, SECTOR 2 = I1 to FL, DIFF = Difference To Personal Best Lap, P = Crossed Finish Line in Pit Lane, D = Time Disallowed

P25 175 C		Arlindo PESTANA		BMW S1000RR - Pep's racing		
IDEAL LAP TIME : 2:06.782		BEST LAP TIME : 2:06.782		DIFFERENCE : 0.000		
LAP	SECTOR 1	SECTOR 2	LAP TIME	MPH	DIFF	TIME OF DAY
1 -		42.525	2:17.297	77.84	10.515	12:49:17.105
2 -	1:24.560	42.640	2:07.200 (2)	84.02	0.418	12:51:24.305
3 -	1:25.477	43.244	2:08.721	83.03	1.939	12:53:33.026
4 -	<b>1:24.379</b>	<b>42.403</b>	<b>2:06.782 (1)</b>	<b>84.30</b>		<b>12:55:39.808</b>
5 -	1:25.750	42.730	2:08.480 (3)	83.18	1.698	12:57:48.288

P26 78 Ret_C		Jamie THOMAS		Suzuki GSXR 1000 - Team RubyRacing		
IDEAL LAP TIME : 2:04.817		BEST LAP TIME : 2:04.817		DIFFERENCE : 0.000		
LAP	SECTOR 1	SECTOR 2	LAP TIME	MPH	DIFF	TIME OF DAY
1 -		42.103	2:12.910	80.41	8.093	12:49:12.718
2 -	1:23.563	42.073	2:05.636 (2)	85.07	0.819	12:51:18.354
3 -	1:23.704	IN PIT	2:42.757 P	65.66	37.940	12:54:01.111
4 -	OUTLAP	41.790	2:07.788	83.63	2.971	12:56:08.899
5 -	<b>1:23.232</b>	<b>41.585</b>	<b>2:04.817 (1)</b>	<b>85.63</b>		<b>12:58:13.716</b>

P27 274 C		Stewart LATIMER		SUZUKI GSXR1000 RR - Fat Bloke Racing RR		
IDEAL LAP TIME : 2:11.643		BEST LAP TIME : 2:11.643		DIFFERENCE : 0.000		
LAP	SECTOR 1	SECTOR 2	LAP TIME	MPH	DIFF	TIME OF DAY
1 -		45.015	2:24.499	73.96	12.856	12:49:24.307
2 -	1:30.032	44.181	2:14.213	79.63	2.570	12:51:38.520
3 -	1:28.774	44.396	2:13.170 (2)	80.25	1.527	12:53:51.690
4 -	<b>1:27.504</b>	<b>44.139</b>	<b>2:11.643 (1)</b>	<b>81.18</b>		<b>12:56:03.333</b>
5 -	1:29.380	44.284	2:13.664 (3)	79.96	2.021	12:58:16.997

P28 66		Stephen HARVEY		Kawasaki ZX10 -		
IDEAL LAP TIME : 2:12.626		BEST LAP TIME : 2:12.626		DIFFERENCE : 0.000		
LAP	SECTOR 1	SECTOR 2	LAP TIME	MPH	DIFF	TIME OF DAY
1 -		44.843	2:22.951	74.76	10.325	12:49:22.759
2 -	1:29.689	45.343	2:15.032	79.15	2.406	12:51:37.791
3 -	1:28.760	45.022	2:13.782 (3)	79.89	1.156	12:53:51.573
4 -	1:28.770	44.697	2:13.467 (2)	80.08	0.841	12:56:05.040
5 -	<b>1:28.209</b>	<b>44.417</b>	<b>2:12.626 (1)</b>	<b>80.58</b>		<b>12:58:17.666</b>

P29 96 Ret_C		Pete SCOTT		Suzuki GSXR1000K5 - South Hill MOT Centre		
IDEAL LAP TIME :		BEST LAP TIME :		DIFFERENCE :		
LAP	SECTOR 1	SECTOR 2	LAP TIME	MPH	DIFF	TIME OF DAY
1 -		<b>41.869</b>	2:13.664	79.96		12:49:13.472



# BMCRC - MRO Championships 2024 - Rnd 3 @ Snetterton 300

## Reactive Parts MRO Powerbikes inc Clubman 1000 & MRO Retro 1000

### RACE 9 - BEST SECTORS

SECTOR 1			SECTOR 2			IDEAL / BEST COMPARISON						
POS	NO	NAME	TIME	NO	NAME	TIME	POS	NO	NAME	IDEAL	BEST	DIFF
									<b>PERFECT LAP</b>	<b>1:53.670</b>		
1	26	WAINWRIGHT	1:15.698	26	WAINWRIGHT	37.972	1	26	WAINWRIGHT	1:53.670	1:53.670	0.000
2	1	WILSON	1:16.440	1	WILSON	38.354	2	1	WILSON	1:54.794	1:54.987	0.193
3	173	DRAPER	1:16.677	173	DRAPER	38.547	3	173	DRAPER	1:55.224	1:55.382	0.158
4	144	HALLIDAY	1:16.714	6	OSBORNE	38.809	4	144	HALLIDAY	1:55.778	1:55.958	0.180
5	6	OSBORNE	1:16.980	99	BUTTERWORTH	39.027	5	6	OSBORNE	1:55.789	1:55.789	0.000
6	65	BAKER	1:18.277	144	HALLIDAY	39.064	6	65	BAKER	1:57.643	1:57.643	0.000
7	24	MANLEY	1:18.735	818	SYMON	39.358	7	99	BUTTERWORTH	1:58.184	1:58.233	0.049
8	80	CREASEY	1:18.900	65	BAKER	39.366	8	24	MANLEY	1:58.302	1:58.527	0.225
9	99	BUTTERWORTH	1:19.157	24	MANLEY	39.567	9	80	CREASEY	1:58.660	1:58.660	0.000
10	188	KRAWIECKI	1:19.486	188	KRAWIECKI	39.657	10	188	KRAWIECKI	1:59.143	1:59.174	0.031
11	48	COLLINS	1:20.013	152	MANTELL	39.676	11	818	SYMON	1:59.586	2:00.089	0.503
12	818	SYMON	1:20.228	80	CREASEY	39.760	12	48	COLLINS	1:59.879	1:59.879	0.000
13	152	MANTELL	1:20.404	48	COLLINS	39.866	13	152	MANTELL	2:00.080	2:00.521	0.441
14	19	DONOVAN	1:20.771	102	FEARN	39.994	14	19	DONOVAN	2:00.923	2:01.189	0.266
15	13	MERCER	1:21.246	19	DONOVAN	40.152	15	13	MERCER	2:01.507	2:01.507	0.000
16	34	CHEESEMAN	1:21.369	13	MERCER	40.261	16	102	FEARN	2:01.527	2:01.527	0.000
17	102	FEARN	1:21.533	34	CHEESEMAN	40.702	17	34	CHEESEMAN	2:02.071	2:02.071	0.000
18	123	VINCER	1:21.653	123	VINCER	40.805	18	123	VINCER	2:02.458	2:03.368	0.910
19	333	HOUGHTON	1:22.388	333	HOUGHTON	40.902	19	333	HOUGHTON	2:03.290	2:03.341	0.051
20	7	JENKINS	1:23.117	78	THOMAS	41.585	20	78	THOMAS	2:04.817	2:04.817	0.000
21	78	THOMAS	1:23.232	7	JENKINS	41.702	21	7	JENKINS	2:04.819	2:04.983	0.164
22	84	DELLOW	1:23.412	11	GREGORIO	41.704	22	84	DELLOW	2:05.127	2:05.633	0.506
23	28	DAVIDSON	1:24.195	84	DELLOW	41.715	23	11	GREGORIO	2:06.190	2:07.645	1.455
24	175	PESTANA	1:24.379	96	SCOTT	41.869	24	23	PAES	2:06.534	2:06.661	0.127
25	11	GREGORIO	1:24.486	23	PAES	41.923	25	175	PESTANA	2:06.782	2:06.782	0.000
26	23	PAES	1:24.611	175	PESTANA	42.403	26	28	DAVIDSON	2:06.963	2:07.039	0.076
27	274	LATIMER	1:27.504	28	DAVIDSON	42.768	27	274	LATIMER	2:11.643	2:11.643	0.000
28	66	HARVEY	1:28.209	274	LATIMER	44.139	28	66	HARVEY	2:12.626	2:12.626	0.000
29				66	HARVEY	44.417	29	96	SCOTT			

# BMCRC - MRO Championships 2024 - Rnd 3 @ Snetterton 300

Reactive Parts MRO Powerbikes inc Clubman 1000 & MRO Retro 1000

## RACE 9 - STATISTICS

**Competitors Started** 29  
**Planned Start** 2024-05-05 @ 12:45:00.000  
**Actual Start** 2024-05-05 @ 12:46:59.807  
**Finish Time** 2024-05-05 @ 12:56:39.239  
**Track Length** 2.9689mi.  
**Total Laps** 141  
**Total Distance Covered** 418.6165mi.

### Session Fastest Lap History

NO	CL	NAME	LAP TIME	TIME OF DAY	LAP	VEHICLE
26		Josh WAINWRIGHT	<b>1:54.098</b>	12:50:53.794	2	Honda CBR1000
26		Josh WAINWRIGHT	<b>1:53.670</b>	12:52:47.465	3	Honda CBR1000

### Session Leader History

NO	CL	NAME	FROM LAP	LAPS LED	DISTANCE	VEHICLE
26		Josh WAINWRIGHT	1	5	14.84 miles	Honda CBR1000

### Flag History

TYPE	TIME OF DAY
GREEN	12:46:59.807
FINISH	12:56:39.239

### Flag Statistics

TYPE	COUNT	TOTAL LAPS	TOTAL TIME
Green	1	5	11:32.725
Red	0	0	0.000
Safety Car	0	0	0.000
FCY	0	0	0.000

# BMCRC - MRO Championships 2024 - Rnd 3 @ Snetterton 300

Reactive Parts MRO Powerbikes inc Clubman 1000 & MRO Retro 1000

## RACE 9 - STATISTICS

CLASS :

10 Starters

### Fastest Lap History

NO	NAME	LAP TIME	TIME OF DAY	LAP	VEHICLE
26	Josh WAINWRIGHT	1:54.098	12:50:53.794	2	Honda CBR1000
26	Josh WAINWRIGHT	1:53.670	12:52:47.465	3	Honda CBR1000

### Leader History

NO	NAME	FROM LAP	LAPS LED	DISTANCE	VEHICLE
26	Josh WAINWRIGHT	1	5	14.84 miles	Honda CBR1000

# BMCRC - MRO Championships 2024 - Rnd 3 @ Snetterton 300

Reactive Parts MRO Powerbikes inc Clubman 1000 & MRO Retro 1000

## RACE 9 - STATISTICS

**CLASS : C**

10 Starters

### Fastest Lap History

NO	NAME	LAP TIME	TIME OF DAY	LAP	VEHICLE
24	Callum MANLEY	1:58.834	12:51:03.069	2	Kawasaki ZX10R
24	Callum MANLEY	1:58.527	12:53:01.597	3	Kawasaki ZX10R

### Leader History

NO	NAME	FROM LAP	LAPS LED	DISTANCE	VEHICLE
24	Callum MANLEY	1	5	14.84 miles	Kawasaki ZX10R

# BMCRC - MRO Championships 2024 - Rnd 3 @ Snetterton 300

Reactive Parts MRO Powerbikes inc Clubman 1000 & MRO Retro 1000

## RACE 9 - STATISTICS

CLASS : Ret\_C

8 Starters

### Fastest Lap History

NO	NAME	LAP TIME	TIME OF DAY	LAP	VEHICLE
99	Steven BUTTERWORTH	1:59.267	12:51:05.932	2	Yamaha R1
99	Steven BUTTERWORTH	1:58.233	12:53:04.167	3	Yamaha R1

### Leader History

NO	NAME	FROM LAP	LAPS LED	DISTANCE	VEHICLE
99	Steven BUTTERWORTH	1	5	14.84 miles	Yamaha R1

# BMCRC - MRO Championships 2024 - Rnd 3 @ Snetterton 300

Reactive Parts MRO Powerbikes inc Clubman 1000 & MRO Retro 1000

## RACE 9 - STATISTICS

CLASS : Ret\_N

1 Starters

### Fastest Lap History

NO	NAME	LAP TIME	TIME OF DAY	LAP	VEHICLE
818	Alex SYMON	2:00.689	12:51:05.493	2	Kawasaki ZX10R
818	Alex SYMON	2:00.089	12:53:05.581	3	Kawasaki ZX10R

### Leader History

NO	NAME	FROM LAP	LAPS LED	DISTANCE	VEHICLE
818	Alex SYMON	1	5	14.84 miles	Kawasaki ZX10R



# BMCRC - MRO Championships 2024 - Rnd 3 @ Snetterton 300

## Reactive Parts MRO Powerbikes inc Clubman 1000 & MRO Retro 1000

### RACE 20 - GRID (5 Laps)

ROW 12	36	666	Nathan THOMPSON	35	10	Ross DUNNING	34	127	Matthew CHAM		
ROW 11		33	888	Paul FAGG	32	83	Jason SIGGS	31	163	Riccardo BIGUZZI	
ROW 10	30	97	Alex MANN	29	96	Pete SCOTT	28	66	Stephen HARVEY	2:12.626	
ROW 9		27	274	Stewart LATIMER	26	11	Roberto Di GREGORIO	25	28	Cameron DAVIDSON	2:11.643 2:07.645 2:07.039
ROW 8	24	175	Arlindo PESTANA	23	23	Jason PAES	22	84	Martyn DELLOW	2:06.782 2:06.661 2:05.633	
ROW 7		21	7	Seb JENKINS	20	78	Jamie THOMAS	19	123	James VINCER	2:04.983 2:04.817 2:03.368
ROW 6	18	333	Andrew HOUGHTON	17	34	Ben CHEESEMAN	16	102	James FEARN	2:03.341 2:02.071 2:01.527	
ROW 5		15	13	Daniel MERCER	14	19	Tyler DONOVAN	13	152	Barry MANTELL	2:01.507 2:01.189 2:00.521
ROW 4	12	818	Alex SYMON	11	48	Aaron COLLINS	10	188	Dawid KRAWIECKI	2:00.089 1:59.879 1:59.174	
ROW 3		9	80	Morgan CREASEY	8	24	Callum MANLEY	7	99	Steven BUTTERWORTH	1:58.660 1:58.527 1:58.233
ROW 2	6	65	Peter BAKER	5	144	Jorge HALLIDAY	4	6	Sam OSBORNE	1:57.643 1:55.958 1:55.789	
ROW 1		3	173	Stephen DRAPER	2	1	Nicky WILSON	1	26	Josh WAINWRIGHT	1:55.382 1:54.987 1:53.670

**Pole**

These results are provisional until the conclusion of any judicial and technical matters.

Snetterton 300: 2.9689 miles

Clerk Of Course:	Stewards:	Timekeeper:	<i>Craig Smith</i>	
------------------	-----------	-------------	--------------------	--

Results can be found at [www.tsl-timing.com](http://www.tsl-timing.com)

Printed - 13:37 Sunday, 05 May 2024





# BMCRC - MRO Championships 2024 - Rnd 3 @ Snetterton 300

## Reactive Parts MRO Powerbikes inc Clubman 1000 & MRO Retro 1000

### RACE 20 - CLASSIFICATION

Race Distance: 5 Laps / 14.84 miles

POS	NO	CL	PIC	NAME	ENTRY	LAPS	TIME	GAP	DIFF	MPH	BEST	ON	GRD	↑↓
1	26		1	Josh WAINWRIGHT	Honda CBR1000 - JW MOT Centre	5	9:39.784			92.17	1:54.263	5	1	0
2	1		2	Nicky WILSON	Suzuki GSXR 1000 - Demon GP/Haslemere Motorcycles	5	9:44.344	4.560	4.560	91.45	1:54.846	2	2	0
3	144		3	Jorge HALLIDAY	Yamaha R1 - Stanford Halliday Racing	5	9:47.168	7.384	2.824	91.01	1:54.926	5	5	2
4	6		4	Sam OSBORNE	Suzuki GSXR1000 - MSG Racing	5	9:50.921	11.137	3.753	90.43	1:56.544	4	4	0
5	99	Ret_C	1	Steven BUTTERWORTH	Yamaha R1 -	5	9:57.997	18.213	7.076	89.36	1:57.844	5	7	2
6	24	C	1	Callum MANLEY	Kawasaki ZX10R - Bec's Sweets	5	9:59.069	19.285	1.072	89.20	1:57.847	2	8	2
7	80	C	2	Morgan CREASEY	Honda CBR 1000 - Warics Ltd	5	9:59.982	20.198	0.913	89.06	1:57.801	5	9	2
8	65		5	Peter BAKER	Kawasaki ZX10R - TJ & Peter Baker M/C. Dodfrey engineerir	5	10:03.438	23.654	3.456	88.55	1:58.237	3	6	-2
9	188		6	Dawid KRAWIECKI	Yamaha R1 - Code Blue LTD & D A East Electrical	5	10:11.214	31.430	7.776	87.43	1:59.557	4	10	1
10	19	Ret_C	2	Tyler DONOVAN	- Tinder Corp	5	10:15.455	35.671	4.241	86.83	2:01.209	4	14	4
11	152		7	Barry MANTELL	Kawaskai ZX10R - Swedish car connection	5	10:15.504	35.720	0.049	86.82	2:00.289	4	13	2
12	13	Ret_C	3	Daniel MERCER	Honda CBR1000RR - Merc&Co Racing, Apex2Apex promoti	5	10:21.929	42.145	6.425	85.92	2:02.306	5	15	3
13	48	C	3	Aaron COLLINS	Bmw S1000RR - Precision installations	5	10:27.336	47.552	5.407	85.18	2:01.189	4	11	-2
14	123	C	4	James VINCER	Suzuki GSXR R - John Butcher Bros	5	10:28.982	49.198	1.646	84.96	2:03.042	4	19	5
15	818	Ret_N	1	Alex SYMON	Kawasaki ZX10R - MCW	5	10:30.480	50.696	1.498	84.76	2:03.117	2	12	-3
16	34	C	5	Ben CHEESEMAN	Kawasaki ZX10RR - BCH Services Kent Ltd	5	10:34.087	54.303	3.607	84.27	2:04.561	4	17	1
17	333		8	Andrew HOUGHTON	BMW S1000RR - Techoir	5	10:36.887	57.103	2.800	83.90	2:04.810	2	18	1
18	84	C	6	Martyn DELLOW	Suzuki GSXR1000 - Kirdford Shotblasting	5	10:36.904	57.120	0.017	83.90	2:04.850	5	22	4
19	23	C	7	Jason PAES	Aprilia RSV4 - J&R Electrical Ltd	5	10:39.857	1:00.073	2.953	83.51	2:05.681	4	23	4
20	11	Ret_C	4	Roberto Di GREGORIO	Aprilia RSV4 FACTORY - Physio Healthy	5	10:41.589	1:01.805	1.732	83.29	2:05.388	4	26	6
21	274	C	8	Stewart LATIMER	SUZUKI GSXR1000 RR - Fat Bloke Racing RR	5	11:18.710	1:38.926	37.121	78.73	2:12.946	4	27	6
22	66		9	Stephen HARVEY	Kawasaki ZX10 -	5	11:36.595	1:56.811	17.885	76.71	2:16.910	2	28	6

#### NOT CLASSIFIED

DNF	28	Ret_C		Cameron DAVIDSON	Yamaha R1 -	4	8:30.542	1 Lap	1 Lap	83.73	2:04.591	4	25	
DNF	7	C		Seb JENKINS	Yamaha YZF-R1 - TBR Performance	1	2:14.553	4 Laps	3 Laps	79.43			21	

#### FASTEST LAP

26	Josh WAINWRIGHT	Honda CBR1000 - JW MOT Centre	5	1:54.263	93.53 mph	150.53 kph
80	Morgan CREASEY	Honda CBR 1000 - Warics Ltd	5	1:57.801	90.72 mph	146.01 kph
99	Steven BUTTERWORTH	Yamaha R1 -	5	1:57.844	90.69 mph	145.96 kph
818	Alex SYMON	Kawasaki ZX10R - MCW	2	2:03.117	86.81 mph	139.71 kph

#### Comments:

Class - 92.5% of Race Speed = 85.25 mph  
 Class Ret\_C - 92.5% of Race Speed = 82.65 mph  
 Class C - 92.5% of Race Speed = 82.51 mph  
 Class Ret\_N - 92.5% of Race Speed = 78.40 mph

Weather / Track : Cloudy / Dry

Date: 05/05/2024 Start: 16:51 Finish: 17:01

These results are provisional until the conclusion of any judicial and technical matters.

Snetterton 300: 2.9689 miles

Clerk Of Course:	Stewards:	Timekeeper:	<i>Craig Smith</i>	
------------------	-----------	-------------	--------------------	--

Results can be found at [www.tsl-timing.com](http://www.tsl-timing.com)

Printed - 17:04 Sunday, 05 May 2024





# BMCRC - MRO Championships 2024 - Rnd 3 @ Snetterton 300

## Reactive Parts MRO Powerbikes inc Clubman 1000 & MRO Retro 1000

### RACE 20 - LAP CHART

LAP 1 @ 16:53:53.332			LAP 2 @ 16:55:48.135			LAP 3 @ 16:57:43.149			LAP 4 @ 16:59:37.560			LAP 5 @ 17:01:31.823		
NO	BEHIND	LAP TIME	NO	BEHIND	LAP TIME	NO	BEHIND	LAP TIME	NO	BEHIND	LAP TIME	NO	BEHIND	LAP TIME
<b>26</b>		2:01.293	<b>26</b>		1:54.803	<b>26</b>		1:55.014	<b>26</b>		1:54.411	<b>26</b>		1:54.263
<b>1</b>	0.085	2:01.378	<b>1</b>	0.128	1:54.846	<b>1</b>	0.399	1:55.285	<b>1</b>	1.544	1:55.556	<b>1</b>	4.560	1:57.279
<b>6</b>	0.854	2:02.147	<b>6</b>	2.830	1:56.779	<b>6</b>	4.649	1:56.833	<b>144</b>	6.721	1:56.311	<b>144</b>	7.384	1:54.926
<b>144</b>	1.889	2:03.182	<b>144</b>	3.500	1:56.414	<b>144</b>	4.821	1:56.335	<b>6</b>	6.782	1:56.544	<b>6</b>	11.137	1:58.618
<b>99</b>	4.207	2:05.500	<b>24</b>	7.711	1:57.847	<b>24</b>	10.696	1:57.999	<b>99</b>	14.632	1:58.074	<b>99</b>	18.213	1:57.844
<b>24</b>	4.667	2:05.960	<b>99</b>	8.054	1:58.650	<b>99</b>	10.969	1:57.929	<b>24</b>	15.640	1:59.355	<b>24</b>	19.285	1:57.908
<b>80</b>	5.678	2:06.971	<b>80</b>	9.573	1:58.698	<b>80</b>	12.981	1:58.422	<b>80</b>	16.660	1:58.090	<b>80</b>	20.198	1:57.801
<b>65</b>	5.998	2:07.291	<b>65</b>	9.882	1:58.687	<b>65</b>	13.105	1:58.237	<b>65</b>	17.608	1:58.914	<b>65</b>	23.654	2:00.309
<b>818</b>	6.626	2:07.919	<b>188</b>	14.098	2:01.678	<b>188</b>	19.920	2:00.836	<b>188</b>	25.066	1:59.557	<b>188</b>	31.430	2:00.627
<b>188</b>	7.223	2:08.516	<b>818</b>	14.940	2:03.117	<b>19</b>	21.760	2:01.487	<b>19</b>	28.558	2:01.209	<b>19</b>	35.671	2:01.376
<b>19</b>	7.574	2:08.867	<b>19</b>	15.287	2:02.516	<b>152</b>	22.817	2:01.871	<b>152</b>	28.695	2:00.289	<b>152</b>	35.720	2:01.288
<b>152</b>	7.743	2:09.036	<b>152</b>	15.960	2:03.020	<b>818</b>	25.118	2:05.192	<b>13</b>	34.102	2:02.742	<b>13</b>	42.145	2:02.306
<b>13</b>	8.504	2:09.797	<b>13</b>	16.256	2:02.555	<b>13</b>	25.771	2:04.529	<b>818</b>	37.018	2:06.311	<b>48</b>	47.552	2:02.050
<b>28</b>	11.232	2:12.525	<b>123</b>	20.121	2:03.563	<b>123</b>	28.811	2:03.704	<b>123</b>	37.442	2:03.042	<b>123</b>	49.198	2:06.019
<b>123</b>	11.361	2:12.654	<b>28</b>	22.018	2:05.589	<b>48</b>	32.987	2:05.033	<b>48</b>	39.765	2:01.189	<b>818</b>	50.696	2:07.941
<b>48</b>	11.414	2:12.707	<b>34</b>	22.661	2:05.117	<b>34</b>	33.557	2:05.910	<b>34</b>	43.707	2:04.561	<b>34</b>	54.303	2:04.859
<b>84</b>	11.629	2:12.922	<b>84</b>	22.881	2:06.055	<b>28</b>	34.841	2:07.837	<b>28</b>	45.021	2:04.591	<b>333</b>	57.103	2:04.874
<b>34</b>	12.347	2:13.640	<b>48</b>	22.968	2:06.357	<b>333</b>	35.298	2:06.840	<b>333</b>	46.492	2:05.605	<b>84</b>	57.120	2:04.850
<b>7</b>	13.260	2:14.553	<b>333</b>	23.472	2:04.810	<b>84</b>	35.421	2:07.554	<b>84</b>	46.533	2:05.523	<b>23</b>	1:00.073	2:06.449
<b>333</b>	13.465	2:14.758	<b>23</b>	25.626	2:06.183	<b>23</b>	36.617	2:06.005	<b>23</b>	47.887	2:05.681	<b>11</b>	1:01.805	2:07.141
<b>23</b>	14.246	2:15.539	<b>11</b>	26.443	2:05.481	<b>11</b>	37.950	2:06.521	<b>11</b>	48.927	2:05.388	<b>274</b>	1:38.926	2:14.276
<b>11</b>	15.765	2:17.058	<b>274</b>	40.997	2:14.805	<b>274</b>	1:00.378	2:14.395	<b>274</b>	1:18.913	2:12.946	<b>66</b>	1:56.811	2:18.902
<b>274</b>	20.995	2:22.288	<b>66</b>	44.902	2:16.910	<b>66</b>	1:07.193	2:17.305	<b>66</b>	1:32.172	2:19.390			
<b>66</b>	22.795	2:24.088												

# BMCRC - MRO Championships 2024 - Rnd 3 @ Snetterton 300

## Reactive Parts MRO Powerbikes inc Clubman 1000 & MRO Retro 1000

### RACE 20 - POSITION CHART

No	Name	Lap Pos	Lap				
			1	2	3	4	5
26	WAINWRIGHT	1	26	26	26	26	26
1	WILSON	2	1	1	1	1	1
6	OSBORNE	3	6	6	6	144	144
144	HALLIDAY	4	144	144	144	6	6
65	BAKER	5	99	24	24	99	99
99	BUTTERWORTH	6	24	99	99	24	24
24	MANLEY	7	80	80	80	80	80
80	CREASEY	8	65	65	65	65	65
188	KRAWIECKI	9	818	188	188	188	188
48	COLLINS	10	188	818	19	19	19
818	SYMON	11	19	19	152	152	152
152	MANTELL	12	152	152	818	13	13
19	DONOVAN	13	13	13	13	818	48
13	MERCER	14	28	123	123	123	123
34	CHEESEMAN	15	123	28	48	48	818
333	HOUGHTON	16	48	34	34	34	34
123	VINCER	17	84	84	28	28	333
7	JENKINS	18	34	48	333	333	84
84	DELLOW	19	7	333	84	84	23
23	PAES	20	333	23	23	23	11
28	DAVIDSON	21	23	11	11	11	274
11	GREGORIO	22	11	274	274	274	66
274	LATIMER	23	274	66	66	66	
66	HARVEY	24	66				

# BMCRC - MRO Championships 2024 - Rnd 3 @ Snetterton 300

## Reactive Parts MRO Powerbikes inc Clubman 1000 & MRO Retro 1000

### RACE 20 - SECTOR ANALYSIS



SECTOR 1 = FL to I1, SECTOR 2 = I1 to FL, DIFF = Difference To Personal Best Lap, P = Crossed Finish Line in Pit Lane, D = Time Disallowed

P1 26		Josh WAINWRIGHT		Honda CBR1000 - JW MOT Centre		
IDEAL LAP TIME : 1:54.263		BEST LAP TIME : 1:54.263		DIFFERENCE : 0.000		
LAP	SECTOR 1	SECTOR 2	LAP TIME	MPH	DIFF	TIME OF DAY
1 -		38.875	2:01.293	88.11	7.030	16:53:53.332
2 -	1:16.374	38.429	1:54.803 (3)	93.09	0.540	16:55:48.135
3 -	1:16.559	38.455	1:55.014	92.92	0.751	16:57:43.149
4 -	1:16.202	38.209	1:54.411 (2)	93.41	0.148	16:59:37.560
5 -	<b>1:16.187</b>	<b>38.076</b>	<b>1:54.263 (1)</b>	<b>93.53</b>		<b>17:01:31.823</b>

P2 1		Nicky WILSON		Suzuki GSXR 1000 - Demon GP/Haslemere Motorcycles		
IDEAL LAP TIME : 1:54.749		BEST LAP TIME : 1:54.846		DIFFERENCE : 0.097		
LAP	SECTOR 1	SECTOR 2	LAP TIME	MPH	DIFF	TIME OF DAY
1 -		38.738	2:01.378	88.05	6.532	16:53:53.417
2 -	<b>1:16.459</b>	38.387	<b>1:54.846 (1)</b>	<b>93.06</b>		<b>16:55:48.263</b>
3 -	1:16.995	<b>38.290</b>	1:55.285 (2)	92.71	0.439	16:57:43.548
4 -	1:17.026	38.530	1:55.556 (3)	92.49	0.710	16:59:39.104
5 -	1:18.352	38.927	1:57.279	91.13	2.433	17:01:36.383

P3 144		Jorge HALLIDAY		Yamaha R1 - Stanford Halliday Racing		
IDEAL LAP TIME : 1:54.926		BEST LAP TIME : 1:54.926		DIFFERENCE : 0.000		
LAP	SECTOR 1	SECTOR 2	LAP TIME	MPH	DIFF	TIME OF DAY
1 -		39.501	2:03.182	86.76	8.256	16:53:55.221
2 -	1:17.146	39.268	1:56.414	91.81	1.488	16:55:51.635
3 -	1:16.990	39.345	1:56.335 (3)	91.87	1.409	16:57:47.970
4 -	1:17.574	38.737	1:56.311 (2)	91.89	1.385	16:59:44.281
5 -	<b>1:16.362</b>	<b>38.564</b>	<b>1:54.926 (1)</b>	<b>92.99</b>		<b>17:01:39.207</b>

P4 6		Sam OSBORNE		Suzuki GSXR1000 - MSG Racing		
IDEAL LAP TIME : 1:56.212		BEST LAP TIME : 1:56.544		DIFFERENCE : 0.332		
LAP	SECTOR 1	SECTOR 2	LAP TIME	MPH	DIFF	TIME OF DAY
1 -		38.957	2:02.147	87.50	5.603	16:53:54.186
2 -	1:17.894	38.885	1:56.779 (2)	91.52	0.235	16:55:50.965
3 -	1:17.580	39.253	1:56.833 (3)	91.48	0.289	16:57:47.798
4 -	1:17.716	<b>38.828</b>	<b>1:56.544 (1)</b>	<b>91.70</b>		<b>16:59:44.342</b>
5 -	<b>1:17.384</b>	41.234	1:58.618	90.10	2.074	17:01:42.960

P5 99 Ret_C		Steven BUTTERWORTH		Yamaha R1 -		
IDEAL LAP TIME : 1:57.577		BEST LAP TIME : 1:57.844		DIFFERENCE : 0.267		
LAP	SECTOR 1	SECTOR 2	LAP TIME	MPH	DIFF	TIME OF DAY
1 -		39.431	2:05.500	85.16	7.656	16:53:57.539
2 -	1:19.474	39.176	1:58.650	90.08	0.806	16:55:56.189
3 -	1:19.005	<b>38.924</b>	1:57.929 (2)	90.63	0.085	16:57:54.118
4 -	1:18.972	39.102	1:58.074 (3)	90.52	0.230	16:59:52.192
5 -	<b>1:18.653</b>	39.191	<b>1:57.844 (1)</b>	<b>90.69</b>		<b>17:01:50.036</b>

P6 24 C		Callum MANLEY		Kawasaki ZX10R - Bec's Sweets		
IDEAL LAP TIME : 1:57.585		BEST LAP TIME : 1:57.847		DIFFERENCE : 0.262		
LAP	SECTOR 1	SECTOR 2	LAP TIME	MPH	DIFF	TIME OF DAY
1 -		39.756	2:05.960	84.85	8.113	16:53:57.999
2 -	<b>1:18.137</b>	39.710	<b>1:57.847 (1)</b>	<b>90.69</b>		<b>16:55:55.846</b>
3 -	1:18.551	<b>39.448</b>	1:57.999 (3)	90.57	0.152	16:57:53.845
4 -	1:19.538	39.817	1:59.355	89.54	1.508	16:59:53.200
5 -	1:18.424	39.484	1:57.908 (2)	90.64	0.061	17:01:51.108

# BMCRC - MRO Championships 2024 - Rnd 3 @ Snetterton 300

## Reactive Parts MRO Powerbikes inc Clubman 1000 & MRO Retro 1000

### RACE 20 - SECTOR ANALYSIS



SECTOR 1 = FL to I1, SECTOR 2 = I1 to FL, DIFF = Difference To Personal Best Lap, P = Crossed Finish Line in Pit Lane, D = Time Disallowed

P7 80 C		Morgan CREASEY		Honda CBR 1000 - Warics Ltd		
IDEAL LAP TIME : 1:57.766		BEST LAP TIME : 1:57.801		DIFFERENCE : 0.035		
LAP	SECTOR 1	SECTOR 2	LAP TIME	MPH	DIFF	TIME OF DAY
1 -		40.003	2:06.971	84.17	9.170	16:53:59.010
2 -	1:18.993	39.705	1:58.698	90.04	0.897	16:55:57.708
3 -	1:18.772	39.650	1:58.422 (3)	90.25	0.621	16:57:56.130
4 -	1:18.706	<b>39.384</b>	1:58.090 (2)	90.50	0.289	16:59:54.220
5 -	<b>1:18.382</b>	39.419	<b>1:57.801 (1)</b>	<b>90.72</b>		<b>17:01:52.021</b>

P8 65		Peter BAKER		Kawasaki ZX10R - TJ & Peter Baker M/C. Dodfrey engineering		
IDEAL LAP TIME : 1:58.237		BEST LAP TIME : 1:58.237		DIFFERENCE : 0.000		
LAP	SECTOR 1	SECTOR 2	LAP TIME	MPH	DIFF	TIME OF DAY
1 -		40.134	2:07.291	83.96	9.054	16:53:59.330
2 -	1:19.012	39.675	1:58.687 (2)	90.05	0.450	16:55:58.017
3 -	<b>1:18.858</b>	<b>39.379</b>	<b>1:58.237 (1)</b>	<b>90.39</b>		<b>16:57:56.254</b>
4 -	1:19.197	39.717	1:58.914 (3)	89.88	0.677	16:59:55.168
5 -	1:19.615	40.694	2:00.309	88.83	2.072	17:01:55.477

P9 188		Dawid KRAWIECKI		Yamaha R1 - Code Blue LTD & D A East Electrical		
IDEAL LAP TIME : 1:59.497		BEST LAP TIME : 1:59.557		DIFFERENCE : 0.060		
LAP	SECTOR 1	SECTOR 2	LAP TIME	MPH	DIFF	TIME OF DAY
1 -		40.888	2:08.516	83.16	8.959	16:54:00.555
2 -	1:21.739	<b>39.939</b>	2:01.678	87.83	2.121	16:56:02.233
3 -	1:20.790	40.046	2:00.836 (3)	88.45	1.279	16:58:03.069
4 -	<b>1:19.558</b>	39.999	<b>1:59.557 (1)</b>	<b>89.39</b>		<b>17:00:02.626</b>
5 -	1:20.183	40.444	2:00.627 (2)	88.60	1.070	17:02:03.253

P10 19 Ret_C		Tyler DONOVAN		- Tinder Corp		
IDEAL LAP TIME : 2:01.012		BEST LAP TIME : 2:01.209		DIFFERENCE : 0.197		
LAP	SECTOR 1	SECTOR 2	LAP TIME	MPH	DIFF	TIME OF DAY
1 -		40.325	2:08.867	82.93	7.658	16:54:00.906
2 -	1:21.950	40.566	2:02.516	87.23	1.307	16:56:03.422
3 -	1:20.876	40.611	2:01.487 (3)	87.97	0.278	16:58:04.909
4 -	<b>1:20.700</b>	40.509	<b>2:01.209 (1)</b>	<b>88.17</b>		<b>17:00:06.118</b>
5 -	1:21.064	<b>40.312</b>	2:01.376 (2)	88.05	0.167	17:02:07.494

P11 152		Barry MANTELL		Kawaskai ZX10R - Swedish car connection		
IDEAL LAP TIME : 1:59.421		BEST LAP TIME : 2:00.289		DIFFERENCE : 0.868		
LAP	SECTOR 1	SECTOR 2	LAP TIME	MPH	DIFF	TIME OF DAY
1 -		40.496	2:09.036	82.82	8.747	16:54:01.075
2 -	1:21.994	41.026	2:03.020	86.88	2.731	16:56:04.095
3 -	1:22.039	<b>39.832</b>	2:01.871 (3)	87.69	1.582	16:58:05.966
4 -	<b>1:19.589</b>	40.700	<b>2:00.289 (1)</b>	<b>88.85</b>		<b>17:00:06.255</b>
5 -	1:20.842	40.446	2:01.288 (2)	88.12	0.999	17:02:07.543

P12 13 Ret_C		Daniel MERCER		Honda CBR1000RR - Merc&Co Racing, Apex2Apex promotions		
IDEAL LAP TIME : 2:02.190		BEST LAP TIME : 2:02.306		DIFFERENCE : 0.116		
LAP	SECTOR 1	SECTOR 2	LAP TIME	MPH	DIFF	TIME OF DAY
1 -		<b>40.703</b>	2:09.797	82.34	7.491	16:54:01.836
2 -	1:21.664	40.891	2:02.555 (2)	87.21	0.249	16:56:04.391
3 -	1:22.794	41.735	2:04.529	85.82	2.223	16:58:08.920
4 -	1:21.902	40.840	2:02.742 (3)	87.07	0.436	17:00:11.662
5 -	<b>1:21.487</b>	40.819	<b>2:02.306 (1)</b>	<b>87.38</b>		<b>17:02:13.968</b>

# BMCRC - MRO Championships 2024 - Rnd 3 @ Snetterton 300

## Reactive Parts MRO Powerbikes inc Clubman 1000 & MRO Retro 1000

### RACE 20 - SECTOR ANALYSIS



SECTOR 1 = FL to I1, SECTOR 2 = I1 to FL, DIFF = Difference To Personal Best Lap, P = Crossed Finish Line in Pit Lane, D = Time Disallowed

P13 48 C		Aaron COLLINS		Bmw S1000RR - Precision installations		
IDEAL LAP TIME : 2:00.798		BEST LAP TIME : 2:01.189		DIFFERENCE : 0.391		
LAP	SECTOR 1	SECTOR 2	LAP TIME	MPH	DIFF	TIME OF DAY
1 -		42.059	2:12.707	80.53	11.518	16:54:04.746
2 -	1:24.170	42.187	2:06.357	84.58	5.168	16:56:11.103
3 -	1:23.598	41.435	2:05.033 (3)	85.48	3.844	16:58:16.136
4 -	<b>1:20.695</b>	40.494	<b>2:01.189 (1)</b>	<b>88.19</b>		<b>17:00:17.325</b>
5 -	1:21.947	<b>40.103</b>	2:02.050 (2)	87.57	0.861	17:02:19.375

P14 123 C		James VINCER		Suzuki GSXR R - John Butcher Bros		
IDEAL LAP TIME : 2:03.042		BEST LAP TIME : 2:03.042		DIFFERENCE : 0.000		
LAP	SECTOR 1	SECTOR 2	LAP TIME	MPH	DIFF	TIME OF DAY
1 -		42.359	2:12.654	80.57	9.612	16:54:04.693
2 -	1:22.145	41.418	2:03.563 (2)	86.49	0.521	16:56:08.256
3 -	1:22.399	41.305	2:03.704 (3)	86.40	0.662	16:58:11.960
4 -	<b>1:22.033</b>	<b>41.009</b>	<b>2:03.042 (1)</b>	<b>86.86</b>		<b>17:00:15.002</b>
5 -	1:24.271	41.748	2:06.019	84.81	2.977	17:02:21.021

P15 818 Ret_N		Alex SYMON		Kawasaki ZX10R - MCW		
IDEAL LAP TIME : 2:02.782		BEST LAP TIME : 2:03.117		DIFFERENCE : 0.335		
LAP	SECTOR 1	SECTOR 2	LAP TIME	MPH	DIFF	TIME OF DAY
1 -		<b>40.418</b>	2:07.919	83.55	4.802	16:53:59.958
2 -	<b>1:22.364</b>	40.753	<b>2:03.117 (1)</b>	<b>86.81</b>		<b>16:56:03.075</b>
3 -	1:23.754	41.438	2:05.192 (2)	85.37	2.075	16:58:08.267
4 -	1:24.529	41.782	2:06.311 (3)	84.61	3.194	17:00:14.578
5 -	1:25.376	42.565	2:07.941	83.53	4.824	17:02:22.519

P16 34 C		Ben CHEESEMAN		Kawasaki ZX10RR - BCH Services Kent Ltd		
IDEAL LAP TIME : 2:04.561		BEST LAP TIME : 2:04.561		DIFFERENCE : 0.000		
LAP	SECTOR 1	SECTOR 2	LAP TIME	MPH	DIFF	TIME OF DAY
1 -		42.611	2:13.640	79.97	9.079	16:54:05.679
2 -	1:23.140	41.977	2:05.117 (3)	85.42	0.556	16:56:10.796
3 -	1:23.663	42.247	2:05.910	84.88	1.349	16:58:16.706
4 -	<b>1:22.930</b>	<b>41.631</b>	<b>2:04.561 (1)</b>	<b>85.80</b>		<b>17:00:21.267</b>
5 -	1:22.973	41.886	2:04.859 (2)	85.60	0.298	17:02:26.126

P17 333		Andrew HOUGHTON		BMW S1000RR - Techoir		
IDEAL LAP TIME : 2:04.511		BEST LAP TIME : 2:04.810		DIFFERENCE : 0.299		
LAP	SECTOR 1	SECTOR 2	LAP TIME	MPH	DIFF	TIME OF DAY
1 -		42.035	2:14.758	79.31	9.948	16:54:06.797
2 -	1:23.718	<b>41.092</b>	<b>2:04.810 (1)</b>	<b>85.63</b>		<b>16:56:11.607</b>
3 -	1:24.614	42.226	2:06.840	84.26	2.030	16:58:18.447
4 -	1:23.701	41.904	2:05.605 (3)	85.09	0.795	17:00:24.052
5 -	<b>1:23.419</b>	41.455	2:04.874 (2)	85.59	0.064	17:02:28.926

P18 84 C		Martyn DELLOW		Suzuki GSXR1000 - Kirdford Shotblasting		
IDEAL LAP TIME : 2:04.850		BEST LAP TIME : 2:04.850		DIFFERENCE : 0.000		
LAP	SECTOR 1	SECTOR 2	LAP TIME	MPH	DIFF	TIME OF DAY
1 -		42.036	2:12.922	80.40	8.072	16:54:04.961
2 -	1:23.728	42.327	2:06.055 (3)	84.78	1.205	16:56:11.016
3 -	1:24.882	42.672	2:07.554	83.79	2.704	16:58:18.570
4 -	1:23.567	41.956	2:05.523 (2)	85.14	0.673	17:00:24.093
5 -	<b>1:23.206</b>	<b>41.644</b>	<b>2:04.850 (1)</b>	<b>85.60</b>		<b>17:02:28.943</b>

# BMCRC - MRO Championships 2024 - Rnd 3 @ Snetterton 300

## Reactive Parts MRO Powerbikes inc Clubman 1000 & MRO Retro 1000

### RACE 20 - SECTOR ANALYSIS



SECTOR 1 = FL to I1, SECTOR 2 = I1 to FL, DIFF = Difference To Personal Best Lap, P = Crossed Finish Line in Pit Lane, D = Time Disallowed

<b>P19</b>	<b>23 C</b>	<b>Jason PAES</b>	Aprilia RSV4 - J&R Electrical Ltd			
IDEAL LAP TIME : 2:05.539		BEST LAP TIME : 2:05.681	DIFFERENCE : 0.142			

LAP	SECTOR 1	SECTOR 2	LAP TIME	MPH	DIFF	TIME OF DAY
1 -		<b>41.760</b>	2:15.539	78.85	9.858	16:54:07.578
2 -	1:24.140	42.043	2:06.183 (3)	84.70	0.502	16:56:13.761
3 -	1:24.011	41.994	2:06.005 (2)	84.82	0.324	16:58:19.766
4 -	<b>1:23.779</b>	41.902	<b>2:05.681 (1)</b>	<b>85.04</b>		<b>17:00:25.447</b>
5 -	1:24.229	42.220	2:06.449	84.52	0.768	17:02:31.896

<b>P20</b>	<b>11 Ret_C</b>	<b>Roberto Di GREGORIO</b>	Aprilia RSV4 FACTORY - Physio Healthy			
IDEAL LAP TIME : 2:05.388		BEST LAP TIME : 2:05.388	DIFFERENCE : 0.000			

LAP	SECTOR 1	SECTOR 2	LAP TIME	MPH	DIFF	TIME OF DAY
1 -		42.893	2:17.058	77.98	11.670	16:54:09.097
2 -	1:23.325	42.156	2:05.481 (2)	85.17	0.093	16:56:14.578
3 -	1:24.006	42.515	2:06.521 (3)	84.47	1.133	16:58:21.099
4 -	<b>1:23.323</b>	<b>42.065</b>	<b>2:05.388 (1)</b>	<b>85.24</b>		<b>17:00:26.487</b>
5 -	1:24.807	42.334	2:07.141	84.06	1.753	17:02:33.628

<b>P21</b>	<b>274 C</b>	<b>Stewart LATIMER</b>	SUZUKI GSXR1000 RR - Fat Bloke Racing RR			
IDEAL LAP TIME : 2:12.946		BEST LAP TIME : 2:12.946	DIFFERENCE : 0.000			

LAP	SECTOR 1	SECTOR 2	LAP TIME	MPH	DIFF	TIME OF DAY
1 -		44.801	2:22.288	75.11	9.342	16:54:14.327
2 -	1:30.140	44.665	2:14.805	79.28	1.859	16:56:29.132
3 -	1:30.208	44.187	2:14.395 (3)	79.52	1.449	16:58:43.527
4 -	<b>1:28.875</b>	<b>44.071</b>	<b>2:12.946 (1)</b>	<b>80.39</b>		<b>17:00:56.473</b>
5 -	1:30.122	44.154	2:14.276 (2)	79.59	1.330	17:03:10.749

<b>P22</b>	<b>66</b>	<b>Stephen HARVEY</b>	Kawasaki ZX10 -			
IDEAL LAP TIME : 2:16.449		BEST LAP TIME : 2:16.910	DIFFERENCE : 0.461			

LAP	SECTOR 1	SECTOR 2	LAP TIME	MPH	DIFF	TIME OF DAY
1 -		<b>45.369</b>	2:24.088	74.17	7.178	16:54:16.127
2 -	1:31.311	45.599	<b>2:16.910 (1)</b>	<b>78.06</b>		<b>16:56:33.037</b>
3 -	<b>1:31.080</b>	46.225	2:17.305 (2)	77.84	0.395	16:58:50.342
4 -	1:32.823	46.567	2:19.390	76.67	2.480	17:01:09.732
5 -	1:31.970	46.932	2:18.902 (3)	76.94	1.992	17:03:28.634

<b>P23</b>	<b>28 Ret_C</b>	<b>Cameron DAVIDSON</b>	Yamaha R1 -			
IDEAL LAP TIME : 2:04.540		BEST LAP TIME : 2:04.591	DIFFERENCE : 0.051			

LAP	SECTOR 1	SECTOR 2	LAP TIME	MPH	DIFF	TIME OF DAY
1 -		42.222	2:12.525	80.64	7.934	16:54:04.564
2 -	1:23.338	42.251	2:05.589 (2)	85.10	0.998	16:56:10.153
3 -	1:26.199	<b>41.638</b>	2:07.837 (3)	83.60	3.246	16:58:17.990
4 -	<b>1:22.902</b>	41.689	<b>2:04.591 (1)</b>	<b>85.78</b>		<b>17:00:22.581</b>

<b>P24</b>	<b>7 C</b>	<b>Seb JENKINS</b>	Yamaha YZF-R1 - TBR Performance			
IDEAL LAP TIME :		BEST LAP TIME :	DIFFERENCE :			

LAP	SECTOR 1	SECTOR 2	LAP TIME	MPH	DIFF	TIME OF DAY
1 -		<b>42.541</b>	2:14.553	79.43		16:54:06.592

# BMCRC - MRO Championships 2024 - Rnd 3 @ Snetterton 300

## Reactive Parts MRO Powerbikes inc Clubman 1000 & MRO Retro 1000

### RACE 20 - BEST SECTORS

SECTOR 1			SECTOR 2			IDEAL / BEST COMPARISON						
POS	NO	NAME	TIME	NO	NAME	TIME	POS	NO	NAME	IDEAL	BEST	DIFF
									<b>PERFECT LAP</b>	<b>1:54.263</b>		
1	26	WAINWRIGHT	1:16.187	26	WAINWRIGHT	38.076	1	26	WAINWRIGHT	1:54.263	1:54.263	0.000
2	144	HALLIDAY	1:16.362	1	WILSON	38.290	2	1	WILSON	1:54.749	1:54.846	0.097
3	1	WILSON	1:16.459	144	HALLIDAY	38.564	3	144	HALLIDAY	1:54.926	1:54.926	0.000
4	6	OSBORNE	1:17.384	6	OSBORNE	38.828	4	6	OSBORNE	1:56.212	1:56.544	0.332
5	24	MANLEY	1:18.137	99	BUTTERWORTH	38.924	5	99	BUTTERWORTH	1:57.577	1:57.844	0.267
6	80	CREASEY	1:18.382	65	BAKER	39.379	6	24	MANLEY	1:57.585	1:57.847	0.262
7	99	BUTTERWORTH	1:18.653	80	CREASEY	39.384	7	80	CREASEY	1:57.766	1:57.801	0.035
8	65	BAKER	1:18.858	24	MANLEY	39.448	8	65	BAKER	1:58.237	1:58.237	0.000
9	188	KRAWIECKI	1:19.558	152	MANTELL	39.832	9	152	MANTELL	1:59.421	2:00.289	0.868
10	152	MANTELL	1:19.589	188	KRAWIECKI	39.939	10	188	KRAWIECKI	1:59.497	1:59.557	0.060
11	48	COLLINS	1:20.695	48	COLLINS	40.103	11	48	COLLINS	2:00.798	2:01.189	0.391
12	19	DONOVAN	1:20.700	19	DONOVAN	40.312	12	19	DONOVAN	2:01.012	2:01.209	0.197
13	13	MERCER	1:21.487	818	SYMON	40.418	13	13	MERCER	2:02.190	2:02.306	0.116
14	123	VINCER	1:22.033	13	MERCER	40.703	14	818	SYMON	2:02.782	2:03.117	0.335
15	818	SYMON	1:22.364	123	VINCER	41.009	15	123	VINCER	2:03.042	2:03.042	0.000
16	28	DAVIDSON	1:22.902	333	HOUGHTON	41.092	16	333	HOUGHTON	2:04.511	2:04.810	0.299
17	34	CHEESEMAN	1:22.930	34	CHEESEMAN	41.631	17	28	DAVIDSON	2:04.540	2:04.591	0.051
18	84	DELLOW	1:23.206	28	DAVIDSON	41.638	18	34	CHEESEMAN	2:04.561	2:04.561	0.000
19	11	GREGORIO	1:23.323	84	DELLOW	41.644	19	84	DELLOW	2:04.850	2:04.850	0.000
20	333	HOUGHTON	1:23.419	23	PAES	41.760	20	11	GREGORIO	2:05.388	2:05.388	0.000
21	23	PAES	1:23.779	11	GREGORIO	42.065	21	23	PAES	2:05.539	2:05.681	0.142
22	274	LATIMER	1:28.875	7	JENKINS	42.541	22	274	LATIMER	2:12.946	2:12.946	0.000
23	66	HARVEY	1:31.080	274	LATIMER	44.071	23	66	HARVEY	2:16.449	2:16.910	0.461
24				66	HARVEY	45.369	24	7	JENKINS			

# BMCRC - MRO Championships 2024 - Rnd 3 @ Snetterton 300

Reactive Parts MRO Powerbikes inc Clubman 1000 & MRO Retro 1000

## RACE 20 - STATISTICS

**Competitors Started** 24  
**Planned Start** 2024-05-05 @ 16:50:00.000  
**Actual Start** 2024-05-05 @ 16:51:52.038  
**Finish Time** 2024-05-05 @ 17:01:31.822  
**Track Length** 2.9689mi.  
**Total Laps** 115  
**Total Distance Covered** 341.4248mi.

### Session Fastest Lap History

NO	CL	NAME	LAP TIME	TIME OF DAY	LAP	VEHICLE
26		Josh WAINWRIGHT	<b>1:54.803</b>	16:55:48.152	2	Honda CBR1000
26		Josh WAINWRIGHT	<b>1:54.411</b>	16:59:37.578	4	Honda CBR1000
26		Josh WAINWRIGHT	<b>1:54.263</b>	17:01:31.841	5	Honda CBR1000

### Session Leader History

NO	CL	NAME	FROM LAP	LAPS LED	DISTANCE	VEHICLE
26		Josh WAINWRIGHT	1	5	14.84 miles	Honda CBR1000

### Flag History

TYPE	TIME OF DAY
GREEN	16:51:52.038
FINISH	17:01:31.822

### Flag Statistics

TYPE	COUNT	TOTAL LAPS	TOTAL TIME
Green	1	5	11:42.077
Red	0	0	0.000
Safety Car	0	0	0.000
FCY	0	0	0.000



# BMCRC - MRO Championships 2024 - Rnd 3 @ Snetterton 300

Reactive Parts MRO Powerbikes inc Clubman 1000 & MRO Retro 1000

## RACE 20 - STATISTICS

CLASS :

9 Starters

### Fastest Lap History

NO	NAME	LAP TIME	TIME OF DAY	LAP	VEHICLE
26	Josh WAINWRIGHT	1:54.803	16:55:48.152	2	Honda CBR1000
26	Josh WAINWRIGHT	1:54.411	16:59:37.578	4	Honda CBR1000
26	Josh WAINWRIGHT	1:54.263	17:01:31.841	5	Honda CBR1000

### Leader History

NO	NAME	FROM LAP	LAPS LED	DISTANCE	VEHICLE
26	Josh WAINWRIGHT	1	5	14.84 miles	Honda CBR1000

# BMCRC - MRO Championships 2024 - Rnd 3 @ Snetterton 300

Reactive Parts MRO Powerbikes inc Clubman 1000 & MRO Retro 1000

## RACE 20 - STATISTICS

**CLASS : C**

9 Starters

### Fastest Lap History

NO	NAME	LAP TIME	TIME OF DAY	LAP	VEHICLE
24	Callum MANLEY	1:57.847	16:55:55.868	2	Kawasaki ZX10R
80	Morgan CREASEY	1:57.801	17:01:52.027	5	Honda CBR 1000

### Leader History

NO	NAME	FROM LAP	LAPS LED	DISTANCE	VEHICLE
24	Callum MANLEY	1	5	14.84 miles	Kawasaki ZX10R

# BMCRC - MRO Championships 2024 - Rnd 3 @ Snetterton 300

Reactive Parts MRO Powerbikes inc Clubman 1000 & MRO Retro 1000

## RACE 20 - STATISTICS

CLASS : Ret\_C

5 Starters

### Fastest Lap History

NO	NAME	LAP TIME	TIME OF DAY	LAP	VEHICLE
99	Steven BUTTERWORTH	1:58.650	16:55:56.200	2	Yamaha R1
99	Steven BUTTERWORTH	1:57.929	16:57:54.125	3	Yamaha R1
99	Steven BUTTERWORTH	1:57.844	17:01:50.047	5	Yamaha R1

### Leader History

NO	NAME	FROM LAP	LAPS LED	DISTANCE	VEHICLE
99	Steven BUTTERWORTH	1	5	14.84 miles	Yamaha R1

# BMCRC - MRO Championships 2024 - Rnd 3 @ Snetterton 300

Reactive Parts MRO Powerbikes inc Clubman 1000 & MRO Retro 1000

## RACE 20 - STATISTICS

CLASS : Ret\_N

1 Starters

### Fastest Lap History

NO	NAME	LAP TIME	TIME OF DAY	LAP	VEHICLE
818	Alex SYMON	2:03.117	16:56:03.079	2	Kawasaki ZX10R

### Leader History

NO	NAME	FROM LAP	LAPS LED	DISTANCE	VEHICLE
818	Alex SYMON	1	5	14.84 miles	Kawasaki ZX10R



# L & W CONTRACTORS

## BMCRC ROOKIE 600 & 1000



BMCRC-MRO Championships - Round 3  
Snetterton 300  
4<sup>th</sup> / 5<sup>th</sup> May 2024



Timing & Results Provided by Timing Solutions Ltd

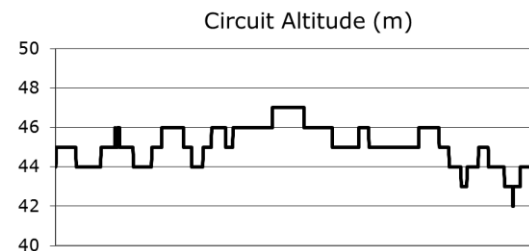
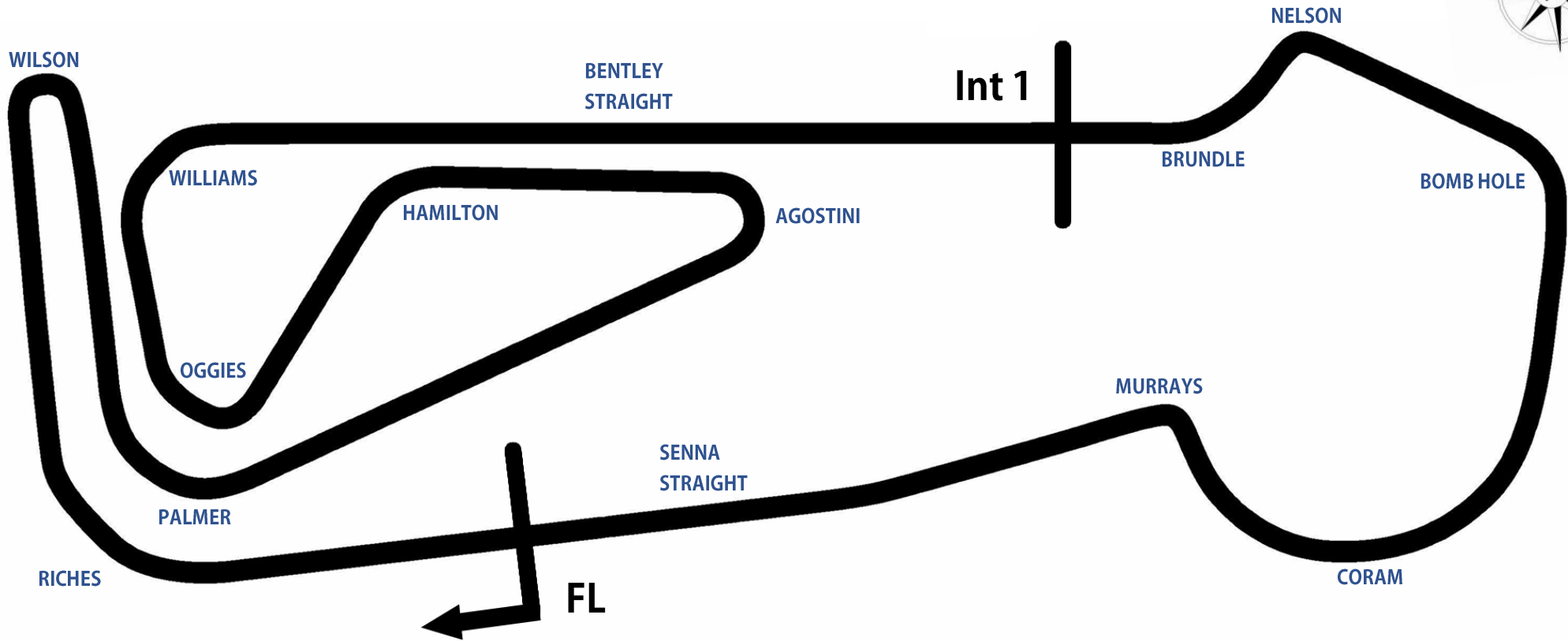
[www.tsl-timing.com](http://www.tsl-timing.com)



Snetterton

# Snetterton 300 Circuit

Norwich, Norfolk, UK



	Length	2.9689 miles   4.778 km   4778.0 m	
FL		52.46340 N	0.94476 E
Int 1	3198m	52.46617 N	0.94964 E
Pit Entry	4572m	52.46364 N	0.94774 E
Pit Exit	40m after FL	52.46338 N	0.94420 E
Pit Entry - Pit Exit	246m, 17.7S @ 50kph, 14.7s @ 60kph		

# BMCRC - MRO Championships 2024 - Rnd 3 @ Snetterton 300

## L&W/BMCRC Rookie 600 & Rookie 1000

### QUALIFYING - CLASSIFICATION



POS	NO	CL	PIC	NAME	ENTRY	TIME	ON	LAPS	GAP	DIFF	MPH
1	87	1000	1	Dan CHAMBERLAIN	Suzuki GSXR 750 -	2:12.689	2	4			80.54
2	12	600	1	Matty MASON	Kawasaki -	2:18.905	3	3	6.216	6.216	76.94
3	10	1000	2	Jack RADLEY	Bmw S1000RR -	2:19.600	5	5	6.911	0.695	76.56
4	85	1000	3	Ben WOOD	Yamaha R1 -	2:19.930	1	1	7.241	0.330	76.38
5	178	600	2	Paul BLOOMFIELD	Yamaha -	2:19.998	3	4	7.309	0.068	76.34
6	94	600	3	Peter CANNONS	Kawazaki -	2:30.551	4	4	17.862	10.553	70.99
7	40	600	4	James LORD	Triumph -	2:32.022	4	4	19.333	1.471	70.30
8	666	1000	4	Nathan THOMPSON	Bmw S1000RR - Flirtz lap dancing club	2:32.301	4	4	19.612	0.279	70.17
9	122	600	5	James EGGINTON	Kawasaki - Advance Computer Services - www.ACS.co	2:32.924	3	3	20.235	0.623	69.89
10	4	1000	5	Scott LEMON	Yamaha R1 -	2:33.187	4	4	20.498	0.263	69.77
11	113	600	6	Phil ROODT	Yamaha - Carter Thorne Carpets and flooring 2018 ltd	2:33.241	4	4	20.552	0.054	69.74
12	888*	600	7	Kirt ELLIOTT	Yamaha -	2:34.160	4	4	21.471	0.919	69.33
13	511	600	8	William BARRETT	Triumph -	2:34.432	2	2	21.743	0.272	69.20
14	163	1000	6	Riccardo BIGUZZI	Bmw S1000RR - Riccardo's Travel	2:38.988	4	4	26.299	4.556	67.22
15	153	600	9	Aaron HICKMOTT	Kawasaki - Me, Myself & I	2:40.304	3	4	27.615	1.316	66.67
16	28	600	10	Paul HOWDLE	Yamaha -	2:40.325	4	4	27.636	0.021	66.66
17	444	1000	7	Joe TESSEYMAN	Bmw S1000RR - Plowman/ coning haulage	2:41.314	3	4	28.625	0.989	66.25
18	14	1000	8	Alex YIANNI	BMW S1000 RR - Airpack 2000 Racing/Almig Compres	2:42.763	1	1	30.074	1.449	65.66
19	911	600	11	Tom BRASTOCK	Suzuki - My Pocket	2:43.986	3	4	31.297	1.223	65.17
20	75	600	12	Alex TUFNALL	Kawasaki -	2:45.121	4	4	32.432	1.135	64.72
21	138	600	13	Paul COOMBS	Triumph -	2:46.452	2	3	33.763	1.331	64.21
22	95	1000	9	Jack DRISCOLL	-	2:51.977	4	4	39.288	5.525	62.14
23	379	600	14	Jack Cowley MASON	Triumph -	2:57.218	4	4	44.529	5.241	60.31
24	57	600	15	John WILTON	Yamaha - Repetition Roasters	2:57.449	4	4	44.760	0.231	60.23
25	175	1000	10	Arlindo PESTANA	BMW S1000RR - Pep's racing			0			

**Comments:**

\* No. 888 - Please fit a working transponder

Weather / Track : Cloudy / Drying

Date: 04/05/2024 Start: 09:16 Finish: 09:26

These results are provisional until the conclusion of any judicial and technical matters.

Snetterton 300: 2.9689 miles

Clerk Of Course:	Stewards:	Timekeeper:	<i>Craig Smith</i>	
------------------	-----------	-------------	--------------------	--

Results can be found at [www.tsl-timing.com](http://www.tsl-timing.com)

Printed - 09:29 Saturday, 04 May 2024



# BMCRC - MRO Championships 2024 - Rnd 3 @ Snetterton 300

## L&W/BMCRC Rookie 600 & Rookie 1000

### QUALIFYING - SECTOR ANALYSIS



SECTOR 1 = FL to I1, SECTOR 2 = I1 to FL, DIFF = Difference To Personal Best Lap, P = Crossed Finish Line in Pit Lane, D = Time Disallowed

P1		87 1000 Dan CHAMBERLAIN		Suzuki GSXR 750 -			
IDEAL LAP TIME : 2:12.689		BEST LAP TIME : 2:12.689		DIFFERENCE : 0.000			
LAP	SECTOR 1	SECTOR 2	LAP TIME	MPH	DIFF	TIME OF DAY	
1 -	1:34.080	46.624	2:20.704 (3)	75.96	8.015	09:19:13.562	
2 -	<b>1:28.023</b>	<b>44.666</b>	<b>2:12.689 (1)</b>	<b>80.54</b>		<b>09:21:26.251</b>	
3 -	1:29.029	44.817	2:13.846 (2)	79.85	1.157	09:23:40.097	
4 -	1:39.810	55.746	2:35.556	68.70	22.867	09:26:15.653	

P2		12 600 Matty MASON		Kawasaki -			
IDEAL LAP TIME : 2:18.905		BEST LAP TIME : 2:18.905		DIFFERENCE : 0.000			
LAP	SECTOR 1	SECTOR 2	LAP TIME	MPH	DIFF	TIME OF DAY	
1 -	1:43.851	52.191	2:36.042 (3)	68.49	17.137	09:19:37.675	
2 -	1:32.652	47.512	2:20.164 (2)	76.25	1.259	09:21:57.839	
3 -	<b>1:31.980</b>	<b>46.925</b>	<b>2:18.905 (1)</b>	<b>76.94</b>		<b>09:24:16.744</b>	

P3		10 1000 Jack RADLEY		Bmw S1000RR -			
IDEAL LAP TIME : 2:19.600		BEST LAP TIME : 2:19.600		DIFFERENCE : 0.000			
LAP	SECTOR 1	SECTOR 2	LAP TIME	MPH	DIFF	TIME OF DAY	
1 -	1:41.265	48.886	2:30.151	71.18	10.551	09:19:24.859	
2 -	1:34.052	49.291	2:23.343 (3)	74.56	3.743	09:21:48.202	
3 -	1:34.973	48.006	2:22.979 (2)	74.75	3.379	09:24:11.181	
4 -	1:34.591	48.859	2:23.450	74.50	3.850	09:26:34.631	
5 -	<b>1:32.994</b>	<b>46.606</b>	<b>2:19.600 (1)</b>	<b>76.56</b>		<b>09:28:54.231</b>	

P4		85 1000 Ben WOOD		Yamaha R1 -			
IDEAL LAP TIME : 2:19.930		BEST LAP TIME : 2:19.930		DIFFERENCE : 0.000			
LAP	SECTOR 1	SECTOR 2	LAP TIME	MPH	DIFF	TIME OF DAY	
1 -	<b>1:34.381</b>	<b>45.549</b>	<b>2:19.930 (1)</b>	<b>76.38</b>		<b>09:19:14.076</b>	

P5		178 600 Paul BLOOMFIELD		Yamaha -			
IDEAL LAP TIME : 2:19.978		BEST LAP TIME : 2:19.998		DIFFERENCE : 0.020			
LAP	SECTOR 1	SECTOR 2	LAP TIME	MPH	DIFF	TIME OF DAY	
1 -	1:47.272	51.632	2:38.904	67.26	18.906	09:19:37.988	
2 -	1:35.409	47.223	2:22.632 (3)	74.93	2.634	09:22:00.620	
3 -	1:33.286	<b>46.712</b>	<b>2:19.998 (1)</b>	<b>76.34</b>		<b>09:24:20.618</b>	
4 -	<b>1:33.266</b>	47.385	2:20.651 (2)	75.99	0.653	09:26:41.269	

P6		94 600 Peter CANNONS		Kawazaki -			
IDEAL LAP TIME : 2:30.551		BEST LAP TIME : 2:30.551		DIFFERENCE : 0.000			
LAP	SECTOR 1	SECTOR 2	LAP TIME	MPH	DIFF	TIME OF DAY	
1 -	1:58.042	56.593	2:54.635	61.20	24.084	09:20:01.440	
2 -	1:45.371	53.324	2:38.695 (3)	67.34	8.144	09:22:40.135	
3 -	1:44.354	51.755	2:36.109 (2)	68.46	5.558	09:25:16.244	
4 -	<b>1:39.248</b>	<b>51.303</b>	<b>2:30.551 (1)</b>	<b>70.99</b>		<b>09:27:46.795</b>	

P7		40 600 James LORD		Triumph -			
IDEAL LAP TIME : 2:32.022		BEST LAP TIME : 2:32.022		DIFFERENCE : 0.000			
LAP	SECTOR 1	SECTOR 2	LAP TIME	MPH	DIFF	TIME OF DAY	
1 -	1:52.943	53.658	2:46.601	64.15	14.579	09:19:46.242	
2 -	1:46.090	52.736	2:38.826 (3)	67.29	6.804	09:22:25.068	
3 -	1:45.494	52.769	2:38.263 (2)	67.53	6.241	09:25:03.331	
4 -	<b>1:40.662</b>	<b>51.360</b>	<b>2:32.022 (1)</b>	<b>70.30</b>		<b>09:27:35.353</b>	



# BMCRC - MRO Championships 2024 - Rnd 3 @ Snetterton 300

## L&W/BMCRC Rookie 600 & Rookie 1000

### QUALIFYING - SECTOR ANALYSIS



SECTOR 1 = FL to I1, SECTOR 2 = I1 to FL, DIFF = Difference To Personal Best Lap, P = Crossed Finish Line in Pit Lane, D = Time Disallowed

<b>P8</b>	<b>666 1000</b>	<b>Nathan THOMPSON</b>	Bmw S1000RR - Flirtz lap dancing club			
IDEAL LAP TIME : 2:32.301		BEST LAP TIME : 2:32.301		DIFFERENCE : 0.000		
LAP	SECTOR 1	SECTOR 2	LAP TIME	MPH	DIFF	TIME OF DAY
1 -	1:53.401	54.251	2:47.652	63.75	15.351	09:19:59.382
2 -	1:45.691	53.348	2:39.039 (3)	67.20	6.738	09:22:38.421
3 -	1:43.438	53.067	2:36.505 (2)	68.29	4.204	09:25:14.926
4 -	<b>1:40.499</b>	<b>51.802</b>	<b>2:32.301 (1)</b>	<b>70.17</b>		<b>09:27:47.227</b>

<b>P9</b>	<b>122 600</b>	<b>James EGGINTON</b>	Kawasaki - Advance Computer Services - www.ACS.co.uk			
IDEAL LAP TIME : 2:32.924		BEST LAP TIME : 2:32.924		DIFFERENCE : 0.000		
LAP	SECTOR 1	SECTOR 2	LAP TIME	MPH	DIFF	TIME OF DAY
1 -	1:54.452	56.276	2:50.728 (3)	62.60	17.804	09:19:55.485
2 -	1:45.779	51.884	2:37.663 (2)	67.79	4.739	09:22:33.148
3 -	<b>1:42.059</b>	<b>50.865</b>	<b>2:32.924 (1)</b>	<b>69.89</b>		<b>09:25:06.072</b>

<b>P10</b>	<b>4 1000</b>	<b>Scott LEMON</b>	Yamaha R1 -			
IDEAL LAP TIME : 2:33.187		BEST LAP TIME : 2:33.187		DIFFERENCE : 0.000		
LAP	SECTOR 1	SECTOR 2	LAP TIME	MPH	DIFF	TIME OF DAY
1 -	2:02.684	59.013	3:01.697	58.82	28.510	09:20:01.308
2 -	1:49.143	54.800	2:43.943 (3)	65.19	10.756	09:22:45.251
3 -	1:47.637	52.422	2:40.059 (2)	66.77	6.872	09:25:25.310
4 -	<b>1:41.693</b>	<b>51.494</b>	<b>2:33.187 (1)</b>	<b>69.77</b>		<b>09:27:58.497</b>

<b>P11</b>	<b>113 600</b>	<b>Phil ROODT</b>	Yamaha - Carter Thorne Carpets and flooring 2018 ltd			
IDEAL LAP TIME : 2:33.241		BEST LAP TIME : 2:33.241		DIFFERENCE : 0.000		
LAP	SECTOR 1	SECTOR 2	LAP TIME	MPH	DIFF	TIME OF DAY
1 -	1:58.071	58.128	2:56.199	60.65	22.958	09:19:57.675
2 -	1:48.283	54.025	2:42.308 (3)	65.85	9.067	09:22:39.983
3 -	1:45.897	53.763	2:39.660 (2)	66.94	6.419	09:25:19.643
4 -	<b>1:41.593</b>	<b>51.648</b>	<b>2:33.241 (1)</b>	<b>69.74</b>		<b>09:27:52.884</b>

<b>P12</b>	<b>888 600</b>	<b>Kirt ELLIOTT</b>	Yamaha -			
IDEAL LAP TIME :		BEST LAP TIME : 2:34.160		DIFFERENCE :		
LAP	SECTOR 1	SECTOR 2	LAP TIME	MPH	DIFF	TIME OF DAY
1 -			2:47.563	63.78	13.403	09:19:51.009
2 -			2:34.692 (3)	69.09	0.532	09:22:25.701
3 -			2:34.371 (2)	69.23	0.211	09:25:00.072
4 -			<b>2:34.160 (1)</b>	<b>69.33</b>		<b>09:27:34.232</b>

<b>P13</b>	<b>511 600</b>	<b>William BARRETT</b>	Triumph -			
IDEAL LAP TIME : 2:34.432		BEST LAP TIME : 2:34.432		DIFFERENCE : 0.000		
LAP	SECTOR 1	SECTOR 2	LAP TIME	MPH	DIFF	TIME OF DAY
1 -	1:47.665	55.725	2:43.390 (2)	65.41	8.958	09:19:37.936
2 -	<b>1:43.243</b>	<b>51.189</b>	<b>2:34.432 (1)</b>	<b>69.20</b>		<b>09:22:12.368</b>

<b>P14</b>	<b>163 1000</b>	<b>Riccardo BIGUZZI</b>	Bmw S1000RR - Riccardo's Travel			
IDEAL LAP TIME : 2:38.988		BEST LAP TIME : 2:38.988		DIFFERENCE : 0.000		
LAP	SECTOR 1	SECTOR 2	LAP TIME	MPH	DIFF	TIME OF DAY
1 -	1:48.673	56.364	2:45.037 (3)	64.76	6.049	09:19:37.981
2 -	1:49.059	57.208	2:46.267	64.28	7.279	09:22:24.248
3 -	1:47.857	54.285	2:42.142 (2)	65.91	3.154	09:25:06.390
4 -	<b>1:44.980</b>	<b>54.008</b>	<b>2:38.988 (1)</b>	<b>67.22</b>		<b>09:27:45.378</b>

# BMCRC - MRO Championships 2024 - Rnd 3 @ Snetterton 300

## L&W/BMCRC Rookie 600 & Rookie 1000

### QUALIFYING - SECTOR ANALYSIS



SECTOR 1 = FL to I1, SECTOR 2 = I1 to FL, DIFF = Difference To Personal Best Lap, P = Crossed Finish Line in Pit Lane, D = Time Disallowed

<b>P15</b>	<b>153 600</b>	<b>Aaron HICKMOTT</b>	Kawasaki - Me, Myself & I			
IDEAL LAP TIME : 2:39.727		BEST LAP TIME : 2:40.304		DIFFERENCE : 0.577		
LAP	SECTOR 1	SECTOR 2	LAP TIME	MPH	DIFF	TIME OF DAY
1 -	1:57.985	55.684	2:53.669	61.54	13.365	09:19:57.774
2 -	1:50.920	<b>53.552</b>	2:44.472 (3)	64.98	4.168	09:22:42.246
3 -	1:46.661	53.643	<b>2:40.304 (1)</b>	<b>66.67</b>		<b>09:25:22.550</b>
4 -	<b>1:46.175</b>	54.367	2:40.542 (2)	66.57	0.238	09:28:03.092

<b>P16</b>	<b>28 600</b>	<b>Paul HOWDLE</b>	Yamaha -			
IDEAL LAP TIME : 2:40.325		BEST LAP TIME : 2:40.325		DIFFERENCE : 0.000		
LAP	SECTOR 1	SECTOR 2	LAP TIME	MPH	DIFF	TIME OF DAY
1 -	1:58.021	58.024	2:56.045	60.71	15.720	09:19:56.293
2 -	1:52.445	55.734	2:48.179 (3)	63.55	7.854	09:22:44.472
3 -	1:48.388	54.476	2:42.864 (2)	65.62	2.539	09:25:27.336
4 -	<b>1:46.111</b>	<b>54.214</b>	<b>2:40.325 (1)</b>	<b>66.66</b>		<b>09:28:07.661</b>

<b>P17</b>	<b>444 1000</b>	<b>Joe TESSEYMAN</b>	Bmw S1000RR - Plowman/ coning haulage			
IDEAL LAP TIME : 2:41.314		BEST LAP TIME : 2:41.314		DIFFERENCE : 0.000		
LAP	SECTOR 1	SECTOR 2	LAP TIME	MPH	DIFF	TIME OF DAY
1 -	1:57.054	58.783	2:55.837	60.78	14.523	09:19:52.402
2 -	1:50.034	54.982	2:45.016 (3)	64.76	3.702	09:22:37.418
3 -	<b>1:46.720</b>	<b>54.594</b>	<b>2:41.314 (1)</b>	<b>66.25</b>		<b>09:25:18.732</b>
4 -	1:48.786	54.654	2:43.440 (2)	65.39	2.126	09:28:02.172

<b>P18</b>	<b>14 1000</b>	<b>Alex YIANNI</b>	BMW S1000 RR - Airpack 2000 Racing/Almig Compressors			
IDEAL LAP TIME : 2:42.763		BEST LAP TIME : 2:42.763		DIFFERENCE : 0.000		
LAP	SECTOR 1	SECTOR 2	LAP TIME	MPH	DIFF	TIME OF DAY
1 -	<b>1:50.356</b>	<b>52.407</b>	<b>2:42.763 (1)</b>	<b>65.66</b>		<b>09:19:52.338</b>

<b>P19</b>	<b>911 600</b>	<b>Tom BRASTOCK</b>	Suzuki - My Pocket			
IDEAL LAP TIME : 2:43.405		BEST LAP TIME : 2:43.986		DIFFERENCE : 0.581		
LAP	SECTOR 1	SECTOR 2	LAP TIME	MPH	DIFF	TIME OF DAY
1 -	1:59.606	59.762	2:59.368	59.58	15.382	09:20:04.979
2 -	1:50.245	57.054	2:47.299 (3)	63.88	3.313	09:22:52.278
3 -	<b>1:47.874</b>	56.112	<b>2:43.986 (1)</b>	<b>65.17</b>		<b>09:25:36.264</b>
4 -	1:49.004	<b>55.531</b>	2:44.535 (2)	64.95	0.549	09:28:20.799

<b>P20</b>	<b>75 600</b>	<b>Alex TUFNALL</b>	Kawasaki -			
IDEAL LAP TIME : 2:44.360		BEST LAP TIME : 2:45.121		DIFFERENCE : 0.761		
LAP	SECTOR 1	SECTOR 2	LAP TIME	MPH	DIFF	TIME OF DAY
1 -	1:59.840	57.789	2:57.629	60.17	12.508	09:20:00.993
2 -	1:50.781	56.932	2:47.713 (3)	63.72	2.592	09:22:48.706
3 -	1:50.659	<b>55.458</b>	2:46.117 (2)	64.34	0.996	09:25:34.823
4 -	<b>1:48.902</b>	56.219	<b>2:45.121 (1)</b>	<b>64.72</b>		<b>09:28:19.944</b>

<b>P21</b>	<b>138 600</b>	<b>Paul COOMBS</b>	Triumph -			
IDEAL LAP TIME : 2:45.293		BEST LAP TIME : 2:46.452		DIFFERENCE : 1.159		
LAP	SECTOR 1	SECTOR 2	LAP TIME	MPH	DIFF	TIME OF DAY
1 -	1:55.416	<b>55.244</b>	2:50.660 (2)	62.62	4.208	09:19:53.471
2 -	1:50.449	56.003	<b>2:46.452 (1)</b>	<b>64.21</b>		<b>09:22:39.923</b>
3 -	1:53.750	57.066	2:50.816 (3)	62.57	4.364	09:25:30.739

# BMCRC - MRO Championships 2024 - Rnd 3 @ Snetterton 300

## L&W/BMCRC Rookie 600 & Rookie 1000

### QUALIFYING - SECTOR ANALYSIS



SECTOR 1 = FL to I1, SECTOR 2 = I1 to FL, DIFF = Difference To Personal Best Lap, P = Crossed Finish Line in Pit Lane, D = Time Disallowed

P22		95 1000		Jack DRISCOLL		-	
IDEAL LAP TIME : 2:51.977		BEST LAP TIME : 2:51.977		DIFFERENCE : 0.000			
LAP	SECTOR 1	SECTOR 2	LAP TIME	MPH	DIFF	TIME OF DAY	
1 -	1:59.823	1:00.170	2:59.993	59.38	8.016	09:20:06.511	
2 -	1:57.952	59.616	2:57.568 (2)	60.19	5.591	09:23:04.079	
3 -	1:58.598	1:00.130	2:58.728 (3)	59.80	6.751	09:26:02.807	
4 -	<b>1:54.380</b>	<b>57.597</b>	<b>2:51.977 (1)</b>	<b>62.14</b>		<b>09:28:54.784</b>	

P23		379 600		Jack Cowley MASON		Triumph -	
IDEAL LAP TIME : 2:57.218		BEST LAP TIME : 2:57.218		DIFFERENCE : 0.000			
LAP	SECTOR 1	SECTOR 2	LAP TIME	MPH	DIFF	TIME OF DAY	
1 -	2:06.336	1:04.560	3:10.896	55.98	13.678	09:20:09.857	
2 -	2:01.756	1:02.202	3:03.958 (3)	58.10	6.740	09:23:13.815	
3 -	2:00.541	1:01.307	3:01.848 (2)	58.77	4.630	09:26:15.663	
4 -	<b>1:56.720</b>	<b>1:00.498</b>	<b>2:57.218 (1)</b>	<b>60.31</b>		<b>09:29:12.881</b>	

P24		57 600		John WILTON		Yamaha - Repetition Roasters	
IDEAL LAP TIME : 2:56.878		BEST LAP TIME : 2:57.449		DIFFERENCE : 0.571			
LAP	SECTOR 1	SECTOR 2	LAP TIME	MPH	DIFF	TIME OF DAY	
1 -	2:08.975	1:02.773	3:11.748	55.74	14.299	09:20:14.441	
2 -	2:00.323	59.649	2:59.972 (3)	59.38	2.523	09:23:14.413	
3 -	<b>1:57.540</b>	1:00.573	2:58.113 (2)	60.00	0.664	09:26:12.526	
4 -	1:58.111	<b>59.338</b>	<b>2:57.449 (1)</b>	<b>60.23</b>		<b>09:29:09.975</b>	

# BMCRC - MRO Championships 2024 - Rnd 3 @ Snetterton 300

## L&W/BMCRC Rookie 600 & Rookie 1000

### QUALIFYING - BEST SECTORS

SECTOR 1			SECTOR 2			IDEAL / BEST COMPARISON						
POS	NO	NAME	TIME	NO	NAME	TIME	POS	NO	NAME	IDEAL	BEST	DIFF
									<b>PERFECT LAP</b>	<b>2:12.689</b>		
1	87	CHAMBERLAIN	1:28.023	87	CHAMBERLAIN	44.666	1	87	CHAMBERLAIN	2:12.689	2:12.689	0.000
2	12	MASON	1:31.980	85	WOOD	45.549	2	12	MASON	2:18.905	2:18.905	0.000
3	10	RADLEY	1:32.994	10	RADLEY	46.606	3	10	RADLEY	2:19.600	2:19.600	0.000
4	178	BLOOMFIELD	1:33.266	178	BLOOMFIELD	46.712	4	85	WOOD	2:19.930	2:19.930	0.000
5	85	WOOD	1:34.381	12	MASON	46.925	5	178	BLOOMFIELD	2:19.978	2:19.998	0.020
6	94	CANNONS	1:39.248	122	EGGINTON	50.865	6	94	CANNONS	2:30.551	2:30.551	0.000
7	666	THOMPSON	1:40.499	511	BARRETT	51.189	7	40	LORD	2:32.022	2:32.022	0.000
8	40	LORD	1:40.662	94	CANNONS	51.303	8	666	THOMPSON	2:32.301	2:32.301	0.000
9	113	ROODT	1:41.593	40	LORD	51.360	9	122	EGGINTON	2:32.924	2:32.924	0.000
10	4	LEMON	1:41.693	4	LEMON	51.494	10	4	LEMON	2:33.187	2:33.187	0.000
11	122	EGGINTON	1:42.059	113	ROODT	51.648	11	113	ROODT	2:33.241	2:33.241	0.000
12	511	BARRETT	1:43.243	666	THOMPSON	51.802	12	511	BARRETT	2:34.432	2:34.432	0.000
13	163	BIGUZZI	1:44.980	14	YIANNI	52.407	13	163	BIGUZZI	2:38.988	2:38.988	0.000
14	28	HOWDLE	1:46.111	153	HICKMOTT	53.552	14	153	HICKMOTT	2:39.727	2:40.304	0.577
15	153	HICKMOTT	1:46.175	163	BIGUZZI	54.008	15	28	HOWDLE	2:40.325	2:40.325	0.000
16	444	TESSEYMAN	1:46.720	28	HOWDLE	54.214	16	444	TESSEYMAN	2:41.314	2:41.314	0.000
17	911	BRASTOCK	1:47.874	444	TESSEYMAN	54.594	17	14	YIANNI	2:42.763	2:42.763	0.000
18	75	TUFNALL	1:48.902	138	COOMBS	55.244	18	911	BRASTOCK	2:43.405	2:43.986	0.581
19	138	COOMBS	1:50.049	75	TUFNALL	55.458	19	75	TUFNALL	2:44.360	2:45.121	0.761
20	14	YIANNI	1:50.356	911	BRASTOCK	55.531	20	138	COOMBS	2:45.293	2:46.452	1.159
21	95	DRISCOLL	1:54.380	95	DRISCOLL	57.597	21	95	DRISCOLL	2:51.977	2:51.977	0.000
22	379	MASON	1:56.720	57	WILTON	59.338	22	57	WILTON	2:56.878	2:57.449	0.571
23	57	WILTON	1:57.540	379	MASON	1:00.498	23	379	MASON	2:57.218	2:57.218	0.000
24	175	PESTANA	1:58.335				24	888	ELLIOTT		2:34.160	
25												

# BMCRC - MRO Championships 2024 - Rnd 3 @ Snetterton 300

## L&W/BMCRC Rookie 600 & Rookie 1000

### QUALIFYING - STATISTICS

**Competitors Started** 25  
**Planned Start** 2024-05-04 @ 09:13:00.000  
**Actual Start** 2024-05-04 @ 09:16:43.267  
**Finish Time** 2024-05-04 @ 09:26:38.748  
**Track Length** 2.9689mi.  
**Total Laps** 86  
**Total Distance Covered** 255.3263mi.

### Session Fastest Lap History

NO	CL	NAME	LAP TIME	TIME OF DAY	LAP	VEHICLE
87	1000	Dan CHAMBERLAIN	<b>2:20.704</b>	09:19:13.565	1	Suzuki GSXR 750
85	1000	Ben WOOD	<b>2:19.930</b>	09:19:14.081	1	Yamaha R1
87	1000	Dan CHAMBERLAIN	<b>2:12.689</b>	09:21:26.254	2	Suzuki GSXR 750

### Flag History

TYPE	TIME OF DAY
GREEN	09:16:43.267
FINISH	09:26:38.748

### Flag Statistics

TYPE	COUNT	TOTAL LAPS	TOTAL TIME
Green	1	5	12:45.289
Red	0	0	0.000
Safety Car	0	0	0.000
FCY	0	0	0.000

# BMCRC - MRO Championships 2024 - Rnd 3 @ Snetterton 300

## L&W/BMCRC Rookie 600 & Rookie 1000

### QUALIFYING - STATISTICS

CLASS : 1000

10 Starters

#### Fastest Lap History

NO	NAME	LAP TIME	TIME OF DAY	LAP	VEHICLE
87	Dan CHAMBERLAIN	2:20.704	09:19:13.565	1	Suzuki GSXR 750
85	Ben WOOD	2:19.930	09:19:14.081	1	Yamaha R1
87	Dan CHAMBERLAIN	2:12.689	09:21:26.254	2	Suzuki GSXR 750

# BMCRC - MRO Championships 2024 - Rnd 3 @ Snetterton 300

## L&W/BMCRC Rookie 600 & Rookie 1000

### QUALIFYING - STATISTICS

CLASS : 600

15 Starters

#### Fastest Lap History

NO	NAME	LAP TIME	TIME OF DAY	LAP	VEHICLE
12	Matty MASON	<b>2:36.042</b>	09:19:37.694	1	Kawasaki
12	Matty MASON	<b>2:20.164</b>	09:21:57.857	2	Kawasaki
12	Matty MASON	<b>2:18.905</b>	09:24:16.762	3	Kawasaki

# BMCRC - MRO Championships 2024 - Rnd 3 @ Snetterton 300

## L&W/BMCRC Rookie 600 & Rookie 1000



### RACE 2 - GRID (5 Laps)

ROW 11	33	64	Will SALISBURY	32	22	Jason BRADY	31	16	Montague AMER
ROW 10	30	57	John WILTON 2:57.449	29	379	Jack Cowley MASON 2:57.218	28	138	Paul COOMBS 2:46.452
ROW 9	27	75	Alex TUFNALL 2:45.121	26	911	Tom BRASTOCK 2:43.986	25	28	Paul HOWDLE 2:40.325
ROW 8	24	153	Aaron HICKMOTT 2:40.304	23	511	William BARRETT 2:34.432	22	888	Kirt ELLIOTT 2:34.160
ROW 7	21	113	Phil ROODT 2:33.241	20	122	James EGGINTON 2:32.924	19	40	James LORD 2:32.022
ROW 6	18	94	Peter CANNONS 2:30.551	17	178	Paul BLOOMFIELD 2:19.998	16	12	Matty MASON 2:18.905
ROW 5	15			14			13		
ROW 4	12			11			10	175	Arlindo PESTANA
ROW 3	9	95	Jack DRISCOLL 2:51.977	8	14	Alex YIANNI 2:42.763	7	444	Joe TESSEYMAN 2:41.314
ROW 2	6	163	Riccardo BIGUZZI 2:38.988	5	4	Scott LEMON 2:33.187	4	666	Nathan THOMPSON 2:32.301
ROW 1	3	85	Ben WOOD 2:19.930	2	10	Jack RADLEY 2:19.600	1	87	Dan CHAMBERLAIN 2:12.689
									<b>Pole</b>

These results are provisional until the conclusion of any judicial and technical matters.

Snetterton 300: 2.9689 miles

Clerk Of Course:	Stewards:	Timekeeper:	<i>Craig Smith</i>	
------------------	-----------	-------------	--------------------	--

Results can be found at [www.tsl-timing.com](http://www.tsl-timing.com)

Printed - 09:31 Saturday, 04 May 2024





# BMCRC - MRO Championships 2024 - Rnd 3 @ Snetterton 300

## L&W/BMCRC Rookie 600 & Rookie 1000



### RACE 2 - CLASSIFICATION

Race Distance: 5 Laps / 14.84 miles

POS	NO	CL	PIC	NAME	ENTRY	LAPS	TIME	GAP	DIFF	MPH	BEST	ON	GRD	↑↓
1	87	1000	1	Dan CHAMBERLAIN	Suzuki GSXR 750 -	5	10:25.156			85.48	2:02.984	5	1	0
2	85*	1000	2	Ben WOOD	Yamaha R1 -	5	10:26.642	1.486	1.486	85.28	2:02.073	5	3	1
3	175	1000	3	Arlindo PESTANA	BMW S1000RR - Pep's racing	5	10:38.998	13.842	12.356	83.63	2:04.925	3	10	7
4	163	1000	4	Riccardo BIGUZZI	Bmw S1000RR - Riccardo's Travel	5	10:44.317	19.161	5.319	82.94	2:05.958	5	6	2
5	10	1000	5	Jack RADLEY	Bmw S1000RR -	5	10:44.389	19.233	0.072	82.93	2:07.127	5	2	-3
6	666	1000	6	Nathan THOMPSON	Bmw S1000RR - Flirtz lap dancing club	5	10:50.066	24.910	5.677	82.20	2:04.519	4	4	-2
7	4	1000	7	Scott LEMON	Yamaha R1 -	5	11:00.866	35.710	10.800	80.86	2:10.087	5	5	-2
8	178	600	1	Paul BLOOMFIELD	Yamaha -	5	11:08.120	42.964	7.254	79.98	2:04.517	5	12	4
9	40	600	2	James LORD	Triumph -	5	11:09.974	44.818	1.854	79.76	2:05.477	5	14	5
10	153	600	3	Aaron HICKMOTT	Kawasaki - Me, Myself & I	5	11:29.020	1:03.864	19.046	77.55	2:08.491	4	19	9
11	14	1000	8	Alex YIANNI	BMW S1000 RR - Airpack 2000 Racing/Almig Compressors	5	11:30.669	1:05.513	1.649	77.37	2:15.875	5	8	-3
12	911	600	4	Tom BRASTOCK	Suzuki - My Pocket	5	11:36.988	1:11.832	6.319	76.67	2:09.764	5	21	9
13	94	600	5	Peter CANNONS	Kawazaki -	5	11:37.126	1:11.970	0.138	76.65	2:10.344	5	13	0
14	122	600	6	James EGGINTON	Kawasaki - Advance Computer Services - www.ACS.co.uk	5	11:39.894	1:14.738	2.768	76.35	2:10.651	5	15	1
15	888	600	7	Kirt ELLIOTT	Yamaha -	5	11:47.383	1:22.227	7.489	75.54	2:12.753	4	17	2
16	28	600	8	Paul HOWDLE	Yamaha -	5	11:47.537	1:22.381	0.154	75.53	2:11.443	5	20	4
17	138	600	9	Paul COOMBS	Triumph -	5	11:54.140	1:28.984	6.603	74.83	2:13.564	2	23	6
18	75	600	10	Alex TUFNALL	Kawasaki -	5	12:07.444	1:42.288	13.304	73.46	2:13.776	5	22	4
19	113	600	11	Phil ROODT	Yamaha - Carter Thorne Carpets and flooring 2018 ltd	5	12:07.511	1:42.355	0.067	73.45	2:14.360	5	16	-3
20	16	600	12	Montague AMER	Triumph -	5	12:14.466	1:49.310	6.955	72.76	2:14.571	5	26	6
21	95	1000	9	Jack DRISCOLL	-	5	12:24.747	1:59.591	10.281	71.75	2:25.104	5	9	-12
22	444	1000	10	Joe TESSEYMAN	Bmw S1000RR - Plowman/ coning haulage	5	12:28.665	2:03.509	3.918	71.38	2:26.631	5	7	-15
23	57	600	13	John WILTON	Yamaha - Repetition Roasters	5	12:50.930	2:25.774	22.265	69.31	2:24.829	2	25	2
24	379	600	14	Jack Cowley MASON	Triumph -	4	10:41.908	1 Lap	1 Lap	66.60	2:29.349	4	24	0

#### NOT CLASSIFIED

DNF	64	600		Will SALISBURY	Suzuki -	2	5:25.397	3 Laps	2 Laps	65.69	2:21.990	2	28	
DNF	12	600		Matty MASON	Kawasaki -	1	2:47.613	4 Laps	1 Lap	63.76			11	

#### FASTEST LAP

85	1000			Ben WOOD	Yamaha R1 -	5	2:02.073			87.55 mph			140.90 kph	
178	600			Paul BLOOMFIELD	Yamaha -	5	2:04.517			85.83 mph			138.14 kph	

#### Comments:

\* No. 85 - Poor signal from transponder. Please check fitment

Class 1000 - 92.5% of Race Speed = 79.06 mph

Class 600 - 92.5% of Race Speed = 73.98 mph

Weather / Track : /

Date: 04/05/2024 Start: 12:24 Finish: 12:34

These results are provisional until the conclusion of any judicial and technical matters.

Snetterton 300: 2.9689 miles

Clerk Of Course:	Stewards:	Timekeeper:	<i>Craig Smith</i>	
------------------	-----------	-------------	--------------------	--

Results can be found at [www.tsl-timing.com](http://www.tsl-timing.com)

Printed - 12:39 Saturday, 04 May 2024



# BMCRC - MRO Championships 2024 - Rnd 3 @ Snetterton 300

## L&W/BMCRC Rookie 600 & Rookie 1000

### RACE 2 - LAP CHART

LAP 1 @ 12:26:21.813			LAP 2 @ 12:28:25.967			LAP 3 @ 12:30:30.228			LAP 4 @ 12:32:34.456			LAP 5 @ 12:34:37.440		
NO	BEHIND	LAP TIME	NO	BEHIND	LAP TIME	NO	BEHIND	LAP TIME	NO	BEHIND	LAP TIME	NO	BEHIND	LAP TIME
85		2:09.529	87		2:03.957	87		2:04.261	87		2:04.228	87		2:02.984
87	0.197	2:09.726	85	5.689	2:09.843	85	4.122	2:02.694	85	2.397	2:02.503	85	1.486	2:02.073
666	4.174	2:13.703	666	7.063	2:07.043	175	9.156	2:04.925	666	9.512	2:04.519	175	13.842	2:06.495
10	4.205	2:13.734	10	7.740	2:07.689	666	9.221	2:06.419	175	10.331	2:05.403	379	1 Lap	2:29.349
163	5.611	2:15.140	175	8.492	2:04.938	10	11.248	2:07.769	10	15.090	2:08.070	163	19.161	2:05.958
175	7.708	2:17.237	163	10.285	2:08.828	163	12.713	2:06.689	163	16.187	2:07.702	10	19.233	2:07.127
4	9.388	2:18.917	4	15.544	2:10.310	4	22.382	2:11.099	4	28.607	2:10.453	666	24.910	2:18.382
14	12.003	2:21.532	14	25.501	2:17.652	14	39.054	2:17.814	178	41.431	2:05.390	4	35.710	2:10.087
95	23.654	2:33.183	178	38.962	2:06.938	178	40.269	2:05.568	40	42.325	2:05.960	178	42.964	2:04.517
444	25.221	2:34.750	40	39.247	2:06.950	40	40.593	2:05.607	14	52.622	2:17.796	40	44.818	2:05.477
178	36.178	2:45.707	153	47.883	2:11.485	153	52.819	2:09.197	153	57.082	2:08.491	153	1:03.864	2:09.766
40	36.451	2:45.980	444	49.563	2:28.496	94	58.464	2:12.110	94	1:04.610	2:10.374	14	1:05.513	2:15.875
12	38.084	2:47.613	95	50.560	2:31.060	911	58.970	2:12.474	911	1:05.052	2:10.310	911	1:11.832	2:09.764
153	40.552	2:50.081	94	50.615	2:13.586	122	1:00.311	2:13.424	122	1:07.071	2:10.988	94	1:11.970	2:10.344
94	41.183	2:50.712	911	50.757	2:11.901	888	1:03.699	2:14.748	888	1:12.224	2:12.753	122	1:14.738	2:10.651
122	42.346	2:51.875	122	51.148	2:12.956	28	1:06.308	2:16.458	28	1:13.922	2:11.842	888	1:22.227	2:12.987
911	43.010	2:52.539	888	53.212	2:14.283	138	1:06.971	2:17.478	138	1:17.645	2:14.902	28	1:22.381	2:11.443
888	43.083	2:52.612	138	53.754	2:13.564	444	1:15.132	2:29.830	113	1:30.979	2:15.005	138	1:28.984	2:14.323
28	44.262	2:53.791	28	54.111	2:14.003	95	1:15.426	2:29.127	75	1:31.496	2:15.089	75	1:42.288	2:13.776
138	44.344	2:53.873	75	1:07.615	2:21.182	113	1:20.202	2:16.676	95	1:37.471	2:26.273	113	1:42.355	2:14.360
75	50.587	3:00.116	113	1:07.787	2:20.856	75	1:20.635	2:17.281	16	1:37.723	2:19.393	16	1:49.310	2:14.571
113	51.085	3:00.614	16	1:10.857	2:20.128	16	1:22.558	2:15.962	444	1:39.862	2:28.958	95	1:59.591	2:25.104
57	53.829	3:03.358	64	1:11.714	2:21.990	57	1:39.122	2:28.879	57	2:02.095	2:27.201	444	2:03.509	2:26.631
64	53.878	3:03.407	57	1:14.504	2:24.829	379	1:54.615	2:30.698				57	2:25.774	2:26.663
16	54.883	3:04.412	379	1:28.178	2:30.702									
379	1:01.630	3:11.159												

# BMCRC - MRO Championships 2024 - Rnd 3 @ Snetterton 300

## L&W/BMCRC Rookie 600 & Rookie 1000

### RACE 2 - POSITION CHART

No	Name	Lap Pos	Lap				
			1	2	3	4	5
87	CHAMBERLAIN	1	85	87	87	87	87
10	RADLEY	2	87	85	85	85	85
85	WOOD	3	666	666	175	666	175
666	THOMPSON	4	10	10	666	175	163
4	LEMON	5	163	175	10	10	10
163	BIGUZZI	6	175	163	163	163	666
444	TESSEYMAN	7	4	4	4	4	4
14	YIANNI	8	14	14	14	178	178
95	DRISCOLL	9	95	178	178	40	40
175	PESTANA	10	444	40	40	14	153
12	MASON	11	178	153	153	153	14
178	BLOOMFIELD	12	40	444	94	94	911
94	CANNONS	13	12	95	911	911	94
40	LORD	14	153	94	122	122	122
122	EGGINTON	15	94	911	888	888	888
113	ROODT	16	122	122	28	28	28
888	ELLIOTT	17	911	888	138	138	138
511	BARRETT	18	888	138	444	113	75
153	HICKMOTT	19	28	28	95	75	113
28	HOWDLE	20	138	75	113	95	16
911	BRASTOCK	21	75	113	75	16	95
75	TUFNALL	22	113	16	16	444	444
138	COOMBS	23	57	64	57	57	57
379	MASON	24	64	57	379	379	
57	WILTON	25	16	379			
16	AMER	26	379				
22	BRADY	27					
64	SALISBURY	28					

# BMCRC - MRO Championships 2024 - Rnd 3 @ Snetterton 300

## L&W/BMCRC Rookie 600 & Rookie 1000

### RACE 2 - SECTOR ANALYSIS



SECTOR 1 = FL to I1, SECTOR 2 = I1 to FL, DIFF = Difference To Personal Best Lap, P = Crossed Finish Line in Pit Lane, D = Time Disallowed

P1		87	1000	Dan CHAMBERLAIN	Suzuki GSXR 750 -						
IDEAL LAP TIME :		2:02.984		BEST LAP TIME :		2:02.984		DIFFERENCE :		0.000	
LAP	SECTOR 1	SECTOR 2		LAP TIME	MPH	DIFF	TIME OF DAY				
1 -		41.611		2:09.726	82.38	6.742	12:26:22.010				
2 -	1:22.623	41.334		2:03.957 (2)	86.22	0.973	12:28:25.967				
3 -	1:23.001	41.260		2:04.261	86.01	1.277	12:30:30.228				
4 -	1:23.085	41.143		2:04.228 (3)	86.03	1.244	12:32:34.456				
5 -	<b>1:21.901</b>	<b>41.083</b>		<b>2:02.984 (1)</b>	<b>86.90</b>		<b>12:34:37.440</b>				

P2		85	1000	Ben WOOD	Yamaha R1 -						
IDEAL LAP TIME :		2:01.867		BEST LAP TIME :		2:02.073		DIFFERENCE :		0.206	
LAP	SECTOR 1	SECTOR 2		LAP TIME	MPH	DIFF	TIME OF DAY				
1 -		41.069		2:09.529	82.51	7.456	12:26:21.813				
2 -	1:21.667	48.176		2:09.843	82.31	7.770	12:28:31.656				
3 -	<b>1:21.341</b>	41.353		2:02.694 (3)	87.11	0.621	12:30:34.350				
4 -	1:21.876	40.627		2:02.503 (2)	87.24	0.430	12:32:36.853				
5 -	1:21.547	<b>40.526</b>		<b>2:02.073 (1)</b>	<b>87.55</b>		<b>12:34:38.926</b>				

P3		175	1000	Arlindo PESTANA	BMW S1000RR - Pep's racing						
IDEAL LAP TIME :		2:04.769		BEST LAP TIME :		2:04.925		DIFFERENCE :		0.156	
LAP	SECTOR 1	SECTOR 2		LAP TIME	MPH	DIFF	TIME OF DAY				
1 -		42.482		2:17.237	77.88	12.312	12:26:29.521				
2 -	1:22.790	<b>42.148</b>		2:04.938 (2)	85.54	0.013	12:28:34.459				
3 -	1:22.734	42.191		<b>2:04.925 (1)</b>	<b>85.55</b>		<b>12:30:39.384</b>				
4 -	1:23.139	42.264		2:05.403 (3)	85.22	0.478	12:32:44.787				
5 -	<b>1:22.621</b>	43.874		2:06.495	84.49	1.570	12:34:51.282				

P4		163	1000	Riccardo BIGUZZI	Bmw S1000RR - Riccardo's Travel						
IDEAL LAP TIME :		2:05.958		BEST LAP TIME :		2:05.958		DIFFERENCE :		0.000	
LAP	SECTOR 1	SECTOR 2		LAP TIME	MPH	DIFF	TIME OF DAY				
1 -		43.049		2:15.140	79.08	9.182	12:26:27.424				
2 -	1:24.783	44.045		2:08.828	82.96	2.870	12:28:36.252				
3 -	1:24.187	42.502		2:06.689 (2)	84.36	0.731	12:30:42.941				
4 -	1:24.641	43.061		2:07.702 (3)	83.69	1.744	12:32:50.643				
5 -	<b>1:23.554</b>	<b>42.404</b>		<b>2:05.958 (1)</b>	<b>84.85</b>		<b>12:34:56.601</b>				

P5		10	1000	Jack RADLEY	Bmw S1000RR -						
IDEAL LAP TIME :		2:06.843		BEST LAP TIME :		2:07.127		DIFFERENCE :		0.284	
LAP	SECTOR 1	SECTOR 2		LAP TIME	MPH	DIFF	TIME OF DAY				
1 -		42.285		2:13.734	79.92	6.607	12:26:26.018				
2 -	<b>1:24.728</b>	42.961		2:07.689 (2)	83.70	0.562	12:28:33.707				
3 -	1:25.328	42.441		2:07.769 (3)	83.65	0.642	12:30:41.476				
4 -	1:25.562	42.508		2:08.070	83.45	0.943	12:32:49.546				
5 -	1:25.012	<b>42.115</b>		<b>2:07.127 (1)</b>	<b>84.07</b>		<b>12:34:56.673</b>				

P6		666	1000	Nathan THOMPSON	Bmw S1000RR - Flirtz lap dancing club						
IDEAL LAP TIME :		2:04.519		BEST LAP TIME :		2:04.519		DIFFERENCE :		0.000	
LAP	SECTOR 1	SECTOR 2		LAP TIME	MPH	DIFF	TIME OF DAY				
1 -		43.301		2:13.703	79.93	9.184	12:26:25.987				
2 -	1:24.198	42.845		2:07.043 (3)	84.12	2.524	12:28:33.030				
3 -	1:23.974	42.445		2:06.419 (2)	84.54	1.900	12:30:39.449				
4 -	<b>1:22.598</b>	<b>41.921</b>		<b>2:04.519 (1)</b>	<b>85.83</b>		<b>12:32:43.968</b>				
5 -	1:34.397	43.985		2:18.382	77.23	13.863	12:35:02.350				

# BMCRC - MRO Championships 2024 - Rnd 3 @ Snetterton 300

## L&W/BMCRC Rookie 600 & Rookie 1000

### RACE 2 - SECTOR ANALYSIS



SECTOR 1 = FL to I1, SECTOR 2 = I1 to FL, DIFF = Difference To Personal Best Lap, P = Crossed Finish Line in Pit Lane, D = Time Disallowed

P7		4 1000		Scott LEMON		Yamaha R1 -	
IDEAL LAP TIME : 2:09.786		BEST LAP TIME : 2:10.087		DIFFERENCE : 0.301			
LAP	SECTOR 1	SECTOR 2	LAP TIME	MPH	DIFF	TIME OF DAY	
1 -		43.988	2:18.917	76.93	8.830	12:26:31.201	
2 -	<b>1:26.213</b>	44.097	2:10.310 (2)	82.02	0.223	12:28:41.511	
3 -	1:27.107	43.992	2:11.099	81.52	1.012	12:30:52.610	
4 -	1:26.811	43.642	2:10.453 (3)	81.93	0.366	12:33:03.063	
5 -	1:26.514	<b>43.573</b>	<b>2:10.087 (1)</b>	<b>82.16</b>		<b>12:35:13.150</b>	

P8		178 600		Paul BLOOMFIELD		Yamaha -	
IDEAL LAP TIME : 2:04.429		BEST LAP TIME : 2:04.517		DIFFERENCE : 0.088			
LAP	SECTOR 1	SECTOR 2	LAP TIME	MPH	DIFF	TIME OF DAY	
1 -		42.685	2:45.707	64.49	41.190	12:26:57.991	
2 -	1:24.561	42.377	2:06.938	84.19	2.421	12:29:04.929	
3 -	1:23.712	41.856	2:05.568 (3)	85.11	1.051	12:31:10.497	
4 -	1:23.786	<b>41.604</b>	2:05.390 (2)	85.23	0.873	12:33:15.887	
5 -	<b>1:22.825</b>	41.692	<b>2:04.517 (1)</b>	<b>85.83</b>		<b>12:35:20.404</b>	

P9		40 600		James LORD		Triumph -	
IDEAL LAP TIME : 2:04.909		BEST LAP TIME : 2:05.477		DIFFERENCE : 0.568			
LAP	SECTOR 1	SECTOR 2	LAP TIME	MPH	DIFF	TIME OF DAY	
1 -		42.518	2:45.980	64.39	40.503	12:26:58.264	
2 -	1:25.137	41.813	2:06.950	84.19	1.473	12:29:05.214	
3 -	1:23.825	41.782	2:05.607 (2)	85.09	0.130	12:31:10.821	
4 -	1:24.235	<b>41.725</b>	2:05.960 (3)	84.85	0.483	12:33:16.781	
5 -	<b>1:23.184</b>	42.293	<b>2:05.477 (1)</b>	<b>85.17</b>		<b>12:35:22.258</b>	

P10		153 600		Aaron HICKMOTT		Kawasaki - Me, Myself & I	
IDEAL LAP TIME : 2:08.491		BEST LAP TIME : 2:08.491		DIFFERENCE : 0.000			
LAP	SECTOR 1	SECTOR 2	LAP TIME	MPH	DIFF	TIME OF DAY	
1 -		43.929	2:50.081	62.84	41.590	12:27:02.365	
2 -	1:25.905	45.580	2:11.485	81.28	2.994	12:29:13.850	
3 -	1:25.948	43.249	2:09.197 (2)	82.72	0.706	12:31:23.047	
4 -	<b>1:25.465</b>	<b>43.026</b>	<b>2:08.491 (1)</b>	<b>83.18</b>		<b>12:33:31.538</b>	
5 -	1:26.035	43.731	2:09.766 (3)	82.36	1.275	12:35:41.304	

P11		14 1000		Alex YIANNI		BMW S1000 RR - Airpack 2000 Racing/Almig Compressors	
IDEAL LAP TIME : 2:15.875		BEST LAP TIME : 2:15.875		DIFFERENCE : 0.000			
LAP	SECTOR 1	SECTOR 2	LAP TIME	MPH	DIFF	TIME OF DAY	
1 -		45.853	2:21.532	75.51	5.657	12:26:33.816	
2 -	1:31.030	46.622	2:17.652 (2)	77.64	1.777	12:28:51.468	
3 -	1:30.934	46.880	2:17.814	77.55	1.939	12:31:09.282	
4 -	1:31.305	46.491	2:17.796 (3)	77.56	1.921	12:33:27.078	
5 -	<b>1:30.408</b>	<b>45.467</b>	<b>2:15.875 (1)</b>	<b>78.66</b>		<b>12:35:42.953</b>	

P12		911 600		Tom BRASTOCK		Suzuki - My Pocket	
IDEAL LAP TIME : 2:08.714		BEST LAP TIME : 2:09.764		DIFFERENCE : 1.050			
LAP	SECTOR 1	SECTOR 2	LAP TIME	MPH	DIFF	TIME OF DAY	
1 -		44.956	2:52.539	61.94	42.775	12:27:04.823	
2 -	1:27.283	44.618	2:11.901 (3)	81.03	2.137	12:29:16.724	
3 -	1:29.620	<b>42.854</b>	2:12.474	80.68	2.710	12:31:29.198	
4 -	1:26.269	44.041	2:10.310 (2)	82.02	0.546	12:33:39.508	
5 -	<b>1:25.860</b>	43.904	<b>2:09.764 (1)</b>	<b>82.36</b>		<b>12:35:49.272</b>	

# BMCRC - MRO Championships 2024 - Rnd 3 @ Snetterton 300

## L&W/BMCRC Rookie 600 & Rookie 1000

### RACE 2 - SECTOR ANALYSIS



SECTOR 1 = FL to I1, SECTOR 2 = I1 to FL, DIFF = Difference To Personal Best Lap, P = Crossed Finish Line in Pit Lane, D = Time Disallowed

P13 94 600 Peter CANNONS		Kawazaki -				
IDEAL LAP TIME : 2:10.234		BEST LAP TIME : 2:10.344				
		DIFFERENCE : 0.110				
LAP	SECTOR 1	SECTOR 2	LAP TIME	MPH	DIFF	TIME OF DAY
1 -		44.641	2:50.712	62.60	40.368	12:27:02.996
2 -	1:27.178	46.408	2:13.586	80.00	3.242	12:29:16.582
3 -	1:27.618	44.492	2:12.110 (3)	80.90	1.766	12:31:28.692
4 -	1:26.199	<b>44.175</b>	2:10.374 (2)	81.98	0.030	12:33:39.066
5 -	<b>1:26.059</b>	44.285	<b>2:10.344 (1)</b>	<b>81.99</b>		<b>12:35:49.410</b>

P14 122 600 James EGGINTON		Kawasaki - Advance Computer Services - www.ACS.co.uk				
IDEAL LAP TIME : 2:10.651		BEST LAP TIME : 2:10.651				
		DIFFERENCE : 0.000				
LAP	SECTOR 1	SECTOR 2	LAP TIME	MPH	DIFF	TIME OF DAY
1 -		45.136	2:51.875	62.18	41.224	12:27:04.159
2 -	1:28.274	44.682	2:12.956 (3)	80.38	2.305	12:29:17.115
3 -	1:29.146	44.278	2:13.424	80.10	2.773	12:31:30.539
4 -	1:26.841	44.147	2:10.988 (2)	81.59	0.337	12:33:41.527
5 -	<b>1:26.573</b>	<b>44.078</b>	<b>2:10.651 (1)</b>	<b>81.80</b>		<b>12:35:52.178</b>

P15 888 600 Kirt ELLIOTT		Yamaha -				
IDEAL LAP TIME : 2:12.556		BEST LAP TIME : 2:12.753				
		DIFFERENCE : 0.197				
LAP	SECTOR 1	SECTOR 2	LAP TIME	MPH	DIFF	TIME OF DAY
1 -		45.176	2:52.612	61.91	39.859	12:27:04.896
2 -	1:28.981	45.302	2:14.283 (3)	79.59	1.530	12:29:19.179
3 -	1:29.606	45.142	2:14.748	79.31	1.995	12:31:33.927
4 -	<b>1:27.637</b>	45.116	<b>2:12.753 (1)</b>	<b>80.51</b>		<b>12:33:46.680</b>
5 -	1:28.068	<b>44.919</b>	2:12.987 (2)	80.36	0.234	12:35:59.667

P16 28 600 Paul HOWDLE		Yamaha -				
IDEAL LAP TIME : 2:11.443		BEST LAP TIME : 2:11.443				
		DIFFERENCE : 0.000				
LAP	SECTOR 1	SECTOR 2	LAP TIME	MPH	DIFF	TIME OF DAY
1 -		45.250	2:53.791	61.49	42.348	12:27:06.075
2 -	1:29.356	44.647	2:14.003 (3)	79.76	2.560	12:29:20.078
3 -	1:31.057	45.401	2:16.458	78.32	5.015	12:31:36.536
4 -	1:27.104	44.738	2:11.842 (2)	81.06	0.399	12:33:48.378
5 -	<b>1:26.942</b>	<b>44.501</b>	<b>2:11.443 (1)</b>	<b>81.31</b>		<b>12:35:59.821</b>

P17 138 600 Paul COOMBS		Triumph -				
IDEAL LAP TIME : 2:13.281		BEST LAP TIME : 2:13.564				
		DIFFERENCE : 0.283				
LAP	SECTOR 1	SECTOR 2	LAP TIME	MPH	DIFF	TIME OF DAY
1 -		<b>44.586</b>	2:53.873	61.47	40.309	12:27:06.157
2 -	<b>1:28.695</b>	44.869	<b>2:13.564 (1)</b>	<b>80.02</b>		<b>12:29:19.721</b>
3 -	1:31.882	45.596	2:17.478	77.74	3.914	12:31:37.199
4 -	1:29.334	45.568	2:14.902 (3)	79.22	1.338	12:33:52.101
5 -	1:29.271	45.052	2:14.323 (2)	79.57	0.759	12:36:06.424

P18 75 600 Alex TUFNALL		Kawasaki -				
IDEAL LAP TIME : 2:13.309		BEST LAP TIME : 2:13.776				
		DIFFERENCE : 0.467				
LAP	SECTOR 1	SECTOR 2	LAP TIME	MPH	DIFF	TIME OF DAY
1 -		47.647	3:00.116	59.33	46.340	12:27:12.400
2 -	1:33.372	47.810	2:21.182	75.70	7.406	12:29:33.582
3 -	1:30.671	46.610	2:17.281 (3)	77.85	3.505	12:31:50.863
4 -	1:29.956	<b>45.133</b>	2:15.089 (2)	79.11	1.313	12:34:05.952
5 -	<b>1:28.176</b>	45.600	<b>2:13.776 (1)</b>	<b>79.89</b>		<b>12:36:19.728</b>

# BMCRC - MRO Championships 2024 - Rnd 3 @ Snetterton 300

## L&W/BMCRC Rookie 600 & Rookie 1000

### RACE 2 - SECTOR ANALYSIS



SECTOR 1 = FL to I1, SECTOR 2 = I1 to FL, DIFF = Difference To Personal Best Lap, P = Crossed Finish Line in Pit Lane, D = Time Disallowed

P19 113 600 Phil ROODT		Yamaha - Carter Thorne Carpets and flooring 2018 ltd				
IDEAL LAP TIME : 2:14.360		BEST LAP TIME : 2:14.360		DIFFERENCE : 0.000		
LAP	SECTOR 1	SECTOR 2	LAP TIME	MPH	DIFF	TIME OF DAY
1 -		47.656	3:00.614	59.17	46.254	12:27:12.898
2 -	1:33.544	47.312	2:20.856	75.87	6.496	12:29:33.754
3 -	1:30.359	46.317	2:16.676 (3)	78.20	2.316	12:31:50.430
4 -	1:29.985	45.020	2:15.005 (2)	79.16	0.645	12:34:05.435
5 -	<b>1:29.595</b>	<b>44.765</b>	<b>2:14.360 (1)</b>	<b>79.54</b>		<b>12:36:19.795</b>

P20 16 600 Montague AMER		Triumph -				
IDEAL LAP TIME : 2:14.412		BEST LAP TIME : 2:14.571		DIFFERENCE : 0.159		
LAP	SECTOR 1	SECTOR 2	LAP TIME	MPH	DIFF	TIME OF DAY
1 -		48.861	3:04.412	57.95	49.841	12:27:16.696
2 -	1:34.350	45.778	2:20.128	76.27	5.557	12:29:36.824
3 -	1:31.055	<b>44.907</b>	2:15.962 (2)	78.61	1.391	12:31:52.786
4 -	1:31.678	47.715	2:19.393 (3)	76.67	4.822	12:34:12.179
5 -	<b>1:29.505</b>	45.066	<b>2:14.571 (1)</b>	<b>79.42</b>		<b>12:36:26.750</b>

P21 95 1000 Jack DRISCOLL		-				
IDEAL LAP TIME : 2:25.104		BEST LAP TIME : 2:25.104		DIFFERENCE : 0.000		
LAP	SECTOR 1	SECTOR 2	LAP TIME	MPH	DIFF	TIME OF DAY
1 -		49.509	2:33.183	69.77	8.079	12:26:45.467
2 -	1:39.697	51.363	2:31.060	70.75	5.956	12:29:16.527
3 -	1:38.456	50.671	2:29.127 (3)	71.67	4.023	12:31:45.654
4 -	1:37.348	48.925	2:26.273 (2)	73.06	1.169	12:34:11.927
5 -	<b>1:36.419</b>	<b>48.685</b>	<b>2:25.104 (1)</b>	<b>73.65</b>		<b>12:36:37.031</b>

P22 444 1000 Joe TESSEYMAN		Bmw S1000RR - Plowman/ coning haulage				
IDEAL LAP TIME : 2:26.631		BEST LAP TIME : 2:26.631		DIFFERENCE : 0.000		
LAP	SECTOR 1	SECTOR 2	LAP TIME	MPH	DIFF	TIME OF DAY
1 -		50.059	2:34.750	69.06	8.119	12:26:47.034
2 -	1:37.623	50.873	2:28.496 (2)	71.97	1.865	12:29:15.530
3 -	1:39.180	50.650	2:29.830	71.33	3.199	12:31:45.360
4 -	1:38.234	50.724	2:28.958 (3)	71.75	2.327	12:34:14.318
5 -	<b>1:36.593</b>	<b>50.038</b>	<b>2:26.631 (1)</b>	<b>72.89</b>		<b>12:36:40.949</b>

P23 57 600 John WILTON		Yamaha - Repetition Roasters				
IDEAL LAP TIME : 2:24.343		BEST LAP TIME : 2:24.829		DIFFERENCE : 0.486		
LAP	SECTOR 1	SECTOR 2	LAP TIME	MPH	DIFF	TIME OF DAY
1 -		<b>48.218</b>	3:03.358	58.29	38.529	12:27:15.642
2 -	<b>1:36.125</b>	48.704	<b>2:24.829 (1)</b>	<b>73.79</b>		<b>12:29:40.471</b>
3 -	1:39.700	49.179	2:28.879	71.79	4.050	12:32:09.350
4 -	1:37.616	49.585	2:27.201 (3)	72.60	2.372	12:34:36.551
5 -	1:37.288	49.375	2:26.663 (2)	72.87	1.834	12:37:03.214

P24 379 600 Jack Cowley MASON		Triumph -				
IDEAL LAP TIME : 2:29.145		BEST LAP TIME : 2:29.349		DIFFERENCE : 0.204		
LAP	SECTOR 1	SECTOR 2	LAP TIME	MPH	DIFF	TIME OF DAY
1 -		51.164	3:11.159	55.91	41.810	12:27:23.443
2 -	1:39.740	50.962	2:30.702 (3)	70.92	1.353	12:29:54.145
3 -	1:40.506	<b>50.192</b>	2:30.698 (2)	70.92	1.349	12:32:24.843
4 -	<b>1:38.953</b>	50.396	<b>2:29.349 (1)</b>	<b>71.56</b>		<b>12:34:54.192</b>

# BMCRC - MRO Championships 2024 - Rnd 3 @ Snetterton 300

## L&W/BMCRC Rookie 600 & Rookie 1000

### RACE 2 - SECTOR ANALYSIS



SECTOR 1 = FL to I1, SECTOR 2 = I1 to FL, DIFF = Difference To Personal Best Lap, P = Crossed Finish Line in Pit Lane, D = Time Disallowed

P25		64 600		Will SALISBURY		Suzuki -					
IDEAL LAP TIME :		2:18.937		BEST LAP TIME :		2:21.990		DIFFERENCE :		3.053	
LAP	SECTOR 1	SECTOR 2	LAP TIME	MPH	DIFF	TIME OF DAY					
1 -		<b>47.278</b>	3:03.407	58.27	41.417	12:27:15.691					
2 -	<b>1:31.659</b>	50.331	<b>2:21.990 (1)</b>	<b>75.27</b>		<b>12:29:37.681</b>					

P26		12 600		Matty MASON		Kawasaki -	
IDEAL LAP TIME :		BEST LAP TIME :		DIFFERENCE :			
LAP	SECTOR 1	SECTOR 2	LAP TIME	MPH	DIFF	TIME OF DAY	
1 -		<b>43.350</b>	2:47.613	63.76		12:26:59.897	



# BMCRC - MRO Championships 2024 - Rnd 3 @ Snetterton 300

## L&W/BMCRC Rookie 600 & Rookie 1000

### RACE 2 - BEST SECTORS

SECTOR 1			SECTOR 2			IDEAL / BEST COMPARISON						
POS	NO	NAME	TIME	NO	NAME	TIME	POS	NO	NAME	IDEAL	BEST	DIFF
									<b>PERFECT LAP</b>	<b>2:01.867</b>		
1	85	WOOD	1:21.341	85	WOOD	40.526	1	85	WOOD	2:01.867	2:02.073	0.206
2	87	CHAMBERLAIN	1:21.901	87	CHAMBERLAIN	41.083	2	87	CHAMBERLAIN	2:02.984	2:02.984	0.000
3	666	THOMPSON	1:22.598	178	BLOOMFIELD	41.604	3	178	BLOOMFIELD	2:04.429	2:04.517	0.088
4	175	PESTANA	1:22.621	40	LORD	41.725	4	666	THOMPSON	2:04.519	2:04.519	0.000
5	178	BLOOMFIELD	1:22.825	666	THOMPSON	41.921	5	175	PESTANA	2:04.769	2:04.925	0.156
6	40	LORD	1:23.184	10	RADLEY	42.115	6	40	LORD	2:04.909	2:05.477	0.568
7	163	BIGUZZI	1:23.554	175	PESTANA	42.148	7	163	BIGUZZI	2:05.958	2:05.958	0.000
8	10	RADLEY	1:24.728	163	BIGUZZI	42.404	8	10	RADLEY	2:06.843	2:07.127	0.284
9	153	HICKMOTT	1:25.465	911	BRASTOCK	42.854	9	153	HICKMOTT	2:08.491	2:08.491	0.000
10	911	BRASTOCK	1:25.860	153	HICKMOTT	43.026	10	911	BRASTOCK	2:08.714	2:09.764	1.050
11	94	CANNONS	1:26.059	12	MASON	43.350	11	4	LEMON	2:09.786	2:10.087	0.301
12	4	LEMON	1:26.213	4	LEMON	43.573	12	94	CANNONS	2:10.234	2:10.344	0.110
13	122	EGGINTON	1:26.573	122	EGGINTON	44.078	13	122	EGGINTON	2:10.651	2:10.651	0.000
14	28	HOWDLE	1:26.942	94	CANNONS	44.175	14	28	HOWDLE	2:11.443	2:11.443	0.000
15	888	ELLIOTT	1:27.637	28	HOWDLE	44.501	15	888	ELLIOTT	2:12.556	2:12.753	0.197
16	75	TUFNALL	1:28.176	138	COOMBS	44.586	16	138	COOMBS	2:13.281	2:13.564	0.283
17	138	COOMBS	1:28.695	113	ROODT	44.765	17	75	TUFNALL	2:13.309	2:13.776	0.467
18	16	AMER	1:29.505	16	AMER	44.907	18	113	ROODT	2:14.360	2:14.360	0.000
19	113	ROODT	1:29.595	888	ELLIOTT	44.919	19	16	AMER	2:14.412	2:14.571	0.159
20	14	YIANNI	1:30.408	75	TUFNALL	45.133	20	14	YIANNI	2:15.875	2:15.875	0.000
21	64	SALISBURY	1:31.659	14	YIANNI	45.467	21	64	SALISBURY	2:18.937	2:21.990	3.053
22	57	WILTON	1:36.125	64	SALISBURY	47.278	22	57	WILTON	2:24.343	2:24.829	0.486
23	95	DRISCOLL	1:36.419	57	WILTON	48.218	23	95	DRISCOLL	2:25.104	2:25.104	0.000
24	444	TESSEYMAN	1:36.593	95	DRISCOLL	48.685	24	444	TESSEYMAN	2:26.631	2:26.631	0.000
25	379	MASON	1:38.953	444	TESSEYMAN	50.038	25	379	MASON	2:29.145	2:29.349	0.204
26				379	MASON	50.192	26	12	MASON			
27												
28												

# BMCRC - MRO Championships 2024 - Rnd 3 @ Snetterton 300

## L&W/BMCRC Rookie 600 & Rookie 1000

### RACE 2 - STATISTICS

Competitors Started	26
Planned Start	2024-05-04 @ 11:40:00.000
Actual Start	2024-05-04 @ 12:24:12.283
Finish Time	2024-05-04 @ 12:34:37.439
Track Length	2.9689mi.
Total Laps	122
Total Distance Covered	362.2072mi.

#### Session Fastest Lap History

NO	CL	NAME	LAP TIME	TIME OF DAY	LAP	VEHICLE
87	1000	Dan CHAMBERLAIN	2:03.957	12:28:25.970	2	Suzuki GSXR 750
85	1000	Ben WOOD	2:02.694	12:30:34.359	3	Yamaha R1
85	1000	Ben WOOD	2:02.503	12:32:36.860	4	Yamaha R1
85	1000	Ben WOOD	2:02.073	12:34:38.933	5	Yamaha R1

#### Session Leader History

NO	CL	NAME	FROM LAP	LAPS LED	DISTANCE	VEHICLE
85	1000	Ben WOOD	1	1	2.96 miles	Yamaha R1
87	1000	Dan CHAMBERLAIN	2	4	11.87 miles	Suzuki GSXR 750

#### Flag History

TYPE	TIME OF DAY
GREEN	12:24:12.283
FINISH	12:34:37.439

#### Flag Statistics

TYPE	COUNT	TOTAL LAPS	TOTAL TIME
Green	1	5	12:56.825
Red	0	0	0.000
Safety Car	0	0	0.000
FCY	0	0	0.000

# BMCRC - MRO Championships 2024 - Rnd 3 @ Snetterton 300

## L&W/BMCRC Rookie 600 & Rookie 1000

### RACE 2 - STATISTICS

CLASS : 1000

10 Starters

#### Fastest Lap History

NO	NAME	LAP TIME	TIME OF DAY	LAP	VEHICLE
87	Dan CHAMBERLAIN	<b>2:03.957</b>	12:28:25.970	2	Suzuki GSXR 750
85	Ben WOOD	<b>2:02.694</b>	12:30:34.359	3	Yamaha R1
85	Ben WOOD	<b>2:02.503</b>	12:32:36.860	4	Yamaha R1
85	Ben WOOD	<b>2:02.073</b>	12:34:38.933	5	Yamaha R1

#### Leader History

NO	NAME	FROM LAP	LAPS LED	DISTANCE	VEHICLE
85	Ben WOOD	1	1	2.96 miles	Yamaha R1
87	Dan CHAMBERLAIN	2	4	11.87 miles	Suzuki GSXR 750

# BMCRC - MRO Championships 2024 - Rnd 3 @ Snetterton 300

## L&W/BMCRC Rookie 600 & Rookie 1000

### RACE 2 - STATISTICS

CLASS : 600

16 Starters

#### Fastest Lap History

NO	NAME	LAP TIME	TIME OF DAY	LAP	VEHICLE
178	Paul BLOOMFIELD	<b>2:06.938</b>	12:29:04.947	2	Yamaha
178	Paul BLOOMFIELD	<b>2:05.568</b>	12:31:10.514	3	Yamaha
178	Paul BLOOMFIELD	<b>2:05.390</b>	12:33:15.905	4	Yamaha
178	Paul BLOOMFIELD	<b>2:04.517</b>	12:35:20.422	5	Yamaha

#### Leader History

NO	NAME	FROM LAP	LAPS LED	DISTANCE	VEHICLE
178	Paul BLOOMFIELD	1	5	14.84 miles	Yamaha

# BMCRC - MRO Championships 2024 - Rnd 3 @ Snetterton 300

## L&W/BMCRC Rookie 600 & Rookie 1000

### RACE 13 - GRID (5 Laps)



ROW 11	33	22	Jason BRADY	32	511	William BARRETT	31	379	Jack Cowley MASON	2:29.349
ROW 10	30	57	John WILTON	29	64	Will SALISBURY	28	16	Montague AMER	2:24.829 2:21.990 2:14.571
ROW 9	27	113	Phil ROODT	26	75	Alex TUFNALL	25	138	Paul COOMBS	2:14.360 2:13.776 2:13.564
ROW 8	24	888	Kirt ELLIOTT	23	28	Paul HOWDLE	22	12	Matty MASON	2:12.753 2:11.443
ROW 7	21	122	James EGGINTON	20	94	Peter CANNONS	19	911	Tom BRASTOCK	2:10.651 2:10.344 2:09.764
ROW 6	18	153	Aaron HICKMOTT	17	40	James LORD	16	178	Paul BLOOMFIELD	2:08.491 2:05.477 2:04.517
ROW 5	15			14			13			
ROW 4	12			11			10	444	Joe TESSEYMAN	2:26.631
ROW 3	9	95	Jack DRISCOLL	8	14	Alex YIANNI	7	4	Scott LEMON	2:25.104 2:15.875 2:10.087
ROW 2	6	10	Jack RADLEY	5	163	Riccardo BIGUZZI	4	175	Arlindo PESTANA	2:07.127 2:05.958 2:04.925
ROW 1	3	666	Nathan THOMPSON	2	87	Dan CHAMBERLAIN	1	85	Ben WOOD	2:04.519 2:02.984 2:02.073
<b>Pole</b>										

These results are provisional until the conclusion of any judicial and technical matters.

Snetterton 300: 2.9689 miles

Clerk Of Course:	Stewards:	Timekeeper:	<i>Craig Smith</i>	
------------------	-----------	-------------	--------------------	--

Results can be found at [www.tsl-timing.com](http://www.tsl-timing.com)

Printed - 12:41 Saturday, 04 May 2024



# BMCRC - MRO Championships 2024 - Rnd 3 @ Snetterton 300

## L&W/BMCRC Rookie 600 & Rookie 1000

### RACE 13 - CLASSIFICATION

Race Distance: 4 Laps / 11.87 miles



POS	NO	CL	PIC	NAME	ENTRY	LAPS	TIME	GAP	DIFF	MPH	BEST	ON	GRD	↑↓
1	87	1000	1	Dan CHAMBERLAIN	Suzuki GSXR 750 -	4	8:24.477			84.74	2:04.583	3	2	1
2	666	1000	2	Nathan THOMPSON	Bmw S1000RR - Flirtz lap dancing club	4	8:29.679	5.202	5.202	83.88	2:05.342	3	3	1
3	175	1000	3	Arlindo PESTANA	BMW S1000RR - Pep's racing	4	8:34.838	10.361	5.159	83.04	2:05.669	4	4	1
4	163	1000	4	Riccardo BIGUZZI	Bmw S1000RR - Riccardo's Travel	4	8:39.017	14.540	4.179	82.37	2:06.543	3	5	1
5	4	1000	5	Scott LEMON	Yamaha R1 -	4	8:49.198	24.721	10.181	80.78	2:10.515	2	7	2
6	178	600	1	Paul BLOOMFIELD	Yamaha -	4	9:02.681	38.204	13.483	78.77	2:05.821	4	11	5
7	153	600	2	Aaron HICKMOTT	Kawasaki - Me, Myself & I	4	9:02.742	38.265	0.061	78.77	2:06.257	4	13	6
8	40	600	3	James LORD	Triumph -	4	9:02.939	38.462	0.197	78.74	2:06.154	4	12	4
9	911	600	4	Tom BRASTOCK	Suzuki - My Pocket	4	9:15.896	51.419	12.957	76.90	2:10.538	4	14	5
10	94	600	5	Peter CANNONS	Kawazaki -	4	9:19.263	54.786	3.367	76.44	2:08.807	4	15	5
11	138	600	6	Paul COOMBS	Triumph -	4	9:19.341	54.864	0.078	76.43	2:10.472	4	20	9
12	122	600	7	James EGGINTON	Kawasaki - Advance Computer Services - www.ACS.co.uk	4	9:22.240	57.763	2.899	76.03	2:11.224	4	16	4
13	16	600	8	Montague AMER	Triumph -	4	9:29.695	1:05.218	7.455	75.04	2:09.915	4	23	10
14	95	1000	6	Jack DRISCOLL	-	4	9:30.661	1:06.184	0.966	74.91	2:19.759	3	9	-5
15	28	600	9	Paul HOWDLE	Yamaha -	4	9:31.217	1:06.740	0.556	74.84	2:12.117	4	18	3
16	888	600	10	Kirt ELLIOTT	Yamaha -	4	9:33.891	1:09.414	2.674	74.49	2:13.834	4	19	3
17	75	600	11	Alex TUFNALL	Kawasaki -	4	9:39.113	1:14.636	5.222	73.82	2:14.214	4	21	4
18	113*	600	12	Phil ROODT	Yamaha - Carter Thorne Carpets and flooring 2018 ltd	4	9:41.299	1:16.822	2.186	73.54	2:14.247	4	22	4
19	64	600	13	Will SALISBURY	Suzuki -	4	9:45.468	1:20.991	4.169	73.02	2:16.991	4	24	5
20	444	1000	7	Joe TESSEYMAN	Bmw S1000RR - Plowman/ coning haulage	4	9:54.219	1:29.742	8.751	71.94	2:27.024	2	10	-10
21	57	600	14	John WILTON	Yamaha - Repetition Roasters	4	9:56.371	1:31.894	2.152	71.68	2:18.224	4	25	4
22	379	600	15	Jack Cowley MASON	Triumph -	4	10:19.698	1:55.221	23.327	68.98	2:24.492	4	26	4

#### NOT STARTED

NS	14	1000		Alex YIANNI	BMW S1000 RR - Airpack 2000 Racing/Almig Compressors									8
----	----	------	--	-------------	--	--	--	--	--	--	--	--	--	---

#### FASTEST LAP

87	1000			Dan CHAMBERLAIN	Suzuki GSXR 750 -	3	2:04.583			85.79 mph	138.06 kph			
178	600			Paul BLOOMFIELD	Yamaha -	4	2:05.821			84.94 mph	136.70 kph			

#### Comments:

\* No. 113 - Please fit a working transponder  
 Class 1000 - 92.5% of Race Speed = 78.38 mph  
 Class 600 - 92.5% of Race Speed = 72.86 mph

Weather / Track : /

Date: 04/05/2024 Start: 16:53 Finish: 17:02  
 Snetterton 300: 2.9689 miles

These results are provisional until the conclusion of any judicial and technical matters.

Clerk Of Course:	Stewards:	Timekeeper:	<i>Craig Smith</i>	
------------------	-----------	-------------	--------------------	--

Results can be found at [www.tsl-timing.com](http://www.tsl-timing.com)

Printed - 17:05 Saturday, 04 May 2024



# BMCRC - MRO Championships 2024 - Rnd 3 @ Snetterton 300

## L&W/BMCRC Rookie 600 & Rookie 1000

### RACE 13 - LAP CHART

LAP 1 @ 16:56:00.156			LAP 2 @ 16:58:05.390			LAP 3 @ 17:00:09.973			LAP 4 @ 17:02:15.105		
NO	BEHIND	LAP TIME	NO	BEHIND	LAP TIME	NO	BEHIND	LAP TIME	NO	BEHIND	LAP TIME
87		2:09.528	87		2:05.234	87		2:04.583	87		2:05.132
666	2.585	2:12.113	666	3.948	2:06.597	666	4.707	2:05.342	666	5.202	2:05.627
163	5.156	2:14.684	163	7.329	2:07.407	163	9.289	2:06.543	175	10.361	2:05.669
175	5.785	2:15.313	175	7.436	2:06.885	175	9.824	2:06.971	163	14.540	2:10.383
4	7.639	2:17.167	4	12.920	2:10.515	4	19.015	2:10.678	4	24.721	2:10.838
95	17.618	2:27.146	178	35.166	2:08.722	153	37.140	2:06.423	178	38.204	2:05.821
444	21.297	2:30.825	153	35.300	2:08.928	40	37.440	2:06.516	153	38.265	2:06.257
40	31.396	2:40.924	40	35.507	2:09.345	178	37.515	2:06.932	40	38.462	2:06.154
153	31.606	2:41.134	95	36.368	2:23.984	911	46.013	2:10.711	911	51.419	2:10.538
178	31.678	2:41.206	911	39.885	2:12.121	138	49.524	2:12.611	94	54.786	2:08.807
911	32.998	2:42.526	138	41.496	2:12.204	94	51.111	2:11.819	138	54.864	2:10.472
138	34.526	2:44.054	444	43.087	2:27.024	95	51.544	2:19.759	122	57.763	2:11.224
122	36.029	2:45.557	122	43.745	2:12.950	122	51.671	2:12.509	16	1:05.218	2:09.915
888	37.822	2:47.350	94	43.875	2:11.224	28	59.755	2:15.395	95	1:06.184	2:19.772
94	37.885	2:47.413	888	48.585	2:15.997	16	1:00.435	2:10.606	28	1:06.740	2:12.117
28	40.547	2:50.075	28	48.943	2:13.630	888	1:00.712	2:16.710	888	1:09.414	2:13.834
75	42.248	2:51.776	113	54.263	2:16.910	75	1:05.554	2:15.661	75	1:14.636	2:14.214
113	42.587	2:52.115	16	54.412	2:16.695	444	1:07.021	2:28.517	113	1:16.822	2:14.247
16	42.951	2:52.479	75	54.476	2:17.462	113	1:07.707	2:18.027	64	1:20.991	2:16.991
64	44.523	2:54.051	64	56.510	2:17.221	64	1:09.132	2:17.205	444	1:29.742	2:27.853
57	46.471	2:55.999	57	1:01.726	2:20.489	57	1:18.802	2:21.659	57	1:31.894	2:18.224
379	52.163	3:01.691	379	1:14.549	2:27.620	379	1:35.861	2:25.895	379	1:55.221	2:24.492

# BMCRC - MRO Championships 2024 - Rnd 3 @ Snetterton 300

## L&W/BMCRC Rookie 600 & Rookie 1000

### RACE 13 - POSITION CHART

No	Name	Lap Pos	Lap			
			←	↻	↷	↵
87	CHAMBERLAIN	1	87	87	87	87
666	THOMPSON	2	666	666	666	666
175	PESTANA	3	163	163	163	175
163	BIGUZZI	4	175	175	175	163
4	LEMON	5	4	4	4	4
14	YIANNI	6	95	178	153	178
95	DRISCOLL	7	444	153	40	153
444	TESSEYMAN	8	40	40	178	40
178	BLOOMFIELD	9	153	95	911	911
40	LORD	10	178	911	138	94
153	HICKMOTT	11	911	138	94	138
911	BRASTOCK	12	138	444	95	122
94	CANNONS	13	122	122	122	16
122	EGGINTON	14	888	94	28	95
28	HOWDLE	15	94	888	16	28
888	ELLIOTT	16	28	28	888	888
138	COOMBS	17	75	113	75	75
75	TUFNALL	18	113	16	444	113
113	ROODT	19	16	75	113	64
16	AMER	20	64	64	64	444
64	SALISBURY	21	57	57	57	57
57	WILTON	22	379	379	379	379
379	MASON	23				



# BMCRC - MRO Championships 2024 - Rnd 3 @ Snetterton 300

## L&W/BMCRC Rookie 600 & Rookie 1000

### RACE 13 - SECTOR ANALYSIS



SECTOR 1 = FL to I1, SECTOR 2 = I1 to FL, DIFF = Difference To Personal Best Lap, P = Crossed Finish Line in Pit Lane, D = Time Disallowed

P1 87 1000 Dan CHAMBERLAIN		Suzuki GSXR 750 -				
IDEAL LAP TIME : 2:03.776		BEST LAP TIME : 2:04.583				
		DIFFERENCE : 0.807				
LAP	SECTOR 1	SECTOR 2	LAP TIME	MPH	DIFF	TIME OF DAY
1 -		<b>41.360</b>	2:09.528	82.51	4.945	16:56:00.156
2 -	1:23.332	41.902	2:05.234 (3)	85.34	0.651	16:58:05.390
3 -	<b>1:22.416</b>	42.167	<b>2:04.583 (1)</b>	<b>85.79</b>		<b>17:00:09.973</b>
4 -	1:23.387	41.745	2:05.132 (2)	85.41	0.549	17:02:15.105

P2 666 1000 Nathan THOMPSON		Bmw S1000RR - Flirtz lap dancing club				
IDEAL LAP TIME : 2:04.962		BEST LAP TIME : 2:05.342				
		DIFFERENCE : 0.380				
LAP	SECTOR 1	SECTOR 2	LAP TIME	MPH	DIFF	TIME OF DAY
1 -		42.435	2:12.113	80.90	6.771	16:56:02.741
2 -	1:24.212	42.385	2:06.597 (3)	84.42	1.255	16:58:09.338
3 -	1:23.494	<b>41.848</b>	<b>2:05.342 (1)</b>	<b>85.27</b>		<b>17:00:14.680</b>
4 -	<b>1:23.114</b>	42.513	2:05.627 (2)	85.07	0.285	17:02:20.307

P3 175 1000 Arlindo PESTANA		BMW S1000RR - Pep's racing				
IDEAL LAP TIME : 2:05.332		BEST LAP TIME : 2:05.669				
		DIFFERENCE : 0.337				
LAP	SECTOR 1	SECTOR 2	LAP TIME	MPH	DIFF	TIME OF DAY
1 -		<b>42.308</b>	2:15.313	78.98	9.644	16:56:05.941
2 -	1:24.404	42.481	2:06.885 (2)	84.23	1.216	16:58:12.826
3 -	1:24.581	42.390	2:06.971 (3)	84.17	1.302	17:00:19.797
4 -	<b>1:23.024</b>	42.645	<b>2:05.669 (1)</b>	<b>85.04</b>		<b>17:02:25.466</b>

P4 163 1000 Riccardo BIGUZZI		Bmw S1000RR - Riccardo's Travel				
IDEAL LAP TIME : 2:06.006		BEST LAP TIME : 2:06.543				
		DIFFERENCE : 0.537				
LAP	SECTOR 1	SECTOR 2	LAP TIME	MPH	DIFF	TIME OF DAY
1 -		42.856	2:14.684	79.35	8.141	16:56:05.312
2 -	1:25.210	<b>42.197</b>	2:07.407 (2)	83.88	0.864	16:58:12.719
3 -	1:23.934	42.609	<b>2:06.543 (1)</b>	<b>84.46</b>		<b>17:00:19.262</b>
4 -	<b>1:23.809</b>	46.574	2:10.383 (3)	81.97	3.840	17:02:29.645

P5 4 1000 Scott LEMON		Yamaha R1 -				
IDEAL LAP TIME : 2:10.259		BEST LAP TIME : 2:10.515				
		DIFFERENCE : 0.256				
LAP	SECTOR 1	SECTOR 2	LAP TIME	MPH	DIFF	TIME OF DAY
1 -		44.042	2:17.167	77.91	6.652	16:56:07.795
2 -	<b>1:26.762</b>	43.753	<b>2:10.515 (1)</b>	<b>81.89</b>		<b>16:58:18.310</b>
3 -	1:27.181	<b>43.497</b>	2:10.678 (2)	81.78	0.163	17:00:28.988
4 -	1:27.275	43.563	2:10.838 (3)	81.68	0.323	17:02:39.826

P6 178 600 Paul BLOOMFIELD		Yamaha -				
IDEAL LAP TIME : 2:05.821		BEST LAP TIME : 2:05.821				
		DIFFERENCE : 0.000				
LAP	SECTOR 1	SECTOR 2	LAP TIME	MPH	DIFF	TIME OF DAY
1 -		42.893	2:41.206	66.30	35.385	16:56:31.834
2 -	1:25.812	42.910	2:08.722 (3)	83.03	2.901	16:58:40.556
3 -	1:24.111	42.821	2:06.932 (2)	84.20	1.111	17:00:47.488
4 -	<b>1:23.618</b>	<b>42.203</b>	<b>2:05.821 (1)</b>	<b>84.94</b>		<b>17:02:53.309</b>

P7 153 600 Aaron HICKMOTT		Kawasaki - Me, Myself & I				
IDEAL LAP TIME : 2:06.234		BEST LAP TIME : 2:06.257				
		DIFFERENCE : 0.023				
LAP	SECTOR 1	SECTOR 2	LAP TIME	MPH	DIFF	TIME OF DAY
1 -		43.269	2:41.134	66.33	34.877	16:56:31.762
2 -	1:25.745	43.183	2:08.928 (3)	82.89	2.671	16:58:40.690
3 -	1:23.885	<b>42.538</b>	2:06.423 (2)	84.54	0.166	17:00:47.113
4 -	<b>1:23.696</b>	42.561	<b>2:06.257 (1)</b>	<b>84.65</b>		<b>17:02:53.370</b>

# BMCRC - MRO Championships 2024 - Rnd 3 @ Snetterton 300

## L&W/BMCRC Rookie 600 & Rookie 1000

### RACE 13 - SECTOR ANALYSIS



SECTOR 1 = FL to I1, SECTOR 2 = I1 to FL, DIFF = Difference To Personal Best Lap, P = Crossed Finish Line in Pit Lane, D = Time Disallowed

P8 40 600 James LORD		Triumph -				
IDEAL LAP TIME : 2:05.904		BEST LAP TIME : 2:06.154				
		DIFFERENCE : 0.250				
LAP	SECTOR 1	SECTOR 2	LAP TIME	MPH	DIFF	TIME OF DAY
1 -		43.247	2:40.924	66.41	34.770	16:56:31.552
2 -	1:26.357	42.988	2:09.345 (3)	82.63	3.191	16:58:40.897
3 -	1:24.562	<b>41.954</b>	2:06.516 (2)	84.48	0.362	17:00:47.413
4 -	<b>1:23.950</b>	42.204	<b>2:06.154 (1)</b>	<b>84.72</b>		<b>17:02:53.567</b>

P9 911 600 Tom BRASTOCK		Suzuki - My Pocket				
IDEAL LAP TIME : 2:10.363		BEST LAP TIME : 2:10.538				
		DIFFERENCE : 0.175				
LAP	SECTOR 1	SECTOR 2	LAP TIME	MPH	DIFF	TIME OF DAY
1 -		<b>43.161</b>	2:42.526	65.76	31.988	16:56:33.154
2 -	1:27.411	44.710	2:12.121 (3)	80.89	1.583	16:58:45.275
3 -	<b>1:27.202</b>	43.509	2:10.711 (2)	81.76	0.173	17:00:55.986
4 -	1:27.337	43.201	<b>2:10.538 (1)</b>	<b>81.87</b>		<b>17:03:06.524</b>

P10 94 600 Peter CANNONS		Kawazaki -				
IDEAL LAP TIME : 2:08.807		BEST LAP TIME : 2:08.807				
		DIFFERENCE : 0.000				
LAP	SECTOR 1	SECTOR 2	LAP TIME	MPH	DIFF	TIME OF DAY
1 -		45.125	2:47.413	63.84	38.606	16:56:38.041
2 -	1:27.113	44.111	2:11.224 (2)	81.44	2.417	16:58:49.265
3 -	1:26.589	45.230	2:11.819 (3)	81.08	3.012	17:01:01.084
4 -	<b>1:24.876</b>	<b>43.931</b>	<b>2:08.807 (1)</b>	<b>82.97</b>		<b>17:03:09.891</b>

P11 138 600 Paul COOMBS		Triumph -				
IDEAL LAP TIME : 2:10.472		BEST LAP TIME : 2:10.472				
		DIFFERENCE : 0.000				
LAP	SECTOR 1	SECTOR 2	LAP TIME	MPH	DIFF	TIME OF DAY
1 -		43.863	2:44.054	65.14	33.582	16:56:34.682
2 -	1:27.604	44.600	2:12.204 (2)	80.84	1.732	16:58:46.886
3 -	1:28.644	43.967	2:12.611 (3)	80.59	2.139	17:00:59.497
4 -	<b>1:26.990</b>	<b>43.482</b>	<b>2:10.472 (1)</b>	<b>81.91</b>		<b>17:03:09.969</b>

P12 122 600 James EGGINTON		Kawasaki - Advance Computer Services - www.ACS.co.uk				
IDEAL LAP TIME : 2:11.224		BEST LAP TIME : 2:11.224				
		DIFFERENCE : 0.000				
LAP	SECTOR 1	SECTOR 2	LAP TIME	MPH	DIFF	TIME OF DAY
1 -		43.956	2:45.557	64.55	34.333	16:56:36.185
2 -	1:28.265	44.685	2:12.950 (3)	80.39	1.726	16:58:49.135
3 -	1:28.155	44.354	2:12.509 (2)	80.65	1.285	17:01:01.644
4 -	<b>1:27.313</b>	<b>43.911</b>	<b>2:11.224 (1)</b>	<b>81.44</b>		<b>17:03:12.868</b>

P13 16 600 Montague AMER		Triumph -				
IDEAL LAP TIME : 2:09.847		BEST LAP TIME : 2:09.915				
		DIFFERENCE : 0.068				
LAP	SECTOR 1	SECTOR 2	LAP TIME	MPH	DIFF	TIME OF DAY
1 -		44.539	2:52.479	61.96	42.564	16:56:43.107
2 -	1:31.426	45.269	2:16.695 (3)	78.18	6.780	16:58:59.802
3 -	1:27.278	<b>43.328</b>	2:10.606 (2)	81.83	0.691	17:01:10.408
4 -	<b>1:26.519</b>	43.396	<b>2:09.915 (1)</b>	<b>82.26</b>		<b>17:03:20.323</b>

P14 95 1000 Jack DRISCOLL		-				
IDEAL LAP TIME : 2:18.628		BEST LAP TIME : 2:19.759				
		DIFFERENCE : 1.131				
LAP	SECTOR 1	SECTOR 2	LAP TIME	MPH	DIFF	TIME OF DAY
1 -		47.482	2:27.146	72.63	7.387	16:56:17.774
2 -	1:36.222	47.762	2:23.984 (3)	74.23	4.225	16:58:41.758
3 -	1:33.690	<b>46.069</b>	<b>2:19.759 (1)</b>	<b>76.47</b>		<b>17:01:01.517</b>
4 -	<b>1:32.559</b>	47.213	2:19.772 (2)	76.46	0.013	17:03:21.289

# BMCRC - MRO Championships 2024 - Rnd 3 @ Snetterton 300

## L&W/BMCRC Rookie 600 & Rookie 1000

### RACE 13 - SECTOR ANALYSIS



SECTOR 1 = FL to I1, SECTOR 2 = I1 to FL, DIFF = Difference To Personal Best Lap, P = Crossed Finish Line in Pit Lane, D = Time Disallowed

P15 28 600 Paul HOWDLE		Yamaha -				
IDEAL LAP TIME : 2:11.805		BEST LAP TIME : 2:12.117		DIFFERENCE : 0.312		
LAP	SECTOR 1	SECTOR 2	LAP TIME	MPH	DIFF	TIME OF DAY
1 -		45.082	2:50.075	62.84	37.958	16:56:40.703
2 -	1:28.568	45.062	2:13.630 (2)	79.98	1.513	16:58:54.333
3 -	1:30.967	<b>44.428</b>	2:15.395 (3)	78.94	3.278	17:01:09.728
4 -	<b>1:27.377</b>	44.740	<b>2:12.117 (1)</b>	<b>80.89</b>		<b>17:03:21.845</b>

P16 888 600 Kirt ELLIOTT		Yamaha -				
IDEAL LAP TIME : 2:13.466		BEST LAP TIME : 2:13.834		DIFFERENCE : 0.368		
LAP	SECTOR 1	SECTOR 2	LAP TIME	MPH	DIFF	TIME OF DAY
1 -		45.345	2:47.350	63.86	33.516	16:56:37.978
2 -	1:30.404	45.593	2:15.997 (2)	78.59	2.163	16:58:53.975
3 -	1:31.706	<b>45.004</b>	2:16.710 (3)	78.18	2.876	17:01:10.685
4 -	<b>1:28.462</b>	45.372	<b>2:13.834 (1)</b>	<b>79.86</b>		<b>17:03:24.519</b>

P17 75 600 Alex TUFNALL		Kawasaki -				
IDEAL LAP TIME : 2:14.214		BEST LAP TIME : 2:14.214		DIFFERENCE : 0.000		
LAP	SECTOR 1	SECTOR 2	LAP TIME	MPH	DIFF	TIME OF DAY
1 -		45.503	2:51.776	62.22	37.562	16:56:42.404
2 -	1:31.853	45.609	2:17.462 (3)	77.75	3.248	16:58:59.866
3 -	1:29.582	46.079	2:15.661 (2)	78.78	1.447	17:01:15.527
4 -	<b>1:29.411</b>	<b>44.803</b>	<b>2:14.214 (1)</b>	<b>79.63</b>		<b>17:03:29.741</b>

P18 113 600 Phil ROODT		Yamaha - Carter Thorne Carpets and flooring 2018 ltd				
IDEAL LAP TIME :		BEST LAP TIME : 2:14.247		DIFFERENCE :		
LAP	SECTOR 1	SECTOR 2	LAP TIME	MPH	DIFF	TIME OF DAY
1 -			2:52.115	62.09	37.868	16:56:42.743
2 -			2:16.910 (2)	78.06	2.663	16:58:59.653
3 -			2:18.027 (3)	77.43	3.780	17:01:17.680
4 -			<b>2:14.247 (1)</b>	<b>79.61</b>		<b>17:03:31.927</b>

P19 64 600 Will SALISBURY		Suzuki -				
IDEAL LAP TIME : 2:16.073		BEST LAP TIME : 2:16.991		DIFFERENCE : 0.918		
LAP	SECTOR 1	SECTOR 2	LAP TIME	MPH	DIFF	TIME OF DAY
1 -		<b>45.812</b>	2:54.051	61.40	37.060	16:56:44.679
2 -	1:31.108	46.113	2:17.221 (3)	77.88	0.230	16:59:01.900
3 -	<b>1:30.261</b>	46.944	2:17.205 (2)	77.89	0.214	17:01:19.105
4 -	1:30.664	46.327	<b>2:16.991 (1)</b>	<b>78.02</b>		<b>17:03:36.096</b>

P20 444 1000 Joe TESSEYMAN		Bmw S1000RR - Plowman/ coning haulage				
IDEAL LAP TIME : 2:26.062		BEST LAP TIME : 2:27.024		DIFFERENCE : 0.962		
LAP	SECTOR 1	SECTOR 2	LAP TIME	MPH	DIFF	TIME OF DAY
1 -		<b>48.800</b>	2:30.825	70.86	3.801	16:56:21.453
2 -	<b>1:37.262</b>	49.762	<b>2:27.024 (1)</b>	<b>72.69</b>		<b>16:58:48.477</b>
3 -	1:38.650	49.867	2:28.517 (3)	71.96	1.493	17:01:16.994
4 -	1:38.300	49.553	2:27.853 (2)	72.28	0.829	17:03:44.847

P21 57 600 John WILTON		Yamaha - Repetition Roasters				
IDEAL LAP TIME : 2:18.224		BEST LAP TIME : 2:18.224		DIFFERENCE : 0.000		
LAP	SECTOR 1	SECTOR 2	LAP TIME	MPH	DIFF	TIME OF DAY
1 -		47.853	2:55.999	60.72	37.775	16:56:46.627
2 -	1:33.838	46.651	2:20.489 (2)	76.07	2.265	16:59:07.116
3 -	1:34.071	47.588	2:21.659 (3)	75.44	3.435	17:01:28.775
4 -	<b>1:32.571</b>	<b>45.653</b>	<b>2:18.224 (1)</b>	<b>77.32</b>		<b>17:03:46.999</b>

# BMCRC - MRO Championships 2024 - Rnd 3 @ Snetterton 300

## L&W/BMCRC Rookie 600 & Rookie 1000

### RACE 13 - SECTOR ANALYSIS



SECTOR 1 = FL to I1, SECTOR 2 = I1 to FL, DIFF = Difference To Personal Best Lap, P = Crossed Finish Line in Pit Lane, D = Time Disallowed

P22 379 600		Jack Cowley MASON		Triumph -			
IDEAL LAP TIME : 2:24.492		BEST LAP TIME : 2:24.492		DIFFERENCE : 0.000			
LAP	SECTOR 1	SECTOR 2	LAP TIME	MPH	DIFF	TIME OF DAY	
1 -		49.797	3:01.691	58.82	37.199	16:56:52.319	
2 -	1:38.379	49.241	2:27.620 (3)	72.40	3.128	16:59:19.939	
3 -	1:37.320	48.575	2:25.895 (2)	73.25	1.403	17:01:45.834	
4 -	<b>1:36.244</b>	<b>48.248</b>	<b>2:24.492 (1)</b>	<b>73.97</b>		<b>17:04:10.326</b>	

# BMCRC - MRO Championships 2024 - Rnd 3 @ Snetterton 300

## L&W/BMCRC Rookie 600 & Rookie 1000

### RACE 13 - BEST SECTORS

SECTOR 1			SECTOR 2			IDEAL / BEST COMPARISON						
POS	NO	NAME	TIME	NO	NAME	TIME	POS	NO	NAME	IDEAL	BEST	DIFF
									<b>PERFECT LAP</b>	<b>2:03.776</b>		
1	87	CHAMBERLAIN	1:22.416	87	CHAMBERLAIN	41.360	1	87	CHAMBERLAIN	2:03.776	2:04.583	0.807
2	175	PESTANA	1:23.024	666	THOMPSON	41.848	2	666	THOMPSON	2:04.962	2:05.342	0.380
3	666	THOMPSON	1:23.114	40	LORD	41.954	3	175	PESTANA	2:05.332	2:05.669	0.337
4	178	BLOOMFIELD	1:23.618	163	BIGUZZI	42.197	4	178	BLOOMFIELD	2:05.821	2:05.821	0.000
5	153	HICKMOTT	1:23.696	178	BLOOMFIELD	42.203	5	40	LORD	2:05.904	2:06.154	0.250
6	163	BIGUZZI	1:23.809	175	PESTANA	42.308	6	163	BIGUZZI	2:06.006	2:06.543	0.537
7	40	LORD	1:23.950	153	HICKMOTT	42.538	7	153	HICKMOTT	2:06.234	2:06.257	0.023
8	94	CANNONS	1:24.876	911	BRASTOCK	43.161	8	94	CANNONS	2:08.807	2:08.807	0.000
9	16	AMER	1:26.519	16	AMER	43.328	9	16	AMER	2:09.847	2:09.915	0.068
10	4	LEMON	1:26.762	138	COOMBS	43.482	10	4	LEMON	2:10.259	2:10.515	0.256
11	138	COOMBS	1:26.990	4	LEMON	43.497	11	911	BRASTOCK	2:10.363	2:10.538	0.175
12	911	BRASTOCK	1:27.202	122	EGGINTON	43.911	12	138	COOMBS	2:10.472	2:10.472	0.000
13	122	EGGINTON	1:27.313	94	CANNONS	43.931	13	122	EGGINTON	2:11.224	2:11.224	0.000
14	28	HOWDLE	1:27.377	28	HOWDLE	44.428	14	28	HOWDLE	2:11.805	2:12.117	0.312
15	888	ELLIOTT	1:28.462	75	TUFNALL	44.803	15	888	ELLIOTT	2:13.466	2:13.834	0.368
16	75	TUFNALL	1:29.411	888	ELLIOTT	45.004	16	75	TUFNALL	2:14.214	2:14.214	0.000
17	64	SALISBURY	1:30.261	57	WILTON	45.653	17	64	SALISBURY	2:16.073	2:16.991	0.918
18	95	DRISCOLL	1:32.559	64	SALISBURY	45.812	18	57	WILTON	2:18.224	2:18.224	0.000
19	57	WILTON	1:32.571	95	DRISCOLL	46.069	19	95	DRISCOLL	2:18.628	2:19.759	1.131
20	379	MASON	1:36.244	379	MASON	48.248	20	379	MASON	2:24.492	2:24.492	0.000
21	444	TESSEYMAN	1:37.262	444	TESSEYMAN	48.800	21	444	TESSEYMAN	2:26.062	2:27.024	0.962
22							22	113	ROODT		2:14.247	

# BMCRC - MRO Championships 2024 - Rnd 3 @ Snetterton 300

## L&W/BMCRC Rookie 600 & Rookie 1000

### RACE 13 - STATISTICS

**Competitors Started** 22  
**Planned Start** 2024-05-04 @ 16:26:00.000  
**Actual Start** 2024-05-04 @ 16:53:50.627  
**Finish Time** 2024-05-04 @ 17:02:15.104  
**Track Length** 2.9689mi.  
**Total Laps** 88  
**Total Distance Covered** 261.2642mi.

#### Session Fastest Lap History

NO	CL	NAME	LAP TIME	TIME OF DAY	LAP	VEHICLE
87	1000	Dan CHAMBERLAIN	<b>2:05.234</b>	16:58:05.413	2	Suzuki GSXR 750
87	1000	Dan CHAMBERLAIN	<b>2:04.583</b>	17:00:09.997	3	Suzuki GSXR 750

#### Session Leader History

NO	CL	NAME	FROM LAP	LAPS LED	DISTANCE	VEHICLE
87	1000	Dan CHAMBERLAIN	1	4	11.87 miles	Suzuki GSXR 750

#### Flag History

TYPE	TIME OF DAY
GREEN	16:53:50.627
FINISH	17:02:15.104

#### Flag Statistics

TYPE	COUNT	TOTAL LAPS	TOTAL TIME
Green	1	4	10:27.225
Red	0	0	0.000
Safety Car	0	0	0.000
FCY	0	0	0.000

# BMCRC - MRO Championships 2024 - Rnd 3 @ Snetterton 300

## L&W/BMCRC Rookie 600 & Rookie 1000

### RACE 13 - STATISTICS

CLASS : 1000

7 Starters

#### Fastest Lap History

NO	NAME	LAP TIME	TIME OF DAY	LAP	VEHICLE
87	Dan CHAMBERLAIN	2:05.234	16:58:05.413	2	Suzuki GSXR 750
87	Dan CHAMBERLAIN	2:04.583	17:00:09.997	3	Suzuki GSXR 750

#### Leader History

NO	NAME	FROM LAP	LAPS LED	DISTANCE	VEHICLE
87	Dan CHAMBERLAIN	1	4	11.87 miles	Suzuki GSXR 750

# BMCRC - MRO Championships 2024 - Rnd 3 @ Snetterton 300

## L&W/BMCRC Rookie 600 & Rookie 1000

### RACE 13 - STATISTICS

**CLASS : 600**

15 Starters

#### Fastest Lap History

NO	NAME	LAP TIME	TIME OF DAY	LAP	VEHICLE
178	Paul BLOOMFIELD	<b>2:08.722</b>	16:58:40.574	2	Yamaha
153	Aaron HICKMOTT	<b>2:06.423</b>	17:00:47.130	3	Kawasaki
178	Paul BLOOMFIELD	<b>2:05.821</b>	17:02:53.326	4	Yamaha

#### Leader History

NO	NAME	FROM LAP	LAPS LED	DISTANCE	VEHICLE
40	James LORD	1	1	2.96 miles	Triumph
178	Paul BLOOMFIELD	2	1	2.96 miles	Yamaha
153	Aaron HICKMOTT	3	1	2.96 miles	Kawasaki
178	Paul BLOOMFIELD	4	1	2.96 miles	Yamaha



# BMCRC - MRO Championships 2024 - Rnd 3 @ Snetterton 300

## L&W/BMCRC Rookie 600 & Rookie 1000

### RACE 2 - GRID - AMENDED (6 Laps)



ROW 10	30	22	Jason BRADY	29	511	William BARRETT	28	12	Matty MASON					
ROW 9			2:24.492	27	379	Jack Cowley MASON	26	57	John WILTON	25	64	Will SALISBURY	2:18.224	2:16.991
ROW 8			2:14.247	24	113	Phil ROODT	23	75	Alex TUFNALL	22	888	Kirt ELLIOTT	2:14.214	2:13.834
ROW 7			2:12.117	21	28	Paul HOWDLE	20	122	James EGGINTON	19	911	Tom BRASTOCK	2:11.224	2:10.538
ROW 6			2:10.472	18	138	Paul COOMBS	17	16	Montague AMER	16	94	Peter CANNONS	2:09.915	2:08.807
ROW 5			2:06.257	15	153	Aaron HICKMOTT	14	40	James LORD	13	178	Paul BLOOMFIELD	2:06.154	2:05.821
ROW 4				12			11			10				
ROW 3				9	10	Jack RADLEY	8	85	Ben WOOD	7	14	Alex YIANNI		
ROW 2			2:27.024	6	444	Joe TESSEYMAN	5	95	Jack DRISCOLL	4	163	Riccardo BIGUZZI	2:19.759	2:06.543
ROW 1			2:05.669	3	175	Arlindo PESTANA	2	666	Nathan THOMPSON	1	87	Dan CHAMBERLAIN	2:05.342	2:04.583
														<b>Pole</b>

These results are provisional until the conclusion of any judicial and technical matters.

Snetterton 300: 2.9689 miles

Clerk Of Course:	Stewards:	Timekeeper:	<i>Craig Smith</i>	
------------------	-----------	-------------	--------------------	--

Results can be found at [www.tsl-timing.com](http://www.tsl-timing.com)

Printed - 18:35 Saturday, 04 May 2024



# BMCRC - MRO Championships 2024 - Rnd 3 @ Snetterton 300

## L&W/BMCRC Rookie 600 & Rookie 1000

### RACE 2 - CLASSIFICATION

Race Distance: 5 Laps / 14.84 miles



POS	NO	CL	PIC	NAME	ENTRY	LAPS	TIME	GAP	DIFF	MPH	BEST	ON	GRD	↑↓
1	87	1000	1	Dan CHAMBERLAIN	Suzuki GSXR 750 -	5	10:20.280			86.15	2:02.122	2	1	0
2	85	1000	2	Ben WOOD	Yamaha R1 -	5	10:27.212	6.932	6.932	85.20	2:02.753	3	8	6
3	666	1000	3	Nathan THOMPSON	Bmw S1000RR - Flirtz lap dancing club	5	10:29.889	9.609	2.677	84.84	2:02.920	3	2	-1
4	163	1000	4	Riccardo BIGUZZI	Bmw S1000RR - Riccardo's Travel	5	10:44.882	24.602	14.993	82.86	2:07.125	3	4	0
5	175*	1000	5	Arlindo PESTANA	BMW S1000RR - Pep's racing	5	10:57.177	36.897	12.295	81.31	2:06.974	3	3	-2
6	178	600	1	Paul BLOOMFIELD	Yamaha -	5	11:06.584	46.304	9.407	80.17	2:06.212	4	10	4
7	153	600	2	Aaron HICKMOTT	Kawasaki - Me, Myself & I	5	11:08.648	48.368	2.064	79.92	2:06.313	5	12	5
8	94	600	3	Peter CANNONS	Kawasaki -	5	11:21.479	1:01.199	12.831	78.41	2:07.293	5	13	5
9	911	600	4	Tom BRASTOCK	Suzuki - My Pocket	5	11:21.891	1:01.611	0.412	78.37	2:08.488	3	16	7
10	122	600	5	James EGGINTON	Kawasaki - Advance Computer Services - www.ACS.co.uk	5	11:24.203	1:03.923	2.312	78.10	2:08.985	3	17	7
11	16	600	6	Montague AMER	Triumph -	5	11:27.955	1:07.675	3.752	77.68	2:09.023	3	14	3
12	14	1000	6	Alex YIANNI	BMW S1000 RR - Airpack 2000 Racing/Almig Compressors	5	11:33.152	1:12.872	5.197	77.09	2:15.759	5	7	-5
13	95	1000	7	Jack DRISCOLL	-	5	11:33.506	1:13.226	0.354	77.05	2:15.779	5	5	-8
14	75	600	7	Alex TUFNALL	Kawasaki -	5	11:41.070	1:20.790	7.564	76.22	2:11.938	5	20	6
15	888	600	8	Kirt ELLIOTT	Yamaha -	5	11:41.232	1:20.952	0.162	76.20	2:12.324	4	19	4
16	138	600	9	Paul COOMBS	Triumph -	5	11:42.085	1:21.805	0.853	76.11	2:11.868	5	15	-1
17	28	600	10	Paul HOWDLE	Yamaha -	5	11:42.264	1:21.984	0.179	76.09	2:11.122	5	18	1
18	64	600	11	Will SALISBURY	Suzuki -	5	11:56.865	1:36.585	14.601	74.54	2:13.703	5	22	4
19	511	600	12	William BARRETT	Triumph -	5	11:57.043	1:36.763	0.178	74.52	2:13.191	5	26	7
20	57	600	13	John WILTON	Yamaha - Repetition Roasters	5	11:58.147	1:37.867	1.104	74.41	2:15.228	5	23	3
21	444	1000	8	Joe TESSEYMAN	Bmw S1000RR - Plowman/ coning haulage	5	12:16.776	1:56.496	18.629	72.53	2:25.244	4	6	-15
22	379	600	14	Jack Cowley MASON	Triumph -	5	12:24.634	2:04.354	7.858	71.76	2:20.925	5	24	2

#### NOT CLASSIFIED

DNF	113	600		Phil ROODT	Yamaha - Carter Thorne Carpets and flooring 2018 ltd	2	5:11.494	3 Laps	3 Laps	68.62	2:16.526	2	21	
DNF	40	600		James LORD	Triumph -	1	2:44.007	4 Laps	1 Lap	65.16			11	

#### FASTEST LAP

	87	1000		Dan CHAMBERLAIN	Suzuki GSXR 750 -	2	2:02.122			87.51 mph			140.84 kph	
	178	600		Paul BLOOMFIELD	Yamaha -	4	2:06.212			84.68 mph			136.28 kph	

#### Comments:

\* No. 175 - 10 second penalty - jump start  
 Class 1000 - 92.5% of Race Speed = 79.68 mph  
 Class 600 - 92.5% of Race Speed = 74.15 mph

Weather / Track : Bright / Dry

These results are provisional until the conclusion of any judicial and technical matters.

Date: 05/05/2024 Start: 10:39 Finish: 10:49  
 Snetterton 300: 2.9689 miles

Clerk Of Course:	Stewards:	Timekeeper:	<i>Craig Smith</i>	
------------------	-----------	-------------	--------------------	--

Results can be found at [www.tsl-timing.com](http://www.tsl-timing.com)

Printed - 10:52 Sunday, 05 May 2024



# BMCRC - MRO Championships 2024 - Rnd 3 @ Snetterton 300

## L&W/BMCRC Rookie 600 & Rookie 1000

### RACE 2 - LAP CHART

LAP 1 @ 10:41:42.572			LAP 2 @ 10:43:44.694			LAP 3 @ 10:45:47.569			LAP 4 @ 10:47:50.239			LAP 5 @ 10:49:53.670		
NO	BEHIND	LAP TIME	NO	BEHIND	LAP TIME	NO	BEHIND	LAP TIME	NO	BEHIND	LAP TIME	NO	BEHIND	LAP TIME
87		2:09.182	87		2:02.122	87		2:02.875	87		2:02.670	87		2:03.431
666	3.517	2:12.699	666	6.083	2:04.688	666	6.128	2:02.920	85	7.548	2:04.032	85	6.932	2:02.815
85	3.827	2:13.009	85	6.308	2:04.603	85	6.186	2:02.753	666	7.881	2:04.423	666	9.609	2:05.159
163	5.765	2:14.947	163	11.365	2:07.722	163	15.615	2:07.125	163	20.857	2:07.912	163	24.602	2:07.176
175	6.292	2:15.474	175	12.032	2:07.862	175	16.131	2:06.974	175	21.526	2:08.065	175	26.897	2:08.802
95	14.664	2:23.846	95	31.902	2:19.360	178	39.943	2:06.615	178	43.485	2:06.212	178	46.304	2:06.250
14	18.254	2:27.436	14	33.091	2:16.959	153	41.320	2:06.890	153	45.486	2:06.836	153	48.368	2:06.313
444	23.678	2:32.860	178	36.203	2:06.812	14	46.297	2:16.081	911	56.385	2:10.032	94	1:01.199	2:07.293
178	31.513	2:40.695	153	37.305	2:06.962	95	47.241	2:18.214	94	57.337	2:10.199	911	1:01.611	2:08.657
153	32.465	2:41.647	122	43.253	2:10.401	911	49.023	2:08.488	122	57.697	2:11.004	122	1:03.923	2:09.657
40	34.825	2:44.007	911	43.410	2:09.581	122	49.363	2:08.985	14	1:00.544	2:16.917	16	1:07.675	2:09.718
122	34.974	2:44.156	94	44.068	2:10.025	94	49.808	2:08.615	95	1:00.878	2:16.307	14	1:12.872	2:15.759
911	35.951	2:45.133	16	48.606	2:10.060	16	54.754	2:09.023	16	1:01.388	2:09.304	95	1:13.226	2:15.779
94	36.165	2:45.347	444	48.926	2:27.370	75	1:02.040	2:12.583	888	1:11.978	2:12.324	75	1:20.790	2:11.938
888	39.732	2:48.914	888	50.962	2:13.352	888	1:02.324	2:14.237	75	1:12.283	2:12.913	888	1:20.952	2:12.405
16	40.668	2:49.850	75	52.332	2:13.580	138	1:03.948	2:13.336	138	1:13.368	2:12.090	138	1:21.805	2:11.868
75	40.874	2:50.056	138	53.487	2:14.063	28	1:04.731	2:13.608	28	1:14.293	2:12.232	28	1:21.984	2:11.122
138	41.546	2:50.728	28	53.998	2:14.125	444	1:12.092	2:26.041	57	1:26.070	2:15.866	64	1:36.585	2:13.703
28	41.995	2:51.177	57	58.724	2:16.647	57	1:12.874	2:17.025	64	1:26.313	2:16.052	511	1:36.763	2:13.191
57	44.199	2:53.381	64	59.474	2:16.289	64	1:12.931	2:16.332	511	1:27.003	2:16.618	57	1:37.867	2:15.228
64	45.307	2:54.489	113	1:00.190	2:16.526	511	1:13.055	2:15.685	444	1:34.666	2:25.244	444	1:56.496	2:25.261
113	45.786	2:54.968	511	1:00.245	2:16.332	379	1:27.038	2:22.069	379	1:46.860	2:22.492	379	2:04.354	2:20.925
511	46.035	2:55.217	379	1:07.844	2:21.597									
379	48.369	2:57.551												

# BMCRC - MRO Championships 2024 - Rnd 3 @ Snetterton 300

## L&W/BMCRC Rookie 600 & Rookie 1000

### RACE 2 - POSITION CHART

No	Name	Lap	1	2	3	4	5
		Pos					
87	CHAMBERLAIN	1	87	87	87	87	87
666	THOMPSON	2	666	666	666	85	85
175	PESTANA	3	85	85	85	666	666
163	BIGUZZI	4	163	163	163	163	163
95	DRISCOLL	5	175	175	175	175	175
444	TESSEYMAN	6	95	95	178	178	178
14	YIANNI	7	14	14	153	153	153
85	WOOD	8	444	178	14	911	94
178	BLOOMFIELD	9	178	153	95	94	911
40	LORD	10	153	122	911	122	122
153	HICKMOTT	11	40	911	122	14	16
94	CANNONS	12	122	94	94	95	14
16	AMER	13	911	16	16	16	95
138	COOMBS	14	94	444	75	888	75
911	BRASTOCK	15	888	888	888	75	888
122	EGGINTON	16	16	75	138	138	138
28	HOWDLE	17	75	138	28	28	28
888	ELLIOTT	18	138	28	444	57	64
75	TUFNALL	19	28	57	57	64	511
113	ROODT	20	57	64	64	511	57
64	SALISBURY	21	64	113	511	444	444
57	WILTON	22	113	511	379	379	379
379	MASON	23	511	379			
511	BARRETT	24	379				

# BMCRC - MRO Championships 2024 - Rnd 3 @ Snetterton 300

## L&W/BMCRC Rookie 600 & Rookie 1000

### RACE 2 - SECTOR ANALYSIS



SECTOR 1 = FL to I1, SECTOR 2 = I1 to FL, DIFF = Difference To Personal Best Lap, P = Crossed Finish Line in Pit Lane, D = Time Disallowed

P1 87 1000 Dan CHAMBERLAIN		Suzuki GSXR 750 -				
IDEAL LAP TIME : 2:01.842		BEST LAP TIME : 2:02.122		DIFFERENCE : 0.280		
LAP	SECTOR 1	SECTOR 2	LAP TIME	MPH	DIFF	TIME OF DAY
1 -		41.417	2:09.182	82.73	7.060	10:41:42.572
2 -	<b>1:21.316</b>	40.806	<b>2:02.122 (1)</b>	<b>87.51</b>		<b>10:43:44.694</b>
3 -	1:22.349	<b>40.526</b>	2:02.875 (3)	86.98	0.753	10:45:47.569
4 -	1:21.592	41.078	2:02.670 (2)	87.12	0.548	10:47:50.239
5 -	1:22.192	41.239	2:03.431	86.59	1.309	10:49:53.670

P2 85 1000 Ben WOOD		Yamaha R1 -				
IDEAL LAP TIME : 2:02.459		BEST LAP TIME : 2:02.753		DIFFERENCE : 0.294		
LAP	SECTOR 1	SECTOR 2	LAP TIME	MPH	DIFF	TIME OF DAY
1 -		42.223	2:13.009	80.35	10.256	10:41:46.399
2 -	1:23.267	41.336	2:04.603	85.77	1.850	10:43:51.002
3 -	<b>1:22.099</b>	40.654	<b>2:02.753 (1)</b>	<b>87.06</b>		<b>10:45:53.755</b>
4 -	1:23.190	40.842	2:04.032 (3)	86.17	1.279	10:47:57.787
5 -	1:22.455	<b>40.360</b>	2:02.815 (2)	87.02	0.062	10:50:00.602

P3 666 1000 Nathan THOMPSON		Bmw S1000RR - Flirtz lap dancing club				
IDEAL LAP TIME : 2:02.920		BEST LAP TIME : 2:02.920		DIFFERENCE : 0.000		
LAP	SECTOR 1	SECTOR 2	LAP TIME	MPH	DIFF	TIME OF DAY
1 -		42.203	2:12.699	80.54	9.779	10:41:46.089
2 -	1:22.831	41.857	2:04.688 (3)	85.71	1.768	10:43:50.777
3 -	<b>1:21.326</b>	<b>41.594</b>	<b>2:02.920 (1)</b>	<b>86.95</b>		<b>10:45:53.697</b>
4 -	1:22.676	41.747	2:04.423 (2)	85.90	1.503	10:47:58.120
5 -	1:21.872	43.287	2:05.159	85.39	2.239	10:50:03.279

P4 163 1000 Riccardo BIGUZZI		Bmw S1000RR - Riccardo's Travel				
IDEAL LAP TIME : 2:07.119		BEST LAP TIME : 2:07.125		DIFFERENCE : 0.006		
LAP	SECTOR 1	SECTOR 2	LAP TIME	MPH	DIFF	TIME OF DAY
1 -		44.184	2:14.947	79.20	7.822	10:41:48.337
2 -	1:24.820	42.902	2:07.722 (3)	83.68	0.597	10:43:56.059
3 -	1:24.465	<b>42.660</b>	<b>2:07.125 (1)</b>	<b>84.07</b>		<b>10:46:03.184</b>
4 -	1:24.557	43.355	2:07.912	83.55	0.787	10:48:11.096
5 -	<b>1:24.459</b>	42.717	2:07.176 (2)	84.04	0.051	10:50:18.272

P5 175 1000 Arlindo PESTANA		BMW S1000RR - Pep's racing				
IDEAL LAP TIME : 2:06.413		BEST LAP TIME : 2:06.974		DIFFERENCE : 0.561		
LAP	SECTOR 1	SECTOR 2	LAP TIME	MPH	DIFF	TIME OF DAY
1 -		<b>42.256</b>	2:15.474	78.89	8.500	10:41:48.864
2 -	1:24.669	43.193	2:07.862 (2)	83.59	0.888	10:43:56.726
3 -	<b>1:24.157</b>	42.817	<b>2:06.974 (1)</b>	<b>84.17</b>		<b>10:46:03.700</b>
4 -	1:24.914	43.151	2:08.065 (3)	83.45	1.091	10:48:11.765
5 -	1:25.619	43.183	2:08.802	82.98	1.828	10:50:20.567

P6 178 600 Paul BLOOMFIELD		Yamaha -				
IDEAL LAP TIME : 2:06.032		BEST LAP TIME : 2:06.212		DIFFERENCE : 0.180		
LAP	SECTOR 1	SECTOR 2	LAP TIME	MPH	DIFF	TIME OF DAY
1 -		42.698	2:40.695	66.51	34.483	10:42:14.085
2 -	1:24.728	<b>42.084</b>	2:06.812	84.28	0.600	10:44:20.897
3 -	1:24.271	42.344	2:06.615 (3)	84.41	0.403	10:46:27.512
4 -	<b>1:23.948</b>	42.264	<b>2:06.212 (1)</b>	<b>84.68</b>		<b>10:48:33.724</b>
5 -	1:23.969	42.281	2:06.250 (2)	84.65	0.038	10:50:39.974

# BMCRC - MRO Championships 2024 - Rnd 3 @ Snetterton 300

## L&W/BMCRC Rookie 600 & Rookie 1000

### RACE 2 - SECTOR ANALYSIS



SECTOR 1 = FL to I1, SECTOR 2 = I1 to FL, DIFF = Difference To Personal Best Lap, P = Crossed Finish Line in Pit Lane, D = Time Disallowed

P7 153 600		Aaron HICKMOTT		Kawasaki - Me, Myself & I		
IDEAL LAP TIME : 2:06.007		BEST LAP TIME : 2:06.313		DIFFERENCE : 0.306		
LAP	SECTOR 1	SECTOR 2	LAP TIME	MPH	DIFF	TIME OF DAY
1 -		42.706	2:41.647	66.11	35.334	10:42:15.037
2 -	1:24.606	42.356	2:06.962	84.18	0.649	10:44:21.999
3 -	1:24.685	<b>42.205</b>	2:06.890 (3)	84.23	0.577	10:46:28.889
4 -	1:24.334	42.502	2:06.836 (2)	84.26	0.523	10:48:35.725
5 -	<b>1:23.802</b>	42.511	<b>2:06.313 (1)</b>	<b>84.61</b>		<b>10:50:42.038</b>

P8 94 600		Peter CANNONS		Kawazaki -		
IDEAL LAP TIME : 2:07.258		BEST LAP TIME : 2:07.293		DIFFERENCE : 0.035		
LAP	SECTOR 1	SECTOR 2	LAP TIME	MPH	DIFF	TIME OF DAY
1 -		44.472	2:45.347	64.64	38.054	10:42:18.737
2 -	1:25.330	44.695	2:10.025 (3)	82.20	2.732	10:44:28.762
3 -	1:25.055	43.560	2:08.615 (2)	83.10	1.322	10:46:37.377
4 -	1:27.204	<b>42.995</b>	2:10.199	82.09	2.906	10:48:47.576
5 -	<b>1:24.263</b>	43.030	<b>2:07.293 (1)</b>	<b>83.96</b>		<b>10:50:54.869</b>

P9 911 600		Tom BRASTOCK		Suzuki - My Pocket		
IDEAL LAP TIME : 2:07.797		BEST LAP TIME : 2:08.488		DIFFERENCE : 0.691		
LAP	SECTOR 1	SECTOR 2	LAP TIME	MPH	DIFF	TIME OF DAY
1 -		43.520	2:45.133	64.72	36.645	10:42:18.523
2 -	1:25.617	43.964	2:09.581 (3)	82.48	1.093	10:44:28.104
3 -	<b>1:25.364</b>	43.124	<b>2:08.488 (1)</b>	<b>83.18</b>		<b>10:46:36.592</b>
4 -	1:27.599	<b>42.433</b>	2:10.032	82.19	1.544	10:48:46.624
5 -	1:26.047	42.610	2:08.657 (2)	83.07	0.169	10:50:55.281

P10 122 600		James EGGINTON		Kawasaki - Advance Computer Services - www.ACS.co.uk		
IDEAL LAP TIME : 2:08.569		BEST LAP TIME : 2:08.985		DIFFERENCE : 0.416		
LAP	SECTOR 1	SECTOR 2	LAP TIME	MPH	DIFF	TIME OF DAY
1 -		43.580	2:44.156	65.10	35.171	10:42:17.546
2 -	1:26.014	44.387	2:10.401 (3)	81.96	1.416	10:44:27.947
3 -	<b>1:25.496</b>	43.489	<b>2:08.985 (1)</b>	<b>82.86</b>		<b>10:46:36.932</b>
4 -	1:27.931	<b>43.073</b>	2:11.004	81.58	2.019	10:48:47.936
5 -	1:25.678	43.979	2:09.657 (2)	82.43	0.672	10:50:57.593

P11 16 600		Montague AMER		Triumph -		
IDEAL LAP TIME : 2:08.931		BEST LAP TIME : 2:09.023		DIFFERENCE : 0.092		
LAP	SECTOR 1	SECTOR 2	LAP TIME	MPH	DIFF	TIME OF DAY
1 -		44.646	2:49.850	62.92	40.827	10:42:23.240
2 -	1:26.586	43.474	2:10.060	82.17	1.037	10:44:33.300
3 -	1:25.881	<b>43.142</b>	<b>2:09.023 (1)</b>	<b>82.83</b>		<b>10:46:42.323</b>
4 -	<b>1:25.789</b>	43.515	2:09.304 (2)	82.65	0.281	10:48:51.627
5 -	1:26.567	43.151	2:09.718 (3)	82.39	0.695	10:51:01.345

P12 14 1000		Alex YIANNI		BMW S1000 RR - Airpack 2000 Racing/Almig Compressors		
IDEAL LAP TIME : 2:15.245		BEST LAP TIME : 2:15.759		DIFFERENCE : 0.514		
LAP	SECTOR 1	SECTOR 2	LAP TIME	MPH	DIFF	TIME OF DAY
1 -		46.424	2:27.436	72.49	11.677	10:42:00.826
2 -	1:31.175	45.784	2:16.959	78.03	1.200	10:44:17.785
3 -	1:31.062	<b>45.019</b>	2:16.081 (2)	78.54	0.322	10:46:33.866
4 -	1:30.848	46.069	2:16.917 (3)	78.06	1.158	10:48:50.783
5 -	<b>1:30.226</b>	45.533	<b>2:15.759 (1)</b>	<b>78.72</b>		<b>10:51:06.542</b>

# BMCRC - MRO Championships 2024 - Rnd 3 @ Snetterton 300

## L&W/BMCRC Rookie 600 & Rookie 1000

### RACE 2 - SECTOR ANALYSIS



SECTOR 1 = FL to I1, SECTOR 2 = I1 to FL, DIFF = Difference To Personal Best Lap, P = Crossed Finish Line in Pit Lane, D = Time Disallowed

LAP	SECTOR 1	SECTOR 2	LAP TIME	MPH	DIFF	TIME OF DAY
<b>P13 95 1000 Jack DRISCOLL</b> -						
IDEAL LAP TIME : 2:15.779		BEST LAP TIME : 2:15.779		DIFFERENCE : 0.000		
1 -		47.065	2:23.846	74.30	8.067	10:41:57.236
2 -	1:32.071	47.289	2:19.360	76.69	3.581	10:44:16.596
3 -	1:32.382	45.832	2:18.214 (3)	77.32	2.435	10:46:34.810
4 -	1:30.400	45.907	2:16.307 (2)	78.41	0.528	10:48:51.117
5 -	<b>1:30.379</b>	<b>45.400</b>	<b>2:15.779 (1)</b>	<b>78.71</b>		<b>10:51:06.896</b>
<b>P14 75 600 Alex TUFNALL</b> Kawasaki -						
IDEAL LAP TIME : 2:11.822		BEST LAP TIME : 2:11.938		DIFFERENCE : 0.116		
1 -		45.706	2:50.056	62.85	38.118	10:42:23.446
2 -	1:28.775	44.805	2:13.580	80.01	1.642	10:44:37.026
3 -	1:28.150	<b>44.433</b>	2:12.583 (2)	80.61	0.645	10:46:49.609
4 -	1:28.192	44.721	2:12.913 (3)	80.41	0.975	10:49:02.522
5 -	<b>1:27.389</b>	44.549	<b>2:11.938 (1)</b>	<b>81.00</b>		<b>10:51:14.460</b>
<b>P15 888 600 Kirt ELLIOTT</b> Yamaha -						
IDEAL LAP TIME : 2:12.279		BEST LAP TIME : 2:12.324		DIFFERENCE : 0.045		
1 -		44.664	2:48.914	63.27	36.590	10:42:22.304
2 -	1:28.603	44.749	2:13.352 (3)	80.14	1.028	10:44:35.656
3 -	1:29.392	44.845	2:14.237	79.62	1.913	10:46:49.893
4 -	1:27.773	<b>44.551</b>	<b>2:12.324 (1)</b>	<b>80.77</b>		<b>10:49:02.217</b>
5 -	<b>1:27.728</b>	44.677	2:12.405 (2)	80.72	0.081	10:51:14.622
<b>P16 138 600 Paul COOMBS</b> Triumph -						
IDEAL LAP TIME : 2:11.726		BEST LAP TIME : 2:11.868		DIFFERENCE : 0.142		
1 -		45.474	2:50.728	62.60	38.860	10:42:24.118
2 -	1:29.247	44.816	2:14.063	79.72	2.195	10:44:38.181
3 -	1:28.836	44.500	2:13.336 (3)	80.15	1.468	10:46:51.517
4 -	1:27.979	<b>44.111</b>	2:12.090 (2)	80.91	0.222	10:49:03.607
5 -	<b>1:27.615</b>	44.253	<b>2:11.868 (1)</b>	<b>81.05</b>		<b>10:51:15.475</b>
<b>P17 28 600 Paul HOWDLE</b> Yamaha -						
IDEAL LAP TIME : 2:11.122		BEST LAP TIME : 2:11.122		DIFFERENCE : 0.000		
1 -		45.472	2:51.177	62.43	40.055	10:42:24.567
2 -	1:29.245	44.880	2:14.125	79.68	3.003	10:44:38.692
3 -	1:29.102	44.506	2:13.608 (3)	79.99	2.486	10:46:52.300
4 -	1:27.670	44.562	2:12.232 (2)	80.82	1.110	10:49:04.532
5 -	<b>1:27.209</b>	<b>43.913</b>	<b>2:11.122 (1)</b>	<b>81.51</b>		<b>10:51:15.654</b>
<b>P18 64 600 Will SALISBURY</b> Suzuki -						
IDEAL LAP TIME : 2:13.703		BEST LAP TIME : 2:13.703		DIFFERENCE : 0.000		
1 -		46.094	2:54.489	61.25	40.786	10:42:27.879
2 -	1:30.124	46.165	2:16.289 (3)	78.42	2.586	10:44:44.168
3 -	1:29.668	46.664	2:16.332	78.39	2.629	10:47:00.500
4 -	1:29.286	46.766	2:16.052 (2)	78.55	2.349	10:49:16.552
5 -	<b>1:28.737</b>	<b>44.966</b>	<b>2:13.703 (1)</b>	<b>79.93</b>		<b>10:51:30.255</b>

# BMCRC - MRO Championships 2024 - Rnd 3 @ Snetterton 300

## L&W/BMCRC Rookie 600 & Rookie 1000

### RACE 2 - SECTOR ANALYSIS



SECTOR 1 = FL to I1, SECTOR 2 = I1 to FL, DIFF = Difference To Personal Best Lap, P = Crossed Finish Line in Pit Lane, D = Time Disallowed

P19 511 600 William BARRETT		Triumph -				
IDEAL LAP TIME : 2:13.191		BEST LAP TIME : 2:13.191		DIFFERENCE : 0.000		
LAP	SECTOR 1	SECTOR 2	LAP TIME	MPH	DIFF	TIME OF DAY
1 -		46.291	2:55.217	60.99	42.026	10:42:28.607
2 -	1:29.980	46.352	2:16.332 (3)	78.39	3.141	10:44:44.939
3 -	1:29.517	46.168	2:15.685 (2)	78.77	2.494	10:47:00.624
4 -	1:31.696	44.922	2:16.618	78.23	3.427	10:49:17.242
5 -	<b>1:28.464</b>	<b>44.727</b>	<b>2:13.191 (1)</b>	<b>80.24</b>		<b>10:51:30.433</b>

P20 57 600 John WILTON		Yamaha - Repetition Roasters				
IDEAL LAP TIME : 2:15.050		BEST LAP TIME : 2:15.228		DIFFERENCE : 0.178		
LAP	SECTOR 1	SECTOR 2	LAP TIME	MPH	DIFF	TIME OF DAY
1 -		45.885	2:53.381	61.64	38.153	10:42:26.771
2 -	1:30.593	46.054	2:16.647 (3)	78.21	1.419	10:44:43.418
3 -	1:29.751	47.274	2:17.025	78.00	1.797	10:47:00.443
4 -	1:30.466	<b>45.400</b>	2:15.866 (2)	78.66	0.638	10:49:16.309
5 -	<b>1:29.650</b>	45.578	<b>2:15.228 (1)</b>	<b>79.03</b>		<b>10:51:31.537</b>

P21 444 1000 Joe TESSEYMAN		Bmw S1000RR - Plowman/ coning haulage				
IDEAL LAP TIME : 2:24.457		BEST LAP TIME : 2:25.244		DIFFERENCE : 0.787		
LAP	SECTOR 1	SECTOR 2	LAP TIME	MPH	DIFF	TIME OF DAY
1 -		51.760	2:32.860	69.92	7.616	10:42:06.250
2 -	1:36.240	51.130	2:27.370	72.52	2.126	10:44:33.620
3 -	1:36.155	49.886	2:26.041 (3)	73.18	0.797	10:46:59.661
4 -	<b>1:35.100</b>	50.144	<b>2:25.244 (1)</b>	<b>73.58</b>		<b>10:49:24.905</b>
5 -	1:35.904	<b>49.357</b>	2:25.261 (2)	73.57	0.017	10:51:50.166

P22 379 600 Jack Cowley MASON		Triumph -				
IDEAL LAP TIME : 2:20.386		BEST LAP TIME : 2:20.925		DIFFERENCE : 0.539		
LAP	SECTOR 1	SECTOR 2	LAP TIME	MPH	DIFF	TIME OF DAY
1 -		<b>47.001</b>	2:57.551	60.19	36.626	10:42:30.941
2 -	1:33.853	47.744	2:21.597 (2)	75.48	0.672	10:44:52.538
3 -	1:34.670	47.399	2:22.069 (3)	75.23	1.144	10:47:14.607
4 -	1:34.692	47.800	2:22.492	75.00	1.567	10:49:37.099
5 -	<b>1:33.385</b>	47.540	<b>2:20.925 (1)</b>	<b>75.84</b>		<b>10:51:58.024</b>

P23 113 600 Phil ROODT		Yamaha - Carter Thorne Carpets and flooring 2018 ltd				
IDEAL LAP TIME : 2:15.986		BEST LAP TIME : 2:16.526		DIFFERENCE : 0.540		
LAP	SECTOR 1	SECTOR 2	LAP TIME	MPH	DIFF	TIME OF DAY
1 -		<b>46.047</b>	2:54.968	61.08	38.442	10:42:28.358
2 -	<b>1:29.939</b>	46.587	<b>2:16.526 (1)</b>	<b>78.28</b>		<b>10:44:44.884</b>

P24 40 600 James LORD		Triumph -				
IDEAL LAP TIME : 2:08.896		BEST LAP TIME :		DIFFERENCE :		
LAP	SECTOR 1	SECTOR 2	LAP TIME	MPH	DIFF	TIME OF DAY
1 -		<b>43.173</b>	2:44.007	65.16		10:42:17.397



# BMCRC - MRO Championships 2024 - Rnd 3 @ Snetterton 300

## L&W/BMCRC Rookie 600 & Rookie 1000

### RACE 2 - BEST SECTORS

SECTOR 1			SECTOR 2			IDEAL / BEST COMPARISON						
POS	NO	NAME	TIME	NO	NAME	TIME	POS	NO	NAME	IDEAL	BEST	DIFF
									<b>PERFECT LAP</b>	<b>2:01.676</b>		
1	87	CHAMBERLAIN	1:21.316	85	WOOD	40.360	1	87	CHAMBERLAIN	2:01.842	2:02.122	0.280
2	666	THOMPSON	1:21.326	87	CHAMBERLAIN	40.526	2	85	WOOD	2:02.459	2:02.753	0.294
3	85	WOOD	1:22.099	666	THOMPSON	41.594	3	666	THOMPSON	2:02.920	2:02.920	0.000
4	153	HICKMOTT	1:23.802	178	BLOOMFIELD	42.084	4	153	HICKMOTT	2:06.007	2:06.313	0.306
5	178	BLOOMFIELD	1:23.948	153	HICKMOTT	42.205	5	178	BLOOMFIELD	2:06.032	2:06.212	0.180
6	175	PESTANA	1:24.157	175	PESTANA	42.256	6	175	PESTANA	2:06.413	2:06.974	0.561
7	94	CANNONS	1:24.263	911	BRASTOCK	42.433	7	163	BIGUZZI	2:07.119	2:07.125	0.006
8	163	BIGUZZI	1:24.459	163	BIGUZZI	42.660	8	94	CANNONS	2:07.258	2:07.293	0.035
9	911	BRASTOCK	1:25.364	94	CANNONS	42.995	9	911	BRASTOCK	2:07.797	2:08.488	0.691
10	122	EGGINTON	1:25.496	122	EGGINTON	43.073	10	122	EGGINTON	2:08.569	2:08.985	0.416
11	40	LORD	1:25.723	16	AMER	43.142	11	40	LORD	2:08.896		
12	16	AMER	1:25.789	40	LORD	43.173	12	16	AMER	2:08.931	2:09.023	0.092
13	28	HOWDLE	1:27.209	28	HOWDLE	43.913	13	28	HOWDLE	2:11.122	2:11.122	0.000
14	75	TUFNALL	1:27.389	138	COOMBS	44.111	14	138	COOMBS	2:11.726	2:11.868	0.142
15	138	COOMBS	1:27.615	75	TUFNALL	44.433	15	75	TUFNALL	2:11.822	2:11.938	0.116
16	888	ELLIOTT	1:27.728	888	ELLIOTT	44.551	16	888	ELLIOTT	2:12.279	2:12.324	0.045
17	511	BARRETT	1:28.464	511	BARRETT	44.727	17	511	BARRETT	2:13.191	2:13.191	0.000
18	64	SALISBURY	1:28.737	64	SALISBURY	44.966	18	64	SALISBURY	2:13.703	2:13.703	0.000
19	57	WILTON	1:29.650	14	YIANNI	45.019	19	57	WILTON	2:15.050	2:15.228	0.178
20	113	ROODT	1:29.939	95	DRISCOLL	45.400	20	14	YIANNI	2:15.245	2:15.759	0.514
21	14	YIANNI	1:30.226	57	WILTON	45.400	21	95	DRISCOLL	2:15.779	2:15.779	0.000
22	95	DRISCOLL	1:30.379	113	ROODT	46.047	22	113	ROODT	2:15.986	2:16.526	0.540
23	379	MASON	1:33.385	379	MASON	47.001	23	379	MASON	2:20.386	2:20.925	0.539
24	444	TESSEYMAN	1:35.100	444	TESSEYMAN	49.357	24	444	TESSEYMAN	2:24.457	2:25.244	0.787

# BMCRC - MRO Championships 2024 - Rnd 3 @ Snetterton 300

## L&W/BMCRC Rookie 600 & Rookie 1000

### RACE 2 - STATISTICS

**Competitors Started** 24  
**Planned Start** 2024-05-05 @ 09:55:00.000  
**Actual Start** 2024-05-05 @ 10:39:33.389  
**Finish Time** 2024-05-05 @ 10:49:53.669  
**Track Length** 2.9689mi.  
**Total Laps** 113  
**Total Distance Covered** 335.4870mi.

#### Session Fastest Lap History

NO	CL	NAME	LAP TIME	TIME OF DAY	LAP	VEHICLE
87	1000	Dan CHAMBERLAIN	2:02.122	10:43:44.717	2	Suzuki GSXR 750

#### Session Leader History

NO	CL	NAME	FROM LAP	LAPS LED	DISTANCE	VEHICLE
87	1000	Dan CHAMBERLAIN	1	5	14.84 miles	Suzuki GSXR 750

#### Flag History

TYPE	TIME OF DAY
GREEN	10:39:33.389
FINISH	10:49:53.669

#### Flag Statistics

TYPE	COUNT	TOTAL LAPS	TOTAL TIME
Green	1	5	12:29.833
Red	0	0	0.000
Safety Car	0	0	0.000
FCY	0	0	0.000

# BMCRC - MRO Championships 2024 - Rnd 3 @ Snetterton 300

## L&W/BMCRC Rookie 600 & Rookie 1000

### RACE 2 - STATISTICS

**CLASS : 1000**

8 Starters

#### Fastest Lap History

NO	NAME	LAP TIME	TIME OF DAY	LAP	VEHICLE
87	Dan CHAMBERLAIN	2:02.122	10:43:44.717	2	Suzuki GSXR 750

#### Leader History

NO	NAME	FROM LAP	LAPS LED	DISTANCE	VEHICLE
87	Dan CHAMBERLAIN	1	5	14.84 miles	Suzuki GSXR 750

# BMCRC - MRO Championships 2024 - Rnd 3 @ Snetterton 300

## L&W/BMCRC Rookie 600 & Rookie 1000

### RACE 2 - STATISTICS

**CLASS : 600**

16 Starters

#### Fastest Lap History

NO	NAME	LAP TIME	TIME OF DAY	LAP	VEHICLE
178	Paul BLOOMFIELD	<b>2:06.812</b>	10:44:20.914	2	Yamaha
178	Paul BLOOMFIELD	<b>2:06.615</b>	10:46:27.530	3	Yamaha
178	Paul BLOOMFIELD	<b>2:06.212</b>	10:48:33.742	4	Yamaha

#### Leader History

NO	NAME	FROM LAP	LAPS LED	DISTANCE	VEHICLE
178	Paul BLOOMFIELD	1	5	14.84 miles	Yamaha

# BMCRC - MRO Championships 2024 - Rnd 3 @ Snetterton 300

## L&W/BMCRC Rookie 600 & Rookie 1000

### RACE 13 - GRID (5 Laps)



ROW 10	1	29	12	Matty MASON	28	379	Jack Cowley MASON	2:20.925
ROW 9		27	113	Phil ROODT	26	57	John WILTON	2:16.526 2:15.228 2:13.703
ROW 8	24		511	William BARRETT	23	888	Kirt ELLIOTT	2:13.191 2:12.324 2:11.938
ROW 7		21	138	Paul COOMBS	20	40	James LORD	2:11.868 2:11.122
ROW 6	18		16	Montague AMER	17	122	James EGGINTON	2:09.023 2:08.985 2:08.488
ROW 5		15	94	Peter CANNONS	14	153	Aaron HICKMOTT	2:07.293 2:06.313 2:06.212
ROW 4	12				11			
ROW 3		9			8	444	Joe TESSEYMAN	2:25.244 2:15.779
ROW 2	6		14	Alex YIANNI	5	163	Riccardo BIGUZZI	2:15.759 2:07.125 2:06.974
ROW 1		3	666	Nathan THOMPSON	2	85	Ben WOOD	2:02.920 2:02.753 2:02.122
					1	87	Dan CHAMBERLAIN	
								<b>Pole</b>

These results are provisional until the conclusion of any judicial and technical matters.

Snetterton 300: 2.9689 miles

Clerk Of Course:	Stewards:	Timekeeper:	<i>Craig Smith</i>	
------------------	-----------	-------------	--------------------	--

Results can be found at [www.tsl-timing.com](http://www.tsl-timing.com)

Printed - 10:55 Sunday, 05 May 2024



# BMCRC - MRO Championships 2024 - Rnd 3 @ Snetterton 300

## L&W/BMCRC Rookie 600 & Rookie 1000

### RACE 13 - CLASSIFICATION

Race Distance: 5 Laps / 14.84 miles



POS	NO	CL	PIC	NAME	ENTRY	LAPS	TIME	GAP	DIFF	MPH	BEST	ON	GRD	↑↓
1	87	1000	1	Dan CHAMBERLAIN	Suzuki GSXR 750 -	5	10:13.479			87.11	2:01.226	2	1	0
2	85	1000	2	Ben WOOD	Yamaha R1 -	5	10:19.441	5.962	5.962	86.27	2:01.695	2	2	0
3	666	1000	3	Nathan THOMPSON	Bmw S1000RR - Flirtz lap dancing club	5	10:30.860	17.381	11.419	84.71	2:04.559	2	3	0
4	175	1000	4	Arlindo PESTANA	BMW S1000RR - Pep's racing	5	10:31.062	17.583	0.202	84.68	2:04.121	2	4	0
5	153	600	1	Aaron HICKMOTT	Kawasaki - Me, Myself & I	5	10:56.186	42.707	25.124	81.44	2:03.626	5	10	5
6	178	600	2	Paul BLOOMFIELD	Yamaha -	5	11:00.255	46.776	4.069	80.93	2:04.646	4	9	3
7	40	600	3	James LORD	Triumph -	5	11:00.647	47.168	0.392	80.89	2:04.225	5	16	9
8	94	600	4	Peter CANNONS	Kawazaki -	5	11:12.627	59.148	11.980	79.45	2:06.176	5	11	3
9	911	600	5	Tom BRASTOCK	Suzuki - My Pocket	5	11:18.459	1:04.980	5.832	78.76	2:07.580	2	12	3
10	14	1000	5	Alex YIANNI	BMW S1000 RR - Airpack 2000 Racing/Almig Compressors	5	11:23.334	1:09.855	4.875	78.20	2:13.423	2	6	-4
11	95	1000	6	Jack DRISCOLL	-	5	11:23.878	1:10.399	0.544	78.14	2:13.953	4	7	-4
12	122	600	6	James EGGINTON	Kawasaki - Advance Computer Services - www.ACS.co.uk	5	11:27.047	1:13.568	3.169	77.78	2:09.015	2	13	1
13	75	600	7	Alex TUFNALL	Kawasaki -	5	11:37.008	1:23.529	9.961	76.67	2:11.625	2	18	5
14	888	600	8	Kirt ELLIOTT	Yamaha -	5	11:39.256	1:25.777	2.248	76.42	2:12.513	5	19	5
15	138	600	9	Paul COOMBS	Triumph -	5	11:44.258	1:30.779	5.002	75.88	2:12.490	4	17	2
16	57	600	10	John WILTON	Yamaha - Repetition Roasters	5	12:02.164	1:48.685	17.906	74.00	2:15.581	2	22	6
17	379	600	11	Jack Cowley MASON	Triumph -	5	12:31.380	2:17.901	29.216	71.12	2:21.928	3	24	7
NOT CLASSIFIED														
DNF	511	600		William BARRETT	Triumph -	4	9:31.139	1 Lap	1 Lap	74.85	2:11.970	4	20	
DNF	28	600		Paul HOWDLE	Yamaha -	3	7:09.774	2 Laps	1 Lap	74.60	2:10.073	3	15	
DNF	444	1000		Joe TESSEYMAN	Bmw S1000RR - Plowman/ coning haulage	0							8	

#### FASTEST LAP

87	1000	Dan CHAMBERLAIN	Suzuki GSXR 750 -	2	2:01.226	88.16 mph	141.89 kph
153	600	Aaron HICKMOTT	Kawasaki - Me, Myself & I	5	2:03.626	86.45 mph	139.13 kph

#### Comments:

Class 1000 - 92.5% of Race Speed = 80.57 mph

Class 600 - 92.5% of Race Speed = 75.33 mph

Weather / Track : /

These results are provisional until the conclusion of any judicial and technical matters.

Date: 05/05/2024 Start: 14:32 Finish: 14:42

Snetterton 300: 2.9689 miles

Clerk Of Course:	Stewards:	Timekeeper:	<i>Craig Smith</i>	
------------------	-----------	-------------	--------------------	--

Results can be found at [www.tsl-timing.com](http://www.tsl-timing.com)

Printed - 14:45 Sunday, 05 May 2024



# BMCRC - MRO Championships 2024 - Rnd 3 @ Snetterton 300

## L&W/BMCRC Rookie 600 & Rookie 1000

### RACE 13 - LAP CHART

LAP 1 @ 14:34:09.404			LAP 2 @ 14:36:10.630			LAP 3 @ 14:38:12.384			LAP 4 @ 14:40:13.651			LAP 5 @ 14:42:16.544		
NO	BEHIND	LAP TIME	NO	BEHIND	LAP TIME	NO	BEHIND	LAP TIME	NO	BEHIND	LAP TIME	NO	BEHIND	LAP TIME
87		2:06.339	87		2:01.226	87		2:01.754	87		2:01.267	87		2:02.893
85	0.995	2:07.334	85	1.464	2:01.695	85	3.572	2:03.862	85	5.308	2:03.003	85	5.962	2:03.547
666	3.794	2:10.133	666	7.127	2:04.559	666	10.989	2:05.616	666	15.566	2:05.844	666	17.381	2:04.708
175	4.432	2:10.771	175	7.327	2:04.121	175	11.484	2:05.911	175	15.859	2:05.642	175	17.583	2:04.617
14	13.308	2:19.647	14	25.505	2:13.423	153	38.906	2:05.248	153	41.974	2:04.335	153	42.707	2:03.626
95	15.383	2:21.722	95	31.730	2:17.573	178	40.944	2:06.085	178	44.323	2:04.646	178	46.776	2:05.346
153	32.287	2:38.626	153	35.412	2:04.351	40	41.565	2:05.320	40	45.836	2:05.538	40	47.168	2:04.225
178	33.024	2:39.363	178	36.613	2:04.815	14	43.556	2:19.805	94	55.865	2:07.600	94	59.148	2:06.176
40	33.145	2:39.484	40	37.999	2:06.080	95	44.283	2:14.307	14	56.395	2:14.106	911	1:04.980	2:10.500
911	35.428	2:41.767	911	41.782	2:07.580	911	48.385	2:08.357	95	56.969	2:13.953	14	1:09.855	2:16.353
122	37.169	2:43.508	94	44.774	2:08.064	94	49.532	2:06.512	911	57.373	2:10.255	95	1:10.399	2:16.323
94	37.936	2:44.275	122	44.958	2:09.015	122	53.405	2:10.201	122	1:03.187	2:11.049	122	1:13.568	2:13.274
888	39.431	2:45.770	888	51.989	2:13.784	28	1:00.455	2:10.073	75	1:14.696	2:12.726	75	1:23.529	2:11.726
28	42.701	2:49.040	28	52.136	2:10.661	75	1:03.237	2:11.727	888	1:16.157	2:13.427	888	1:25.777	2:12.513
75	42.865	2:49.204	75	53.264	2:11.625	888	1:03.997	2:13.762	138	1:18.494	2:12.490	138	1:30.779	2:15.178
138	43.076	2:49.415	138	55.524	2:13.674	138	1:07.271	2:13.501	511	1:20.553	2:11.970	57	1:48.685	2:18.740
511	46.393	2:52.732	511	58.601	2:13.434	511	1:09.850	2:13.003	57	1:32.838	2:17.507	379	2:17.901	2:25.092
57	47.106	2:53.445	57	1:01.461	2:15.581	57	1:16.598	2:16.891	379	1:55.702	2:23.590			
379	52.207	2:58.546	379	1:13.205	2:22.224	379	1:33.379	2:21.928						

# BMCRC - MRO Championships 2024 - Rnd 3 @ Snetterton 300

## L&W/BMCRC Rookie 600 & Rookie 1000

### RACE 13 - POSITION CHART

No	Name	Lap	1	2	3	4	5
		Pos					
87	CHAMBERLAIN	1	87	87	87	87	87
85	WOOD	2	85	85	85	85	85
666	THOMPSON	3	666	666	666	666	666
175	PESTANA	4	175	175	175	175	175
14	YIANNI	5	14	14	153	153	153
95	DRISCOLL	6	95	95	178	178	178
444	TESSEYMAN	7	153	153	40	40	40
178	BLOOMFIELD	8	178	178	14	94	94
153	HICKMOTT	9	40	40	95	14	911
94	CANNONS	10	911	911	911	95	14
911	BRASTOCK	11	122	94	94	911	95
122	EGGINTON	12	94	122	122	122	122
28	HOWDLE	13	888	888	28	75	75
40	LORD	14	28	28	75	888	888
138	COOMBS	15	75	75	888	138	138
75	TUFNALL	16	138	138	138	511	57
888	ELLIOTT	17	511	511	511	57	379
511	BARRETT	18	57	57	57	379	
57	WILTON	19	379	379	379		
379	MASON	20					



# BMCRC - MRO Championships 2024 - Rnd 3 @ Snetterton 300

## L&W/BMCRC Rookie 600 & Rookie 1000

### RACE 13 - SECTOR ANALYSIS



SECTOR 1 = FL to I1, SECTOR 2 = I1 to FL, DIFF = Difference To Personal Best Lap, P = Crossed Finish Line in Pit Lane, D = Time Disallowed

P1 87 1000 Dan CHAMBERLAIN		Suzuki GSXR 750 -				
IDEAL LAP TIME : 2:01.164		BEST LAP TIME : 2:01.226		DIFFERENCE : 0.062		
LAP	SECTOR 1	SECTOR 2	LAP TIME	MPH	DIFF	TIME OF DAY
1 -		40.871	2:06.339	84.59	5.113	14:34:09.404
2 -	1:20.828	<b>40.398</b>	<b>2:01.226 (1)</b>	<b>88.16</b>		<b>14:36:10.630</b>
3 -	<b>1:20.766</b>	40.988	2:01.754 (3)	87.78	0.528	14:38:12.384
4 -	1:20.818	40.449	2:01.267 (2)	88.13	0.041	14:40:13.651
5 -	1:21.905	40.988	2:02.893	86.97	1.667	14:42:16.544

P2 85 1000 Ben WOOD		Yamaha R1 -				
IDEAL LAP TIME : 2:01.695		BEST LAP TIME : 2:01.695		DIFFERENCE : 0.000		
LAP	SECTOR 1	SECTOR 2	LAP TIME	MPH	DIFF	TIME OF DAY
1 -		41.076	2:07.334	83.93	5.639	14:34:10.399
2 -	<b>1:20.927</b>	<b>40.768</b>	<b>2:01.695 (1)</b>	<b>87.82</b>		<b>14:36:12.094</b>
3 -	1:22.968	40.894	2:03.862	86.29	2.167	14:38:15.956
4 -	1:22.080	40.923	2:03.003 (2)	86.89	1.308	14:40:18.959
5 -	1:22.140	41.407	2:03.547 (3)	86.51	1.852	14:42:22.506

P3 666 1000 Nathan THOMPSON		Bmw S1000RR - Flirtz lap dancing club				
IDEAL LAP TIME : 2:04.427		BEST LAP TIME : 2:04.559		DIFFERENCE : 0.132		
LAP	SECTOR 1	SECTOR 2	LAP TIME	MPH	DIFF	TIME OF DAY
1 -		41.835	2:10.133	82.13	5.574	14:34:13.198
2 -	<b>1:22.768</b>	41.791	<b>2:04.559 (1)</b>	<b>85.80</b>		<b>14:36:17.757</b>
3 -	1:23.330	42.286	2:05.616 (3)	85.08	1.057	14:38:23.373
4 -	1:23.879	41.965	2:05.844	84.93	1.285	14:40:29.217
5 -	1:23.049	<b>41.659</b>	2:04.708 (2)	85.70	0.149	14:42:33.925

P4 175 1000 Arlindo PESTANA		BMW S1000RR - Pep's racing				
IDEAL LAP TIME : 2:03.853		BEST LAP TIME : 2:04.121		DIFFERENCE : 0.268		
LAP	SECTOR 1	SECTOR 2	LAP TIME	MPH	DIFF	TIME OF DAY
1 -		41.891	2:10.771	81.73	6.650	14:34:13.836
2 -	<b>1:22.600</b>	41.521	<b>2:04.121 (1)</b>	<b>86.11</b>		<b>14:36:17.957</b>
3 -	1:23.723	42.188	2:05.911	84.88	1.790	14:38:23.868
4 -	1:23.873	41.769	2:05.642 (3)	85.06	1.521	14:40:29.510
5 -	1:23.364	<b>41.253</b>	2:04.617 (2)	85.76	0.496	14:42:34.127

P5 153 600 Aaron HICKMOTT		Kawasaki - Me, Myself & I				
IDEAL LAP TIME : 2:03.626		BEST LAP TIME : 2:03.626		DIFFERENCE : 0.000		
LAP	SECTOR 1	SECTOR 2	LAP TIME	MPH	DIFF	TIME OF DAY
1 -		42.152	2:38.626	67.37	35.000	14:34:41.691
2 -	1:22.756	41.595	2:04.351 (3)	85.95	0.725	14:36:46.042
3 -	1:23.324	41.924	2:05.248	85.33	1.622	14:38:51.290
4 -	1:22.534	41.801	2:04.335 (2)	85.96	0.709	14:40:55.625
5 -	<b>1:22.206</b>	<b>41.420</b>	<b>2:03.626 (1)</b>	<b>86.45</b>		<b>14:42:59.251</b>

P6 178 600 Paul BLOOMFIELD		Yamaha -				
IDEAL LAP TIME : 2:04.646		BEST LAP TIME : 2:04.646		DIFFERENCE : 0.000		
LAP	SECTOR 1	SECTOR 2	LAP TIME	MPH	DIFF	TIME OF DAY
1 -		41.964	2:39.363	67.06	34.717	14:34:42.428
2 -	1:23.044	41.771	2:04.815 (2)	85.63	0.169	14:36:47.243
3 -	1:23.769	42.316	2:06.085	84.76	1.439	14:38:53.328
4 -	<b>1:22.923</b>	<b>41.723</b>	<b>2:04.646 (1)</b>	<b>85.74</b>		<b>14:40:57.974</b>
5 -	1:23.327	42.019	2:05.346 (3)	85.26	0.700	14:43:03.320

# BMCRC - MRO Championships 2024 - Rnd 3 @ Snetterton 300

## L&W/BMCRC Rookie 600 & Rookie 1000

### RACE 13 - SECTOR ANALYSIS



SECTOR 1 = FL to I1, SECTOR 2 = I1 to FL, DIFF = Difference To Personal Best Lap, P = Crossed Finish Line in Pit Lane, D = Time Disallowed

P7 40 600 James LORD			Triumph -			
IDEAL LAP TIME : 2:04.225		BEST LAP TIME : 2:04.225		DIFFERENCE : 0.000		
LAP	SECTOR 1	SECTOR 2	LAP TIME	MPH	DIFF	TIME OF DAY
1 -		42.016	2:39.484	67.01	35.259	14:34:42.549
2 -	1:24.246	41.834	2:06.080	84.77	1.855	14:36:48.629
3 -	1:23.309	42.011	2:05.320 (2)	85.28	1.095	14:38:53.949
4 -	1:23.420	42.118	2:05.538 (3)	85.13	1.313	14:40:59.487
5 -	<b>1:23.179</b>	<b>41.046</b>	<b>2:04.225 (1)</b>	<b>86.03</b>		<b>14:43:03.712</b>

P8 94 600 Peter CANNONS			Kawasaki -			
IDEAL LAP TIME : 2:05.854		BEST LAP TIME : 2:06.176		DIFFERENCE : 0.322		
LAP	SECTOR 1	SECTOR 2	LAP TIME	MPH	DIFF	TIME OF DAY
1 -		43.563	2:44.275	65.06	38.099	14:34:47.340
2 -	1:24.736	43.328	2:08.064	83.45	1.888	14:36:55.404
3 -	1:24.007	<b>42.505</b>	2:06.512 (2)	84.48	0.336	14:39:01.916
4 -	1:23.923	43.677	2:07.600 (3)	83.76	1.424	14:41:09.516
5 -	<b>1:23.349</b>	42.827	<b>2:06.176 (1)</b>	<b>84.70</b>		<b>14:43:15.692</b>

P9 911 600 Tom BRASTOCK			Suzuki - My Pocket			
IDEAL LAP TIME : 2:07.302		BEST LAP TIME : 2:07.580		DIFFERENCE : 0.278		
LAP	SECTOR 1	SECTOR 2	LAP TIME	MPH	DIFF	TIME OF DAY
1 -		<b>42.365</b>	2:41.767	66.07	34.187	14:34:44.832
2 -	<b>1:24.937</b>	42.643	<b>2:07.580 (1)</b>	<b>83.77</b>		<b>14:36:52.412</b>
3 -	1:25.539	42.818	2:08.357 (2)	83.26	0.777	14:39:00.769
4 -	1:26.387	43.868	2:10.255 (3)	82.05	2.675	14:41:11.024
5 -	1:27.042	43.458	2:10.500	81.90	2.920	14:43:21.524

P10 14 1000 Alex YIANNI			BMW S1000 RR - Airpack 2000 Racing/Almig Compressors			
IDEAL LAP TIME : 2:13.423		BEST LAP TIME : 2:13.423		DIFFERENCE : 0.000		
LAP	SECTOR 1	SECTOR 2	LAP TIME	MPH	DIFF	TIME OF DAY
1 -		45.324	2:19.647	76.53	6.224	14:34:22.712
2 -	<b>1:28.624</b>	<b>44.799</b>	<b>2:13.423 (1)</b>	<b>80.10</b>		<b>14:36:36.135</b>
3 -	1:29.736	50.069	2:19.805	76.44	6.382	14:38:55.940
4 -	1:28.962	45.144	2:14.106 (2)	79.69	0.683	14:41:10.046
5 -	1:30.380	45.973	2:16.353 (3)	78.38	2.930	14:43:26.399

P11 95 1000 Jack DRISCOLL			-			
IDEAL LAP TIME : 2:13.716		BEST LAP TIME : 2:13.953		DIFFERENCE : 0.237		
LAP	SECTOR 1	SECTOR 2	LAP TIME	MPH	DIFF	TIME OF DAY
1 -		45.440	2:21.722	75.41	7.769	14:34:24.787
2 -	1:31.429	46.144	2:17.573	77.69	3.620	14:36:42.360
3 -	<b>1:29.523</b>	44.784	2:14.307 (2)	79.57	0.354	14:38:56.667
4 -	1:29.760	<b>44.193</b>	<b>2:13.953 (1)</b>	<b>79.78</b>		<b>14:41:10.620</b>
5 -	1:30.083	46.240	2:16.323 (3)	78.40	2.370	14:43:26.943

P12 122 600 James EGGINTON			Kawasaki - Advance Computer Services - www.ACS.co.uk			
IDEAL LAP TIME : 2:09.015		BEST LAP TIME : 2:09.015		DIFFERENCE : 0.000		
LAP	SECTOR 1	SECTOR 2	LAP TIME	MPH	DIFF	TIME OF DAY
1 -		43.550	2:43.508	65.36	34.493	14:34:46.573
2 -	<b>1:25.986</b>	<b>43.029</b>	<b>2:09.015 (1)</b>	<b>82.84</b>		<b>14:36:55.588</b>
3 -	1:26.411	43.790	2:10.201 (2)	82.08	1.186	14:39:05.789
4 -	1:27.237	43.812	2:11.049 (3)	81.55	2.034	14:41:16.838
5 -	1:28.170	45.104	2:13.274	80.19	4.259	14:43:30.112

# BMCRG - MRO Championships 2024 - Rnd 3 @ Snetterton 300

## L&W/BMCRG Rookie 600 & Rookie 1000

### RACE 13 - SECTOR ANALYSIS



SECTOR 1 = FL to I1, SECTOR 2 = I1 to FL, DIFF = Difference To Personal Best Lap, P = Crossed Finish Line in Pit Lane, D = Time Disallowed

P13 75 600 Alex TUFNALL		Kawasaki -				
IDEAL LAP TIME : 2:11.373		BEST LAP TIME : 2:11.625				
		DIFFERENCE : 0.252				
LAP	SECTOR 1	SECTOR 2	LAP TIME	MPH	DIFF	TIME OF DAY
1 -		45.261	2:49.204	63.16	37.579	14:34:52.269
2 -	<b>1:27.695</b>	43.930	<b>2:11.625 (1)</b>	<b>81.20</b>		<b>14:37:03.894</b>
3 -	1:27.914	43.813	2:11.727 (3)	81.13	0.102	14:39:15.621
4 -	1:28.379	44.347	2:12.726	80.52	1.101	14:41:28.347
5 -	1:28.048	<b>43.678</b>	2:11.726 (2)	81.13	0.101	14:43:40.073

P14 888 600 Kirt ELLIOTT		Yamaha -				
IDEAL LAP TIME : 2:12.231		BEST LAP TIME : 2:12.513				
		DIFFERENCE : 0.282				
LAP	SECTOR 1	SECTOR 2	LAP TIME	MPH	DIFF	TIME OF DAY
1 -		<b>44.180</b>	2:45.770	64.47	33.257	14:34:48.835
2 -	1:28.322	45.462	2:13.784	79.89	1.271	14:37:02.619
3 -	1:29.244	44.518	2:13.762 (3)	79.90	1.249	14:39:16.381
4 -	1:28.712	44.715	2:13.427 (2)	80.10	0.914	14:41:29.808
5 -	<b>1:28.051</b>	44.462	<b>2:12.513 (1)</b>	<b>80.65</b>		<b>14:43:42.321</b>

P15 138 600 Paul COOMBS		Triumph -				
IDEAL LAP TIME : 2:12.490		BEST LAP TIME : 2:12.490				
		DIFFERENCE : 0.000				
LAP	SECTOR 1	SECTOR 2	LAP TIME	MPH	DIFF	TIME OF DAY
1 -		44.432	2:49.415	63.08	36.925	14:34:52.480
2 -	1:28.836	44.838	2:13.674 (3)	79.95	1.184	14:37:06.154
3 -	1:28.965	44.536	2:13.501 (2)	80.05	1.011	14:39:19.655
4 -	<b>1:28.073</b>	<b>44.417</b>	<b>2:12.490 (1)</b>	<b>80.67</b>		<b>14:41:32.145</b>
5 -	1:29.309	45.869	2:15.178	79.06	2.688	14:43:47.323

P16 57 600 John WILTON		Yamaha - Repetition Roasters				
IDEAL LAP TIME : 2:15.581		BEST LAP TIME : 2:15.581				
		DIFFERENCE : 0.000				
LAP	SECTOR 1	SECTOR 2	LAP TIME	MPH	DIFF	TIME OF DAY
1 -		46.874	2:53.445	61.62	37.864	14:34:56.510
2 -	<b>1:30.306</b>	<b>45.275</b>	<b>2:15.581 (1)</b>	<b>78.83</b>		<b>14:37:12.091</b>
3 -	1:30.802	46.089	2:16.891 (2)	78.07	1.310	14:39:28.982
4 -	1:31.306	46.201	2:17.507 (3)	77.72	1.926	14:41:46.489
5 -	1:32.112	46.628	2:18.740	77.03	3.159	14:44:05.229

P17 379 600 Jack Cowley MASON		Triumph -				
IDEAL LAP TIME : 2:21.845		BEST LAP TIME : 2:21.928				
		DIFFERENCE : 0.083				
LAP	SECTOR 1	SECTOR 2	LAP TIME	MPH	DIFF	TIME OF DAY
1 -		47.429	2:58.546	59.86	36.618	14:35:01.611
2 -	1:34.930	<b>47.294</b>	2:22.224 (2)	75.14	0.296	14:37:23.835
3 -	<b>1:34.551</b>	47.377	<b>2:21.928 (1)</b>	<b>75.30</b>		<b>14:39:45.763</b>
4 -	1:35.828	47.762	2:23.590 (3)	74.43	1.662	14:42:09.353
5 -	1:37.462	47.630	2:25.092	73.66	3.164	14:44:34.445

P18 511 600 William BARRETT		Triumph -				
IDEAL LAP TIME : 2:11.970		BEST LAP TIME : 2:11.970				
		DIFFERENCE : 0.000				
LAP	SECTOR 1	SECTOR 2	LAP TIME	MPH	DIFF	TIME OF DAY
1 -		46.634	2:52.732	61.87	40.762	14:34:55.797
2 -	1:28.325	45.109	2:13.434 (3)	80.10	1.464	14:37:09.231
3 -	1:27.801	45.202	2:13.003 (2)	80.35	1.033	14:39:22.234
4 -	<b>1:27.185</b>	<b>44.785</b>	<b>2:11.970 (1)</b>	<b>80.98</b>		<b>14:41:34.204</b>

# BMCRC - MRO Championships 2024 - Rnd 3 @ Snetterton 300

## L&W/BMCRC Rookie 600 & Rookie 1000

### RACE 13 - SECTOR ANALYSIS



SECTOR 1 = FL to I1, SECTOR 2 = I1 to FL, DIFF = Difference To Personal Best Lap, P = Crossed Finish Line in Pit Lane, D = Time Disallowed

P19 28 600 Paul HOWDLE			Yamaha -			
IDEAL LAP TIME : 2:09.504		BEST LAP TIME : 2:10.073		DIFFERENCE : 0.569		
LAP	SECTOR 1	SECTOR 2	LAP TIME	MPH	DIFF	TIME OF DAY
1 -		44.850	2:49.040	63.22	38.967	14:34:52.105
2 -	1:27.285	<b>43.376</b>	2:10.661 (2)	81.80	0.588	14:37:02.766
3 -	<b>1:26.128</b>	43.945	<b>2:10.073 (1)</b>	<b>82.16</b>		<b>14:39:12.839</b>

# BMCRC - MRO Championships 2024 - Rnd 3 @ Snetterton 300

## L&W/BMCRC Rookie 600 & Rookie 1000

### RACE 13 - BEST SECTORS

SECTOR 1			SECTOR 2			IDEAL / BEST COMPARISON						
POS	NO	NAME	TIME	NO	NAME	TIME	POS	NO	NAME	IDEAL	BEST	DIFF
									<b>PERFECT LAP</b>	<b>2:01.164</b>		
1	87	CHAMBERLAIN	1:20.766	87	CHAMBERLAIN	40.398	1	87	CHAMBERLAIN	2:01.164	2:01.226	0.062
2	85	WOOD	1:20.927	85	WOOD	40.768	2	85	WOOD	2:01.695	2:01.695	0.000
3	153	HICKMOTT	1:22.206	40	LORD	41.046	3	153	HICKMOTT	2:03.626	2:03.626	0.000
4	175	PESTANA	1:22.600	175	PESTANA	41.253	4	175	PESTANA	2:03.853	2:04.121	0.268
5	666	THOMPSON	1:22.768	153	HICKMOTT	41.420	5	40	LORD	2:04.225	2:04.225	0.000
6	178	BLOOMFIELD	1:22.923	666	THOMPSON	41.659	6	666	THOMPSON	2:04.427	2:04.559	0.132
7	40	LORD	1:23.179	178	BLOOMFIELD	41.723	7	178	BLOOMFIELD	2:04.646	2:04.646	0.000
8	94	CANNONS	1:23.349	911	BRASTOCK	42.365	8	94	CANNONS	2:05.854	2:06.176	0.322
9	911	BRASTOCK	1:24.937	94	CANNONS	42.505	9	911	BRASTOCK	2:07.302	2:07.580	0.278
10	122	EGGINTON	1:25.986	122	EGGINTON	43.029	10	122	EGGINTON	2:09.015	2:09.015	0.000
11	28	HOWDLE	1:26.128	28	HOWDLE	43.376	11	28	HOWDLE	2:09.504	2:10.073	0.569
12	511	BARRETT	1:27.185	75	TUFNALL	43.678	12	75	TUFNALL	2:11.373	2:11.625	0.252
13	75	TUFNALL	1:27.695	888	ELLIOTT	44.180	13	511	BARRETT	2:11.970	2:11.970	0.000
14	888	ELLIOTT	1:28.051	95	DRISCOLL	44.193	14	888	ELLIOTT	2:12.231	2:12.513	0.282
15	138	COOMBS	1:28.073	138	COOMBS	44.417	15	138	COOMBS	2:12.490	2:12.490	0.000
16	14	YIANNI	1:28.624	511	BARRETT	44.785	16	14	YIANNI	2:13.423	2:13.423	0.000
17	95	DRISCOLL	1:29.523	14	YIANNI	44.799	17	95	DRISCOLL	2:13.716	2:13.953	0.237
18	57	WILTON	1:30.306	57	WILTON	45.275	18	57	WILTON	2:15.581	2:15.581	0.000
19	379	MASON	1:34.551	379	MASON	47.294	19	379	MASON	2:21.845	2:21.928	0.083
20												

# BMCRC - MRO Championships 2024 - Rnd 3 @ Snetterton 300

## L&W/BMCRC Rookie 600 & Rookie 1000

### RACE 13 - STATISTICS

**Competitors Started** 20  
**Planned Start** 2024-05-05 @ 14:00:00.000  
**Actual Start** 2024-05-05 @ 14:32:03.065  
**Finish Time** 2024-05-05 @ 14:42:16.543  
**Track Length** 2.9689mi.  
**Total Laps** 92  
**Total Distance Covered** 273.1398mi.

#### Session Fastest Lap History

NO	CL	NAME	LAP TIME	TIME OF DAY	LAP	VEHICLE
87	1000	Dan CHAMBERLAIN	2:01.226	14:36:10.653	2	Suzuki GSXR 750

#### Session Leader History

NO	CL	NAME	FROM LAP	LAPS LED	DISTANCE	VEHICLE
87	1000	Dan CHAMBERLAIN	1	5	14.84 miles	Suzuki GSXR 750

#### Flag History

TYPE	TIME OF DAY
GREEN	14:32:03.065
FINISH	14:42:16.543

#### Flag Statistics

TYPE	COUNT	TOTAL LAPS	TOTAL TIME
Green	1	5	12:40.945
Red	0	0	0.000
Safety Car	0	0	0.000
FCY	0	0	0.000

# BMCRC - MRO Championships 2024 - Rnd 3 @ Snetterton 300

## L&W/BMCRC Rookie 600 & Rookie 1000

### RACE 13 - STATISTICS

**CLASS : 1000**

7 Starters

#### Fastest Lap History

NO	NAME	LAP TIME	TIME OF DAY	LAP	VEHICLE
87	Dan CHAMBERLAIN	2:01.226	14:36:10.653	2	Suzuki GSXR 750

#### Leader History

NO	NAME	FROM LAP	LAPS LED	DISTANCE	VEHICLE
87	Dan CHAMBERLAIN	1	5	14.84 miles	Suzuki GSXR 750

# BMCRC - MRO Championships 2024 - Rnd 3 @ Snetterton 300

## L&W/BMCRC Rookie 600 & Rookie 1000

### RACE 13 - STATISTICS

**CLASS : 600**

13 Starters

#### Fastest Lap History

NO	NAME	LAP TIME	TIME OF DAY	LAP	VEHICLE
153	Aaron HICKMOTT	<b>2:04.351</b>	14:36:46.059	2	Kawasaki
153	Aaron HICKMOTT	<b>2:04.335</b>	14:40:55.642	4	Kawasaki
153	Aaron HICKMOTT	<b>2:03.626</b>	14:42:59.267	5	Kawasaki

#### Leader History

NO	NAME	FROM LAP	LAPS LED	DISTANCE	VEHICLE
153	Aaron HICKMOTT	1	5	14.84 miles	Kawasaki





**BMCRC FORMULA 400**



**Properly  
Protected**



**BMCRC ROOKIE  
MINITWINS**

# HELIX HOMES / DART / RP COURSE BMCRC FORMULA 400 & PROPERLY PROTECTED ROOKIE MINITWINS



**BMCRC-MRO Championships - Round 3**

**Snetterton 300**

**4<sup>th</sup> / 5<sup>th</sup> May 2024**



**SPORTS TIMING**

**TIMING SOLUTIONS LTD**

**Timing & Results Provided by Timing Solutions Ltd**

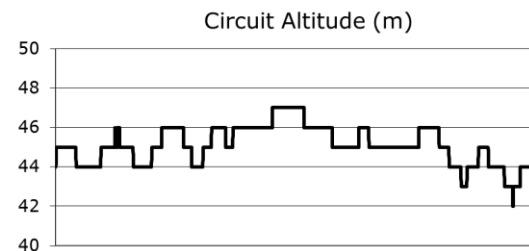
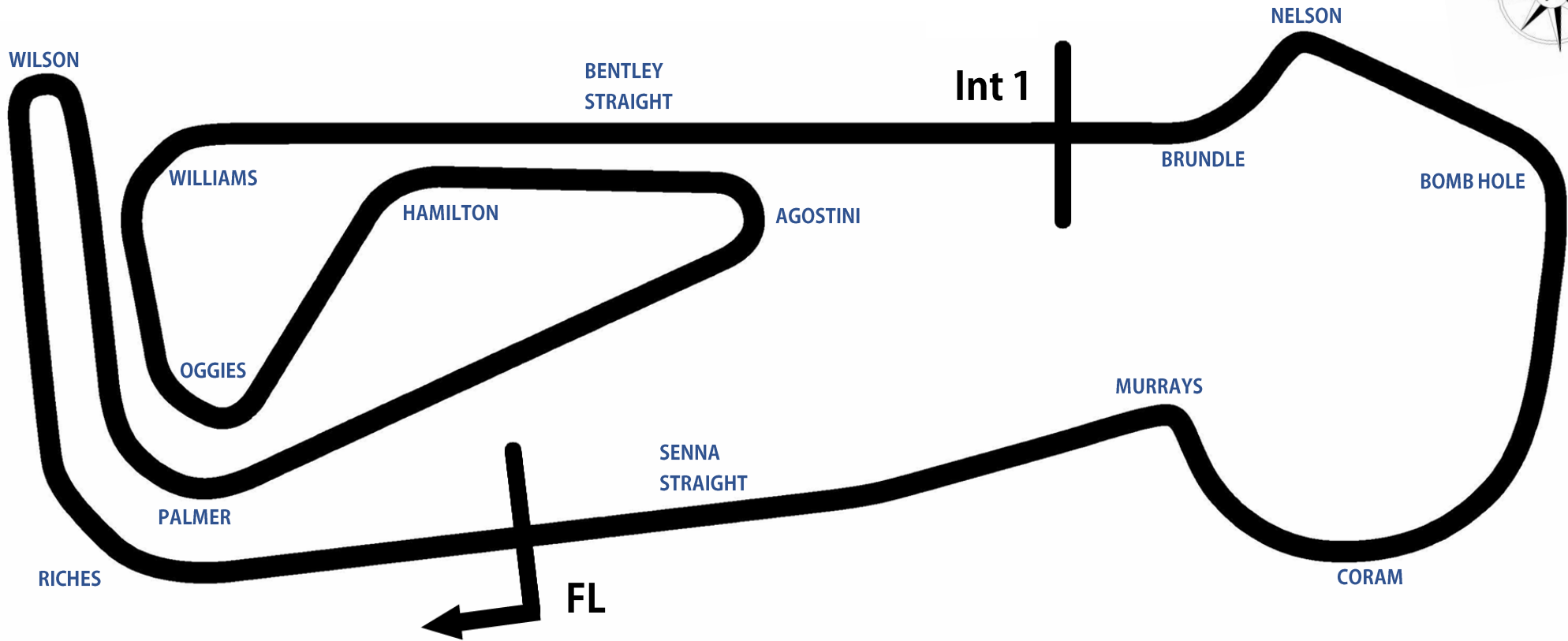
[www.tsl-timing.com](http://www.tsl-timing.com)



Snetterton

# Snetterton 300 Circuit

Norwich, Norfolk, UK



	Length	2.9689 miles   4.778 km   4778.0 m	
FL		52.46340 N	0.94476 E
Int 1	3198m	52.46617 N	0.94964 E
Pit Entry	4572m	52.46364 N	0.94774 E
Pit Exit	40m after FL	52.46338 N	0.94420 E
Pit Entry - Pit Exit	246m, 17.7S @ 50kph, 14.7s @ 60kph		

# BMCRC - MRO Championships 2024 - Rnd 3 @ Snetterton 300

## Rookie Minitwins & BMCRC Formula 400

### QUALIFYING - CLASSIFICATION



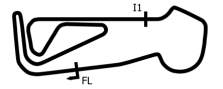
POS	NO	CL	PIC	NAME	ENTRY	TIME	ON	LAPS	GAP	DIFF	MPH
1	2	F400_M	1	Andrew GILL	Kawasaki ZXR400 -	2:09.416	5	5			82.58
2	15	F400_M	2	Nick SMITH	Kawasaki ZXR400 - Hi-Precision Engineering Ltd	2:10.387	5	5	0.971	0.971	81.97
3	189	RMT	1	Sebastian BARAN	Suzuki SV650 -	2:13.101	4	5	3.685	2.714	80.30
4	26	F400_S	1	Damian LEE	Yamaha TZR 250 - Leed Autos	2:17.050	5	5	7.634	3.949	77.98
5	90	F400_S	2	Steve RAPA	Honda RVF400 (BRUCE) - My Own Fair Hands	2:17.085	3	4	7.669	0.035	77.96
6	115	F400_M	3	Jake DONKERSLEY	Honda VFR400 NC30 -	2:17.344	4	4	7.928	0.259	77.81
7	75	RMT	2	Tom SVENSEN	Suzuki SV650 - Team TSR - HCL Carsales - RG racing	2:18.222	4	5	8.806	0.878	77.32
8	12	F400_S	3	Kade WATT	Kawasaki NINJA 400 - 3D Racing	2:19.579	3	5	10.163	1.357	76.57
9	46	RMT	3	Richard HODGES	Suzuki SV650 -	2:21.018	2	2	11.602	1.439	75.79
10	17	F400_S	4	Freddie BATE	Kawasaki ZXR400 - hartjay	2:22.528	4	4	13.112	1.510	74.98
11	30	RMT	4	David LUFF	Suzuki SV650 - ATP Motorsport/Sarah O'Neill	2:22.804	2	4	13.388	0.276	74.84
12	73	F400_M	4	Colvin TURNER	Yamaha TZR250 -	2:23.415	2	3	13.999	0.611	74.52
13	237	RMT	5	Tim WOOD	Suzuki SV650 - Hel Performance	2:23.580	4	4	14.164	0.165	74.43
14	21	F400_M	5	Alan WATSON	Kawasaki ZXR 400 - Watson Racing	2:23.918	2	4	14.502	0.338	74.26
15	113	RMT	6	Phil ROODT	Suzuki SV650 - Carter Thorne Carpets and flooring 201	2:24.107	2	4	14.691	0.189	74.16
16	62	RMT	7	Max PRIESTLEY	Suzuki SV650 - Mum and Dad	2:24.423	2	4	15.007	0.316	74.00
17	166	RMT	8	Ben KING	Suzuki SV650 -	2:24.904	4	4	15.488	0.481	73.75
18	14	RMT	9	George DAVIES	Suzuki SV650 - J Clay Fitness / Fresh Inkz Tattoo Studi	2:25.103	4	4	15.687	0.199	73.65
19	122	RMT	10	James EGGINTON	Suzuki SV650 - Advance Computer Services - www.AC	2:25.307	4	4	15.891	0.204	73.55
20	81	F400_SIR	1	Ollie SIMS	Kawasaki NINJA 400 - Motorbodies Weston Ltd	2:25.984	4	4	16.568	0.677	73.21
21	173	RMT	11	Alex BUCHANAN	Suzuki SV650 - novus resourcing	2:27.674	3	4	18.258	1.690	72.37
22	213	RMT	12	Paul WRIGHT	Suzuki SV650 -	2:27.799	3	4	18.383	0.125	72.31
23	55	F400_SIR	2	Magnus MANSON-CHUBB	KAWASAKI ZXR400L -	2:30.330	2	4	20.914	2.531	71.09
24	998	RMT	13	Ben RYBICKI	Suzuki SV650 - Car events Diamondbrite	2:30.483	4	4	21.067	0.153	71.02
25	57	F400_S	5	Richard BUCKHAM	Kawasaki NINJA 400 -	2:39.698	2	4	30.282	9.215	66.92
26	251	RMT	14	Craig FERRIS	Suzuki SV650 - IMP Racing	2:41.175	2	4	31.759	1.477	66.31
27	78	RMT	15	Stuart LEEK	Suzuki SV650 -	2:43.032	4	4	33.616	1.857	65.55

Weather / Track : Cloudy / Dry

Date: 04/05/2024 Start: 11:33 Finish: 11:43

These results are provisional until the conclusion of any judicial and technical matters.

Snetterton 300: 2.9689 miles

Clerk Of Course:	Stewards:	Timekeeper:	<i>Craig Smith</i>	
------------------	-----------	-------------	--------------------	---

Results can be found at [www.tsl-timing.com](http://www.tsl-timing.com)

Printed - 11:48 Saturday, 04 May 2024



# BMCRC - MRO Championships 2024 - Rnd 3 @ Snetterton 300

## Rookie Minitwins & BMCRC Formula 400

### QUALIFYING - SECTOR ANALYSIS



SECTOR 1 = FL to I1, SECTOR 2 = I1 to FL, DIFF = Difference To Personal Best Lap, P = Crossed Finish Line in Pit Lane, D = Time Disallowed

P1		2 F400_M Andrew GILL		Kawasaki ZXR400 -		
IDEAL LAP TIME : 2:09.357		BEST LAP TIME : 2:09.416		DIFFERENCE : 0.059		
LAP	SECTOR 1	SECTOR 2	LAP TIME	MPH	DIFF	TIME OF DAY
1 -	1:30.937	43.821	2:14.758	79.31	5.342	11:35:59.184
2 -	1:27.702	43.560	2:11.262	81.42	1.846	11:38:10.446
3 -	<b>1:26.154</b>	43.435	2:09.589 (2)	82.47	0.173	11:40:20.035
4 -	1:26.591	<b>43.203</b>	2:09.794 (3)	82.34	0.378	11:42:29.829
5 -	1:26.175	43.241	<b>2:09.416 (1)</b>	<b>82.58</b>		<b>11:44:39.245</b>

P2		15 F400_M Nick SMITH		Kawasaki ZXR400 - Hi-Precision Engineering Ltd		
IDEAL LAP TIME : 2:10.352		BEST LAP TIME : 2:10.387		DIFFERENCE : 0.035		
LAP	SECTOR 1	SECTOR 2	LAP TIME	MPH	DIFF	TIME OF DAY
1 -	1:29.195	43.663	2:12.858	80.44	2.471	11:36:48.882
2 -	1:28.163	43.644	2:11.807 (2)	81.08	1.420	11:39:00.689
3 -	1:28.734	43.926	2:12.660 (3)	80.56	2.273	11:41:13.349
4 -	1:30.711	<b>43.467</b>	2:14.178	79.65	3.791	11:43:27.527
5 -	<b>1:26.885</b>	43.502	<b>2:10.387 (1)</b>	<b>81.97</b>		<b>11:45:37.914</b>

P3		189 RMT Sebastian BARAN		Suzuki SV650 -		
IDEAL LAP TIME : 2:12.963		BEST LAP TIME : 2:13.101		DIFFERENCE : 0.138		
LAP	SECTOR 1	SECTOR 2	LAP TIME	MPH	DIFF	TIME OF DAY
1 -	1:37.874	47.848	2:25.722	73.34	12.621	11:36:16.169
2 -	1:30.370	46.047	2:16.417	78.34	3.316	11:38:32.586
3 -	1:29.504	44.705	2:14.209 (3)	79.63	1.108	11:40:46.795
4 -	<b>1:28.482</b>	44.619	<b>2:13.101 (1)</b>	<b>80.30</b>		<b>11:42:59.896</b>
5 -	1:28.839	<b>44.481</b>	2:13.320 (2)	80.16	0.219	11:45:13.216

P4		26 F400_S Damian LEE		Yamaha TZR 250 - Leed Autos		
IDEAL LAP TIME : 2:16.800		BEST LAP TIME : 2:17.050		DIFFERENCE : 0.250		
LAP	SECTOR 1	SECTOR 2	LAP TIME	MPH	DIFF	TIME OF DAY
1 -	1:39.561	47.718	2:27.279	72.57	10.229	11:36:17.859
2 -	1:33.889	<b>45.505</b>	2:19.394 (3)	76.67	2.344	11:38:37.253
3 -	1:31.530	47.656	2:19.186 (2)	76.78	2.136	11:40:56.439
4 -	1:34.316	45.857	2:20.173	76.24	3.123	11:43:16.612
5 -	<b>1:31.295</b>	45.755	<b>2:17.050 (1)</b>	<b>77.98</b>		<b>11:45:33.662</b>

P5		90 F400_S Steve RAPA		Honda RVF400 (BRUCE) - My Own Fair Hands		
IDEAL LAP TIME : 2:16.872		BEST LAP TIME : 2:17.085		DIFFERENCE : 0.213		
LAP	SECTOR 1	SECTOR 2	LAP TIME	MPH	DIFF	TIME OF DAY
1 -	OUTLAP	45.446	2:24.710	73.85	7.625	11:38:12.838
2 -	1:31.918	<b>45.403</b>	2:17.321 (2)	77.83	0.236	11:40:30.159
3 -	<b>1:31.469</b>	45.616	<b>2:17.085 (1)</b>	<b>77.96</b>		<b>11:42:47.244</b>
4 -	1:32.107	45.438	2:17.545 (3)	77.70	0.460	11:45:04.789

P6		115 F400_M Jake DONKERSLEY		Honda VFR400 NC30 -		
IDEAL LAP TIME : 2:17.344		BEST LAP TIME : 2:17.344		DIFFERENCE : 0.000		
LAP	SECTOR 1	SECTOR 2	LAP TIME	MPH	DIFF	TIME OF DAY
1 -	1:38.123	47.716	2:25.839	73.28	8.495	11:37:24.912
2 -	1:32.622	46.634	2:19.256 (2)	76.75	1.912	11:39:44.168
3 -	1:32.949	46.846	2:19.795 (3)	76.45	2.451	11:42:03.963
4 -	<b>1:31.370</b>	<b>45.974</b>	<b>2:17.344 (1)</b>	<b>77.81</b>		<b>11:44:21.307</b>

# BMCRC - MRO Championships 2024 - Rnd 3 @ Snetterton 300

## Rookie Minitwins & BMCRC Formula 400

### QUALIFYING - SECTOR ANALYSIS



SECTOR 1 = FL to I1, SECTOR 2 = I1 to FL, DIFF = Difference To Personal Best Lap, P = Crossed Finish Line in Pit Lane, D = Time Disallowed

P7 75 RMT Tom SVENSEN		Suzuki SV650 - Team TSR - HCL Carsales - RG racing				
IDEAL LAP TIME : 2:17.975		BEST LAP TIME : 2:18.222		DIFFERENCE : 0.247		
LAP	SECTOR 1	SECTOR 2	LAP TIME	MPH	DIFF	TIME OF DAY
1 -	1:38.759	47.306	2:26.065	73.17	7.843	11:36:13.667
2 -	1:32.895	46.835	2:19.730	76.49	1.508	11:38:33.397
3 -	1:32.294	<b>46.318</b>	2:18.612 (3)	77.10	0.390	11:40:52.009
4 -	<b>1:31.657</b>	46.565	<b>2:18.222 (1)</b>	<b>77.32</b>		<b>11:43:10.231</b>
5 -	1:32.179	46.340	2:18.519 (2)	77.15	0.297	11:45:28.750

P8 12 F400_S Kade WATT		Kawasaki NINJA 400 - 3D Racing				
IDEAL LAP TIME : 2:19.282		BEST LAP TIME : 2:19.579		DIFFERENCE : 0.297		
LAP	SECTOR 1	SECTOR 2	LAP TIME	MPH	DIFF	TIME OF DAY
1 -	1:38.538	48.224	2:26.762	72.82	7.183	11:36:16.251
2 -	1:33.869	46.807	2:20.676 (3)	75.97	1.097	11:38:36.927
3 -	<b>1:32.687</b>	46.892	<b>2:19.579 (1)</b>	<b>76.57</b>		<b>11:40:56.506</b>
4 -	1:34.751	47.201	2:21.952	75.29	2.373	11:43:18.458
5 -	1:33.234	<b>46.595</b>	2:19.829 (2)	76.43	0.250	11:45:38.287

P9 46 RMT Richard HODGES		Suzuki SV650 -				
IDEAL LAP TIME : 2:21.018		BEST LAP TIME : 2:21.018		DIFFERENCE : 0.000		
LAP	SECTOR 1	SECTOR 2	LAP TIME	MPH	DIFF	TIME OF DAY
1 -	1:40.853	48.376	2:29.229 (2)	71.62	8.211	11:36:22.097
2 -	<b>1:33.951</b>	<b>47.067</b>	<b>2:21.018 (1)</b>	<b>75.79</b>		<b>11:38:43.115</b>

P10 17 F400_S Freddie BATE		Kawasaki ZXR400 - hartjay				
IDEAL LAP TIME : 2:22.528		BEST LAP TIME : 2:22.528		DIFFERENCE : 0.000		
LAP	SECTOR 1	SECTOR 2	LAP TIME	MPH	DIFF	TIME OF DAY
1 -	1:41.898	50.197	2:32.095	70.27	9.567	11:36:20.287
2 -	1:35.426	48.768	2:24.194 (2)	74.12	1.666	11:38:44.481
3 -	1:36.633	50.038	2:26.671 (3)	72.87	4.143	11:41:11.152
4 -	<b>1:34.455</b>	<b>48.073</b>	<b>2:22.528 (1)</b>	<b>74.98</b>		<b>11:43:33.680</b>

P11 30 RMT David LUFF		Suzuki SV650 - ATP Motorsport/Sarah O'Neill				
IDEAL LAP TIME : 2:22.804		BEST LAP TIME : 2:22.804		DIFFERENCE : 0.000		
LAP	SECTOR 1	SECTOR 2	LAP TIME	MPH	DIFF	TIME OF DAY
1 -	1:36.641	48.832	2:25.473 (3)	73.47	2.669	11:36:09.722
2 -	<b>1:34.474</b>	<b>48.330</b>	<b>2:22.804 (1)</b>	<b>74.84</b>		<b>11:38:32.526</b>
3 -	1:34.706	48.889	2:23.595 (2)	74.43	0.791	11:40:56.121
4 -	1:38.129	50.197	2:28.326	72.05	5.522	11:43:24.447

P12 73 F400_M Colvin TURNER		Yamaha TZR250 -				
IDEAL LAP TIME : 2:23.415		BEST LAP TIME : 2:23.415		DIFFERENCE : 0.000		
LAP	SECTOR 1	SECTOR 2	LAP TIME	MPH	DIFF	TIME OF DAY
1 -	1:40.300	49.630	2:29.930 (3)	71.28	6.515	11:36:16.500
2 -	<b>1:35.402</b>	<b>48.013</b>	<b>2:23.415 (1)</b>	<b>74.52</b>		<b>11:38:39.915</b>
3 -	1:37.335	50.311	2:27.646 (2)	72.38	4.231	11:41:07.561

P13 237 RMT Tim WOOD		Suzuki SV650 - Hel Performance				
IDEAL LAP TIME : 2:22.695		BEST LAP TIME : 2:23.580		DIFFERENCE : 0.885		
LAP	SECTOR 1	SECTOR 2	LAP TIME	MPH	DIFF	TIME OF DAY
1 -	1:41.669	50.436	2:32.105	70.26	8.525	11:36:21.956
2 -	1:36.042	49.338	2:25.380 (3)	73.51	1.800	11:38:47.336
3 -	<b>1:34.935</b>	49.009	2:23.944 (2)	74.25	0.364	11:41:11.280
4 -	1:35.820	<b>47.760</b>	<b>2:23.580 (1)</b>	<b>74.43</b>		<b>11:43:34.860</b>

# BMCRC - MRO Championships 2024 - Rnd 3 @ Snetterton 300

## Rookie Minitwins & BMCRC Formula 400

### QUALIFYING - SECTOR ANALYSIS



SECTOR 1 = FL to I1, SECTOR 2 = I1 to FL, DIFF = Difference To Personal Best Lap, P = Crossed Finish Line in Pit Lane, D = Time Disallowed

P14		21 F400_M Alan WATSON		Kawasaki ZXR 400 - Watson Racing			
IDEAL LAP TIME : 2:23.918		BEST LAP TIME : 2:23.918		DIFFERENCE : 0.000			
LAP	SECTOR 1	SECTOR 2	LAP TIME	MPH	DIFF	TIME OF DAY	
1 -	1:39.951	49.677	2:29.628	71.43	5.710	11:36:22.244	
2 -	<b>1:35.620</b>	<b>48.298</b>	<b>2:23.918 (1)</b>	<b>74.26</b>		<b>11:38:46.162</b>	
3 -	1:35.761	49.451	2:25.212 (2)	73.60	1.294	11:41:11.374	
4 -	1:37.294	50.262	2:27.556 (3)	72.43	3.638	11:43:38.930	

P15		113 RMT Phil ROODT		Suzuki SV650 - Carter Thorne Carpets and flooring 2018 ltd			
IDEAL LAP TIME : 2:23.633		BEST LAP TIME : 2:24.107		DIFFERENCE : 0.474			
LAP	SECTOR 1	SECTOR 2	LAP TIME	MPH	DIFF	TIME OF DAY	
1 -	1:42.223	50.258	2:32.481	70.09	8.374	11:36:23.880	
2 -	1:35.606	<b>48.501</b>	<b>2:24.107 (1)</b>	<b>74.16</b>		<b>11:38:47.987</b>	
3 -	1:35.691	49.180	2:24.871 (2)	73.77	0.764	11:41:12.858	
4 -	<b>1:35.132</b>	49.973	2:25.105 (3)	73.65	0.998	11:43:37.963	

P16		62 RMT Max PRIESTLEY		Suzuki SV650 - Mum and Dad			
IDEAL LAP TIME : 2:24.109		BEST LAP TIME : 2:24.423		DIFFERENCE : 0.314			
LAP	SECTOR 1	SECTOR 2	LAP TIME	MPH	DIFF	TIME OF DAY	
1 -	1:42.552	49.737	2:32.289	70.18	7.866	11:36:20.913	
2 -	1:36.622	<b>47.801</b>	<b>2:24.423 (1)</b>	<b>74.00</b>		<b>11:38:45.336</b>	
3 -	1:37.922	49.686	2:27.608 (3)	72.40	3.185	11:41:12.944	
4 -	<b>1:36.308</b>	49.747	2:26.055 (2)	73.17	1.632	11:43:38.999	

P17		166 RMT Ben KING		Suzuki SV650 -			
IDEAL LAP TIME : 2:24.675		BEST LAP TIME : 2:24.904		DIFFERENCE : 0.229			
LAP	SECTOR 1	SECTOR 2	LAP TIME	MPH	DIFF	TIME OF DAY	
1 -	1:42.606	50.609	2:33.215	69.75	8.311	11:36:27.376	
2 -	1:36.495	49.211	2:25.706 (3)	73.35	0.802	11:38:53.082	
3 -	<b>1:36.159</b>	48.765	2:24.924 (2)	73.74	0.020	11:41:18.006	
4 -	1:36.388	<b>48.516</b>	<b>2:24.904 (1)</b>	<b>73.75</b>		<b>11:43:42.910</b>	

P18		14 RMT George DAVIES		Suzuki SV650 - J Clay Fitness / Fresh Inkz Tattoo Studio's			
IDEAL LAP TIME : 2:24.324		BEST LAP TIME : 2:25.103		DIFFERENCE : 0.779			
LAP	SECTOR 1	SECTOR 2	LAP TIME	MPH	DIFF	TIME OF DAY	
1 -	1:45.529	53.503	2:39.032	67.20	13.929	11:36:34.138	
2 -	1:36.002	49.390	2:25.392 (3)	73.51	0.289	11:38:59.530	
3 -	1:36.454	<b>48.772</b>	2:25.226 (2)	73.59	0.123	11:41:24.756	
4 -	<b>1:35.552</b>	49.551	<b>2:25.103 (1)</b>	<b>73.65</b>		<b>11:43:49.859</b>	

P19		122 RMT James EGGINTON		Suzuki SV650 - Advance Computer Services - www.ACS.co.uk			
IDEAL LAP TIME : 2:23.144		BEST LAP TIME : 2:25.307		DIFFERENCE : 2.163			
LAP	SECTOR 1	SECTOR 2	LAP TIME	MPH	DIFF	TIME OF DAY	
1 -	1:46.353	51.544	2:37.897	67.69	12.590	11:36:33.135	
2 -	1:38.608	<b>48.132</b>	2:26.740 (3)	72.83	1.433	11:38:59.875	
3 -	1:36.163	49.145	2:25.308 (2)	73.55	0.001	11:41:25.183	
4 -	<b>1:35.012</b>	50.295	<b>2:25.307 (1)</b>	<b>73.55</b>		<b>11:43:50.490</b>	

P20		81 F400_S/F Ollie SIMS		Kawasaki NINJA 400 - Motorbodies Weston ltd			
IDEAL LAP TIME : 2:25.575		BEST LAP TIME : 2:25.984		DIFFERENCE : 0.409			
LAP	SECTOR 1	SECTOR 2	LAP TIME	MPH	DIFF	TIME OF DAY	
1 -	1:41.259	49.831	2:31.090	70.73	5.106	11:36:19.365	
2 -	1:36.897	<b>49.518</b>	2:26.415 (2)	72.99	0.431	11:38:45.780	
3 -	1:36.848	49.834	2:26.682 (3)	72.86	0.698	11:41:12.462	
4 -	<b>1:36.057</b>	49.927	<b>2:25.984 (1)</b>	<b>73.21</b>		<b>11:43:38.446</b>	

# BMCRC - MRO Championships 2024 - Rnd 3 @ Snetterton 300

## Rookie Minitwins & BMCRC Formula 400

### QUALIFYING - SECTOR ANALYSIS



SECTOR 1 = FL to I1, SECTOR 2 = I1 to FL, DIFF = Difference To Personal Best Lap, P = Crossed Finish Line in Pit Lane, D = Time Disallowed

P21 173 RMT Alex BUCHANAN		Suzuki SV650 - novus resourcing				
IDEAL LAP TIME : 2:27.447		BEST LAP TIME : 2:27.674		DIFFERENCE : 0.227		
LAP	SECTOR 1	SECTOR 2	LAP TIME	MPH	DIFF	TIME OF DAY
1 -	1:41.594	50.629	2:32.223	70.21	4.549	11:36:24.725
2 -	<b>1:36.850</b>	51.284	2:28.134 (2)	72.15	0.460	11:38:52.859
3 -	1:37.077	<b>50.597</b>	<b>2:27.674 (1)</b>	<b>72.37</b>		<b>11:41:20.533</b>
4 -	1:37.897	51.438	2:29.335 (3)	71.57	1.661	11:43:49.868

P22 213 RMT Paul WRIGHT		Suzuki SV650 -				
IDEAL LAP TIME : 2:27.799		BEST LAP TIME : 2:27.799		DIFFERENCE : 0.000		
LAP	SECTOR 1	SECTOR 2	LAP TIME	MPH	DIFF	TIME OF DAY
1 -	1:41.880	49.007	2:30.887	70.83	3.088	11:36:17.953
2 -	1:39.676	49.602	2:29.278 (3)	71.59	1.479	11:38:47.231
3 -	<b>1:38.840</b>	<b>48.959</b>	<b>2:27.799 (1)</b>	<b>72.31</b>		<b>11:41:15.030</b>
4 -	1:39.723	49.268	2:28.991 (2)	71.73	1.192	11:43:44.021

P23 55 F400_S/F Magnus MANSON-CHUBB		KAWASAKI ZXR400L -				
IDEAL LAP TIME : 2:29.763		BEST LAP TIME : 2:30.330		DIFFERENCE : 0.567		
LAP	SECTOR 1	SECTOR 2	LAP TIME	MPH	DIFF	TIME OF DAY
1 -	1:43.768	54.016	2:37.784	67.73	7.454	11:36:44.069
2 -	<b>1:39.948</b>	50.382	<b>2:30.330 (1)</b>	<b>71.09</b>		<b>11:39:14.399</b>
3 -	1:42.381	50.942	2:33.323 (3)	69.70	2.993	11:41:47.722
4 -	1:40.961	<b>49.815</b>	2:30.776 (2)	70.88	0.446	11:44:18.498

P24 998 RMT Ben RYBICKI		Suzuki SV650 - Car events Diamondbrite				
IDEAL LAP TIME : 2:30.455		BEST LAP TIME : 2:30.483		DIFFERENCE : 0.028		
LAP	SECTOR 1	SECTOR 2	LAP TIME	MPH	DIFF	TIME OF DAY
1 -	1:48.755	51.492	2:40.247	66.69	9.764	11:36:31.606
2 -	1:40.781	50.901	2:31.682 (2)	70.46	1.199	11:39:03.288
3 -	1:43.141	<b>50.486</b>	2:33.627 (3)	69.57	3.144	11:41:36.915
4 -	<b>1:39.969</b>	50.514	<b>2:30.483 (1)</b>	<b>71.02</b>		<b>11:44:07.398</b>

P25 57 F400_S Richard BUCKHAM		Kawasaki NINJA 400 -				
IDEAL LAP TIME : 2:39.247		BEST LAP TIME : 2:39.698		DIFFERENCE : 0.451		
LAP	SECTOR 1	SECTOR 2	LAP TIME	MPH	DIFF	TIME OF DAY
1 -	1:50.700	54.039	2:44.739	64.87	5.041	11:36:39.401
2 -	<b>1:45.682</b>	54.016	<b>2:39.698 (1)</b>	<b>66.92</b>		<b>11:39:19.099</b>
3 -	1:46.365	54.088	2:40.453 (3)	66.61	0.755	11:41:59.552
4 -	1:46.679	<b>53.565</b>	2:40.244 (2)	66.69	0.546	11:44:39.796

P26 251 RMT Craig FERRIS		Suzuki SV650 - IMP Racing				
IDEAL LAP TIME : 2:40.935		BEST LAP TIME : 2:41.175		DIFFERENCE : 0.240		
LAP	SECTOR 1	SECTOR 2	LAP TIME	MPH	DIFF	TIME OF DAY
1 -	1:51.703	56.145	2:47.848	63.67	6.673	11:36:43.909
2 -	<b>1:46.212</b>	54.963	<b>2:41.175 (1)</b>	<b>66.31</b>		<b>11:39:25.084</b>
3 -	1:48.821	<b>54.723</b>	2:43.544 (3)	65.35	2.369	11:42:08.628
4 -	1:48.253	54.760	2:43.013 (2)	65.56	1.838	11:44:51.641

P27 78 RMT Stuart LEEK		Suzuki SV650 -				
IDEAL LAP TIME : 2:43.032		BEST LAP TIME : 2:43.032		DIFFERENCE : 0.000		
LAP	SECTOR 1	SECTOR 2	LAP TIME	MPH	DIFF	TIME OF DAY
1 -	1:54.729	58.870	2:53.599	61.56	10.567	11:36:51.344
2 -	1:49.595	55.688	2:45.283 (2)	64.66	2.251	11:39:36.627
3 -	1:49.647	55.788	2:45.435 (3)	64.60	2.403	11:42:22.062
4 -	<b>1:48.339</b>	<b>54.693</b>	<b>2:43.032 (1)</b>	<b>65.55</b>		<b>11:45:05.094</b>

# BMCRC - MRO Championships 2024 - Rnd 3 @ Snetterton 300

## Rookie Minitwins & BMCRC Formula 400

### QUALIFYING - BEST SECTORS

SECTOR 1			SECTOR 2			IDEAL / BEST COMPARISON						
POS	NO	NAME	TIME	NO	NAME	TIME	POS	NO	NAME	IDEAL	BEST	DIFF
									<b>PERFECT LAP</b>	<b>2:09.357</b>		
1	2	GILL	1:26.154	2	GILL	43.203	1	2	GILL	2:09.357	2:09.416	0.059
2	15	SMITH	1:26.885	15	SMITH	43.467	2	15	SMITH	2:10.352	2:10.387	0.035
3	189	BARAN	1:28.482	189	BARAN	44.481	3	189	BARAN	2:12.963	2:13.101	0.138
4	26	LEE	1:31.295	90	RAPA	45.403	4	26	LEE	2:16.800	2:17.050	0.250
5	115	DONKERSLEY	1:31.370	26	LEE	45.505	5	90	RAPA	2:16.872	2:17.085	0.213
6	90	RAPA	1:31.469	115	DONKERSLEY	45.974	6	115	DONKERSLEY	2:17.344	2:17.344	0.000
7	75	SVENSEN	1:31.657	75	SVENSEN	46.318	7	75	SVENSEN	2:17.975	2:18.222	0.247
8	12	WATT	1:32.687	12	WATT	46.595	8	12	WATT	2:19.282	2:19.579	0.297
9	46	HODGES	1:33.951	46	HODGES	47.067	9	46	HODGES	2:21.018	2:21.018	0.000
10	17	BATE	1:34.455	237	WOOD	47.760	10	17	BATE	2:22.528	2:22.528	0.000
11	30	LUFF	1:34.474	62	PRIESTLEY	47.801	11	237	WOOD	2:22.695	2:23.580	0.885
12	237	WOOD	1:34.935	73	TURNER	48.013	12	30	LUFF	2:22.804	2:22.804	0.000
13	122	EGGINTON	1:35.012	17	BATE	48.073	13	122	EGGINTON	2:23.144	2:25.307	2.163
14	113	ROODT	1:35.132	122	EGGINTON	48.132	14	73	TURNER	2:23.415	2:23.415	0.000
15	73	TURNER	1:35.402	21	WATSON	48.298	15	113	ROODT	2:23.633	2:24.107	0.474
16	14	DAVIES	1:35.552	30	LUFF	48.330	16	21	WATSON	2:23.918	2:23.918	0.000
17	21	WATSON	1:35.620	113	ROODT	48.501	17	62	PRIESTLEY	2:24.109	2:24.423	0.314
18	81	SIMS	1:36.057	166	KING	48.516	18	14	DAVIES	2:24.324	2:25.103	0.779
19	166	KING	1:36.159	14	DAVIES	48.772	19	166	KING	2:24.675	2:24.904	0.229
20	62	PRIESTLEY	1:36.308	213	WRIGHT	48.959	20	81	SIMS	2:25.575	2:25.984	0.409
21	173	BUCHANAN	1:36.850	81	SIMS	49.518	21	173	BUCHANAN	2:27.447	2:27.674	0.227
22	213	WRIGHT	1:38.840	55	MANSON-CHUBB	49.815	22	213	WRIGHT	2:27.799	2:27.799	0.000
23	55	MANSON-CHUBB	1:39.948	998	RYBICKI	50.486	23	55	MANSON-CHUBB	2:29.763	2:30.330	0.567
24	998	RYBICKI	1:39.969	173	BUCHANAN	50.597	24	998	RYBICKI	2:30.455	2:30.483	0.028
25	57	BUCKHAM	1:45.682	57	BUCKHAM	53.565	25	57	BUCKHAM	2:39.247	2:39.698	0.451
26	251	FERRIS	1:46.212	78	LEEK	54.693	26	251	FERRIS	2:40.935	2:41.175	0.240
27	78	LEEK	1:48.339	251	FERRIS	54.723	27	78	LEEK	2:43.032	2:43.032	0.000



# BMCRC - MRO Championships 2024 - Rnd 3 @ Snetterton 300

## Rookie Minitwins & BMCRC Formula 400

### QUALIFYING - STATISTICS

<b>Competitors Started</b>	27
<b>Planned Start</b>	2024-05-04 @ 10:57:00.000
<b>Actual Start</b>	2024-05-04 @ 11:33:35.543
<b>Finish Time</b>	2024-05-04 @ 11:43:29.146
<b>Track Length</b>	2.9689mi.
<b>Total Laps</b>	111
<b>Total Distance Covered</b>	329.5491mi.

### Session Fastest Lap History

NO	CL	NAME	LAP TIME	TIME OF DAY	LAP	VEHICLE
2	F400_M	Andrew GILL	<b>2:14.758</b>	11:35:59.200	1	Kawasaki ZXR400
15	F400_M	Nick SMITH	<b>2:12.858</b>	11:36:48.886	1	Kawasaki ZXR400
2	F400_M	Andrew GILL	<b>2:11.262</b>	11:38:10.461	2	Kawasaki ZXR400
2	F400_M	Andrew GILL	<b>2:09.589</b>	11:40:20.051	3	Kawasaki ZXR400
2	F400_M	Andrew GILL	<b>2:09.416</b>	11:44:39.261	5	Kawasaki ZXR400

### Flag History

TYPE	TIME OF DAY
GREEN	11:33:35.543
FINISH	11:43:29.146

### Flag Statistics

TYPE	COUNT	TOTAL LAPS	TOTAL TIME
Green	1	5	12:24.630
Red	0	0	0.000
Safety Car	0	0	0.000
FCY	0	0	0.000

# BMCRC - MRO Championships 2024 - Rnd 3 @ Snetterton 300

## Rookie Minitwins & BMCRC Formula 400

### QUALIFYING - STATISTICS

CLASS : F400\_M

5 Starters

#### Fastest Lap History

NO	NAME	LAP TIME	TIME OF DAY	LAP	VEHICLE
2	Andrew GILL	<b>2:14.758</b>	11:35:59.200	1	Kawasaki ZXR400
15	Nick SMITH	<b>2:12.858</b>	11:36:48.886	1	Kawasaki ZXR400
2	Andrew GILL	<b>2:11.262</b>	11:38:10.461	2	Kawasaki ZXR400
2	Andrew GILL	<b>2:09.589</b>	11:40:20.051	3	Kawasaki ZXR400
2	Andrew GILL	<b>2:09.416</b>	11:44:39.261	5	Kawasaki ZXR400

# BMCRC - MRO Championships 2024 - Rnd 3 @ Snetterton 300

## Rookie Minitwins & BMCRC Formula 400

### QUALIFYING - STATISTICS

CLASS : F400\_S

5 Starters

#### Fastest Lap History

NO	NAME	LAP TIME	TIME OF DAY	LAP	VEHICLE
12	Kade WATT	<b>2:26.762</b>	11:36:16.274	1	Kawasaki NINJA 400
12	Kade WATT	<b>2:20.676</b>	11:38:36.951	2	Kawasaki NINJA 400
26	Damian LEE	<b>2:19.394</b>	11:38:37.259	2	Yamaha TZR 250
90	Steve RAPA	<b>2:17.321</b>	11:40:30.166	2	Honda RVF400 (BRUCE)
90	Steve RAPA	<b>2:17.085</b>	11:42:47.252	3	Honda RVF400 (BRUCE)
26	Damian LEE	<b>2:17.050</b>	11:45:33.668	5	Yamaha TZR 250

# BMCRC - MRO Championships 2024 - Rnd 3 @ Snetterton 300

## Rookie Minitwins & BMCRC Formula 400

### QUALIFYING - STATISTICS

CLASS : F400\_S/R

2 Starters

#### Fastest Lap History

NO	NAME	LAP TIME	TIME OF DAY	LAP	VEHICLE
81	Ollie SIMS	<b>2:31.090</b>	11:36:19.372	1	Kawasaki NINJA 400
81	Ollie SIMS	<b>2:26.415</b>	11:38:45.789	2	Kawasaki NINJA 400
81	Ollie SIMS	<b>2:25.984</b>	11:43:38.453	4	Kawasaki NINJA 400

# BMCRC - MRO Championships 2024 - Rnd 3 @ Snetterton 300

## Rookie Minitwins & BMCRC Formula 400

### QUALIFYING - STATISTICS

CLASS : RMT

15 Starters

#### Fastest Lap History

NO	NAME	LAP TIME	TIME OF DAY	LAP	VEHICLE
30	David LUFF	<b>2:25.473</b>	11:36:09.740	1	Suzuki SV650
30	David LUFF	<b>2:22.804</b>	11:38:32.543	2	Suzuki SV650
189	Sebastian BARAN	<b>2:16.417</b>	11:38:32.590	2	Suzuki SV650
189	Sebastian BARAN	<b>2:14.209</b>	11:40:46.796	3	Suzuki SV650
189	Sebastian BARAN	<b>2:13.101</b>	11:42:59.897	4	Suzuki SV650

# BMCRC - MRO Championships 2024 - Rnd 3 @ Snetterton 300

## Rookie Minitwins & BMCRC Formula 400

### RACE 10 - GRID (5 Laps)

ROW 11	33	2:43.032	78	Stuart LEEK	32	2:41.175	251	Craig FERRIS	31	2:30.483	998	Ben RYBICKI
ROW 10	30	2:27.799	213	Paul WRIGHT	29	2:27.674	173	Alex BUCHANAN	28	2:25.307	122	James EGGINTON
ROW 9	27	2:25.103	14	George DAVIES	26	2:24.904	166	Ben KING	25	2:24.423	62	Max PRIESTLEY
ROW 8	24	2:24.107	113	Phil ROODT	23	2:23.580	237	Tim WOOD	22	2:22.804	30	David LUFF
ROW 7	21	2:21.018	46	Richard HODGES	20	2:18.222	75	Tom SVENSEN	19	2:13.101	189	Sebastian BARAN
ROW 6	18				17				16			
ROW 5	15				14		67	Simon HARVEY	13		24	Harley GODZISZ
ROW 4	12	2:39.698	57	Richard BUCKHAM	11	2:30.330	55	Magnus MANSON-CHUBB	10	2:25.984	81	Ollie SIMS
ROW 3	9	2:23.918	21	Alan WATSON	8	2:23.415	73	Colvin TURNER	7	2:22.528	17	Freddie BATE
ROW 2	6	2:19.579	12	Kade WATT	5	2:17.344	115	Jake DONKERSLEY	4	2:17.085	90	Steve RAPA
ROW 1	3	2:17.050	26	Damian LEE	2	2:10.387	15	Nick SMITH	1	2:09.416	2	Andrew GILL

Pole

These results are provisional until the conclusion of any judicial and technical matters.

Snetterton 300: 2.9689 miles

Clerk Of Course:	Stewards:	Timekeeper:	<i>Craig Smith</i>	
------------------	-----------	-------------	--------------------	---

Results can be found at [www.tsl-timing.com](http://www.tsl-timing.com)

Printed - 11:50 Saturday, 04 May 2024



# BMCRC - MRO Championships 2024 - Rnd 3 @ Snetterton 300

## Rookie Minitwins & BMCRC Formula 400

### RACE 10 - CLASSIFICATION

Race Distance: 5 Laps / 14.84 miles

POS	NO	CL	PIC	NAME	ENTRY	LAPS	TIME	GAP	DIFF	MPH	BEST	ON	GRD	↑↓
1	2	F400_M	1	Andrew GILL	Kawasaki ZXR400 -	5	10:42.214			83.21	2:06.209	2	1	0
2	15	F400_M	2	Nick SMITH	Kawasaki ZXR400 - Hi-Precision Engineering Ltd	5	11:02.072	19.858	19.858	80.71	2:11.275	2	2	0
3	115	F400_M	3	Jake DONKERSLEY	Honda VFR400 NC30 -	5	11:21.858	39.644	19.786	78.37	2:13.611	5	5	2
4	67	F400_M	4	Simon HARVEY	Kawasaki ZX4RR - Retirement Fund Racing	5	11:22.502	40.288	0.644	78.30	2:13.422	4	14	10
5	17	F400_S	1	Freddie BATE	Kawasaki ZXR400 - hartjaj	5	11:24.377	42.163	1.875	78.08	2:13.533	5	7	2
6	90	F400_S	2	Steve RAPA	Honda RVF400 (BRUCE) - My Own Fair Hands	5	11:25.417	43.203	1.040	77.96	2:14.369	4	4	-2
7	26	F400_S	3	Damian LEE	Yamaha TZR 250 - Leed Autos	5	11:27.814	45.600	2.397	77.69	2:15.066	5	3	-4
8	12	F400_S	4	Kade WATT	Kawasaki NINJA 400 - 3D Racing	5	11:28.767	46.553	0.953	77.58	2:15.878	4	6	-2
9	21	F400_M	5	Alan WATSON	Kawasaki ZXR 400 - Watson Racing	5	11:47.653	1:05.439	18.886	75.51	2:19.339	3	9	0
10	189	RMT	1	Sebastian BARAN	Suzuki SV650 -	5	11:47.948	1:05.734	0.295	75.48	2:12.742	5	15	5
11	81	F400_S/R	1	Ollie SIMS	Kawasaki NINJA 400 - Motorbodies Weston Ltd	5	12:02.155	1:19.941	14.207	74.00	2:23.024	3	10	-1
12	237	RMT	2	Tim WOOD	Suzuki SV650 - Hel Performance	5	12:10.678	1:28.464	8.523	73.13	2:18.447	4	19	7
13	30	RMT	3	David LUFF	Suzuki SV650 - ATP Motorsport/Sarah O'Neill	5	12:10.783	1:28.569	0.105	73.12	2:16.346	5	18	5
14	75	RMT	4	Tom SVENSEN	Suzuki SV650 - Team TSR - HCL Carsales - RG racing	5	12:11.575	1:29.361	0.792	73.04	2:17.087	5	16	2
15	14	RMT	5	George DAVIES	Suzuki SV650 - J Clay Fitness / Fresh Inkz Tattoo Studio's	5	12:19.447	1:37.233	7.872	72.27	2:18.420	4	23	8
16	166	RMT	6	Ben KING	Suzuki SV650 -	5	12:20.069	1:37.855	0.622	72.21	2:17.634	5	22	6
17	122	RMT	7	James EGGINTON	Suzuki SV650 - Advance Computer Services - www.ACS.co.	5	12:20.320	1:38.106	0.251	72.18	2:18.261	5	24	7
18	55	F400_S/R	2	Magnus MANSON-CHUBB	KAWASAKI ZXR400L -	5	12:21.715	1:39.501	1.395	72.04	2:25.604	3	11	-7
19	62	RMT	8	Max PRIESTLEY	Suzuki SV650 - Mum and Dad	5	12:34.033	1:51.819	12.318	70.87	2:20.724	4	21	2
20	113	RMT	9	Phil ROODT	Suzuki SV650 - Carter Thorne Carpets and flooring 2018 ltd	5	12:36.156	1:53.942	2.123	70.67	2:22.541	2	20	0
21	213	RMT	10	Paul WRIGHT	Suzuki SV650 -	5	12:56.391	2:14.177	20.235	68.83	2:26.313	5	26	5
22	173	RMT	11	Alex BUCHANAN	Suzuki SV650 - novus resourcing	5	12:56.938	2:14.724	0.547	68.78	2:26.887	2	25	3
23	57	F400_S	5	Richard BUCKHAM	Kawasaki NINJA 400 -	4	10:43.888	1 Lap	1 Lap	66.39	2:38.515	4	12	-11
24	78	RMT	12	Stuart LEEK	Suzuki SV650 -	4	11:18.128	1 Lap	34.240	63.04	2:37.406	4	29	5
25	251	RMT	13	Craig FERRIS	Suzuki SV650 - IMP Racing	4	11:19.857	1 Lap	1.729	62.88	2:37.975	4	28	3

#### NOT CLASSIFIED

DNF	73	F400_M		Colvin TURNER	Yamaha TZR250 -	4	9:39.623	1 Lap		73.75	2:23.470	4	8	
DNF	998	RMT		Ben RYBICKI	Suzuki SV650 - Car events Diamondbrite	4	10:30.161	1 Lap	50.538	67.84	2:27.523	2	27	

#### FASTEST LAP

2	F400_M	Andrew GILL	Kawasaki ZXR400 -	2	2:06.209	84.68 mph	136.28 kph
189	RMT	Sebastian BARAN	Suzuki SV650 -	5	2:12.742	80.51 mph	129.58 kph
17	F400_S	Freddie BATE	Kawasaki ZXR400 - hartjaj	5	2:13.533	80.04 mph	128.81 kph
81	F400_S/R	Ollie SIMS	Kawasaki NINJA 400 - Motorbodies Weston Ltd	3	2:23.024	74.72 mph	120.26 kph

#### Comments:

Class F400\_M - 92.5% of Race Speed = 76.96 mph  
 Class F400\_S - 92.5% of Race Speed = 72.22 mph  
 Class RMT - 92.5% of Race Speed = 69.81 mph  
 Class F400\_S/R - 92.5% of Race Speed = 68.45 mph

Weather / Track : Cloudy / Dry

Date: 04/05/2024 Start: 15:47 Finish: 15:58  
 Snetterton 300: 2.9689 miles

These results are provisional until the conclusion of any judicial and technical matters.

Clerk Of Course:	Stewards:	Timekeeper:	<i>Craig Smith</i>	
------------------	-----------	-------------	--------------------	--

Results can be found at [www.tsl-timing.com](http://www.tsl-timing.com)

Printed - 16:07 Saturday, 04 May 2024



# BMCRC - MRO Championships 2024 - Rnd 3 @ Snetterton 300

## Rookie Minitwins & BMCRC Formula 400

### RACE 10 - LAP CHART

LAP 1 @ 15:49:39.168			LAP 2 @ 15:51:45.377			LAP 3 @ 15:53:53.458			LAP 4 @ 15:56:01.837			LAP 5 @ 15:58:09.834		
NO	BEHIND	LAP TIME	NO	BEHIND	LAP TIME	NO	BEHIND	LAP TIME	NO	BEHIND	LAP TIME	NO	BEHIND	LAP TIME
2		2:11.548	2		2:06.209	2		2:08.081	2		2:08.379	2		2:07.997
15	2.413	2:13.961	15	7.479	2:11.275	15	10.975	2:11.577	78	1 Lap	2:38.912	57	1 Lap	2:38.515
67	10.525	2:22.073	67	21.099	2:16.783	115	28.601	2:15.099	251	1 Lap	2:40.130	15	19.858	2:13.457
90	10.683	2:22.231	90	21.526	2:17.052	67	29.165	2:16.147	15	14.398	2:11.802	78	1 Lap	2:37.406
12	11.990	2:23.538	115	21.583	2:15.641	90	29.323	2:15.878	115	34.030	2:13.808	251	1 Lap	2:37.975
115	12.151	2:23.699	12	22.426	2:16.645	17	30.964	2:14.495	67	34.208	2:13.422	115	39.644	2:13.611
26	13.322	2:24.870	26	22.958	2:15.845	12	30.987	2:16.642	90	35.313	2:14.369	67	40.288	2:14.077
17	14.066	2:25.614	17	24.550	2:16.693	26	31.306	2:16.429	17	36.627	2:14.042	17	42.163	2:13.533
21	15.251	2:26.799	21	28.962	2:19.920	21	40.220	2:19.339	12	38.486	2:15.878	90	43.203	2:15.887
73	16.539	2:28.087	81	34.230	2:23.400	81	49.173	2:23.024	26	38.531	2:15.604	26	45.600	2:15.066
81	17.039	2:28.587	73	34.914	2:24.584	73	50.315	2:23.482	21	52.596	2:20.755	12	46.553	2:16.064
55	20.907	2:32.455	55	41.584	2:26.886	189	55.890	2:13.634	189	1:00.989	2:13.478	21	1:05.439	2:20.840
57	33.370	2:44.918	189	50.337	2:14.554	55	59.107	2:25.604	81	1:04.491	2:23.697	189	1:05.734	2:12.742
189	41.992	2:53.540	237	56.733	2:18.490	237	1:07.810	2:19.158	73	1:05.406	2:23.470	81	1:19.941	2:23.447
237	44.452	2:56.000	75	59.406	2:18.603	30	1:09.854	2:18.479	237	1:17.878	2:18.447	237	1:28.464	2:18.583
30	46.987	2:58.535	30	59.456	2:18.678	75	1:09.894	2:18.569	55	1:20.013	2:29.285	30	1:28.569	2:16.346
75	47.012	2:58.560	122	1:04.808	2:21.379	14	1:15.647	2:18.842	30	1:20.220	2:18.745	75	1:29.361	2:17.087
122	49.638	3:01.186	14	1:04.886	2:20.533	122	1:16.351	2:19.624	75	1:20.271	2:18.756	14	1:37.233	2:19.542
166	49.981	3:01.529	166	1:05.596	2:21.824	166	1:16.911	2:19.396	14	1:25.688	2:18.420	166	1:37.855	2:17.634
113	50.359	3:01.907	113	1:06.691	2:22.541	113	1:23.859	2:25.249	122	1:27.842	2:19.870	122	1:38.106	2:18.261
14	50.562	3:02.110	57	1:07.484	2:40.323	62	1:24.049	2:21.186	166	1:28.218	2:19.686	55	1:39.501	2:27.485
213	53.416	3:04.964	62	1:10.944	2:22.924	173	1:34.756	2:26.940	62	1:36.394	2:20.724	62	1:51.819	2:23.422
62	54.229	3:05.777	213	1:14.158	2:26.951	213	1:35.191	2:29.114	113	1:38.861	2:23.381	113	1:53.942	2:23.078
998	54.990	3:06.538	173	1:15.897	2:26.887	998	1:35.963	2:27.740	173	1:55.715	2:29.338	213	2:14.177	2:26.313
173	55.219	3:06.767	998	1:16.304	2:27.523	57	1:39.535	2:40.132	213	1:55.861	2:29.049	173	2:14.724	2:27.006
251	1:07.396	3:18.944	251	1:43.995	2:42.808				998	1:55.944	2:28.360			
78	1:09.029	3:20.577	78	1:44.053	2:41.233									



# BMCRC - MRO Championships 2024 - Rnd 3 @ Snetterton 300

## Rookie Minitwins & BMCRC Formula 400

### RACE 10 - POSITION CHART

No	Name	Lap					
		Pos	1	2	3	4	5
2	GILL	1	2	2	2	2	2
15	SMITH	2	15	15	15	15	15
26	LEE	3	67	67	115	115	115
90	RAPA	4	90	90	67	67	67
115	DONKERSLEY	5	12	115	90	90	17
12	WATT	6	115	12	17	17	90
17	BATE	7	26	26	12	12	26
73	TURNER	8	17	17	26	26	12
21	WATSON	9	21	21	21	21	21
81	SIMS	10	73	81	81	189	189
55	MANSON-CHUBB	11	81	73	73	81	81
57	BUCKHAM	12	55	55	189	73	237
24	GODZISZ	13	57	189	55	237	30
67	HARVEY	14	189	237	237	55	75
189	BARAN	15	237	75	30	30	14
75	SVENSEN	16	30	30	75	75	166
46	HODGES	17	75	122	14	14	122
30	LUFF	18	122	14	122	122	55
237	WOOD	19	166	166	166	166	62
113	ROODT	20	113	113	113	62	113
62	PRIESTLEY	21	14	57	62	113	213
166	KING	22	213	62	173	173	173
14	DAVIES	23	62	213	213	213	
122	EGGINTON	24	998	173	998	998	
173	BUCHANAN	25	173	998	57	57	
213	WRIGHT	26	251	251	78	78	
998	RYBICKI	27	78	78	251	251	
251	FERRIS	28					
78	LEEK	29					

# BMCRC - MRO Championships 2024 - Rnd 3 @ Snetterton 300

## Rookie Minitwins & BMCRC Formula 400

### RACE 10 - SECTOR ANALYSIS



SECTOR 1 = FL to I1, SECTOR 2 = I1 to FL, DIFF = Difference To Personal Best Lap, P = Crossed Finish Line in Pit Lane, D = Time Disallowed

P1		2 F400_M Andrew GILL		Kawasaki ZXR400 -		
IDEAL LAP TIME : 2:06.209		BEST LAP TIME : 2:06.209		DIFFERENCE : 0.000		
LAP	SECTOR 1	SECTOR 2	LAP TIME	MPH	DIFF	TIME OF DAY
1 -		42.154	2:11.548	81.24	5.339	15:49:39.168
2 -	<b>1:24.337</b>	<b>41.872</b>	<b>2:06.209 (1)</b>	<b>84.68</b>		<b>15:51:45.377</b>
3 -	1:25.528	42.553	2:08.081 (3)	83.44	1.872	15:53:53.458
4 -	1:25.438	42.941	2:08.379	83.25	2.170	15:56:01.837
5 -	1:25.281	42.716	2:07.997 (2)	83.50	1.788	15:58:09.834

P2		15 F400_M Nick SMITH		Kawasaki ZXR400 - Hi-Precision Engineering Ltd		
IDEAL LAP TIME : 2:10.675		BEST LAP TIME : 2:11.275		DIFFERENCE : 0.600		
LAP	SECTOR 1	SECTOR 2	LAP TIME	MPH	DIFF	TIME OF DAY
1 -		<b>42.914</b>	2:13.961	79.78	2.686	15:49:41.581
2 -	1:27.815	43.460	<b>2:11.275 (1)</b>	<b>81.41</b>		<b>15:51:52.856</b>
3 -	<b>1:27.761</b>	43.816	2:11.577 (2)	81.23	0.302	15:54:04.433
4 -	1:27.916	43.886	2:11.802 (3)	81.09	0.527	15:56:16.235
5 -	1:29.151	44.306	2:13.457	80.08	2.182	15:58:29.692

P3		115 F400_M Jake DONKERSLEY		Honda VFR400 NC30 -		
IDEAL LAP TIME : 2:13.423		BEST LAP TIME : 2:13.611		DIFFERENCE : 0.188		
LAP	SECTOR 1	SECTOR 2	LAP TIME	MPH	DIFF	TIME OF DAY
1 -		44.901	2:23.699	74.37	10.088	15:49:51.319
2 -	1:30.720	44.921	2:15.641	78.79	2.030	15:52:06.960
3 -	1:30.044	45.055	2:15.099 (3)	79.11	1.488	15:54:22.059
4 -	<b>1:29.177</b>	44.631	2:13.808 (2)	79.87	0.197	15:56:35.867
5 -	1:29.365	<b>44.246</b>	<b>2:13.611 (1)</b>	<b>79.99</b>		<b>15:58:49.478</b>

P4		67 F400_M Simon HARVEY		Kawasaki ZX4RR - Retirement Fund Racing		
IDEAL LAP TIME : 2:13.204		BEST LAP TIME : 2:13.422		DIFFERENCE : 0.218		
LAP	SECTOR 1	SECTOR 2	LAP TIME	MPH	DIFF	TIME OF DAY
1 -		44.394	2:22.073	75.22	8.651	15:49:49.693
2 -	1:31.311	45.472	2:16.783	78.13	3.361	15:52:06.476
3 -	1:31.102	45.045	2:16.147 (3)	78.50	2.725	15:54:22.623
4 -	<b>1:28.990</b>	44.432	<b>2:13.422 (1)</b>	<b>80.10</b>		<b>15:56:36.045</b>
5 -	1:29.863	<b>44.214</b>	2:14.077 (2)	79.71	0.655	15:58:50.122

P5		17 F400_S Freddie BATE		Kawasaki ZXR400 - hartjay		
IDEAL LAP TIME : 2:13.533		BEST LAP TIME : 2:13.533		DIFFERENCE : 0.000		
LAP	SECTOR 1	SECTOR 2	LAP TIME	MPH	DIFF	TIME OF DAY
1 -		47.157	2:25.614	73.39	12.081	15:49:53.234
2 -	1:31.227	45.466	2:16.693	78.19	3.160	15:52:09.927
3 -	1:29.175	45.320	2:14.495 (3)	79.46	0.962	15:54:24.422
4 -	1:29.275	44.767	2:14.042 (2)	79.73	0.509	15:56:38.464
5 -	<b>1:28.768</b>	<b>44.765</b>	<b>2:13.533 (1)</b>	<b>80.04</b>		<b>15:58:51.997</b>

P6		90 F400_S Steve RAPA		Honda RVF400 (BRUCE) - My Own Fair Hands		
IDEAL LAP TIME : 2:14.369		BEST LAP TIME : 2:14.369		DIFFERENCE : 0.000		
LAP	SECTOR 1	SECTOR 2	LAP TIME	MPH	DIFF	TIME OF DAY
1 -		44.993	2:22.231	75.14	7.862	15:49:49.851
2 -	1:31.905	45.147	2:17.052	77.98	2.683	15:52:06.903
3 -	1:30.642	45.236	2:15.878 (2)	78.65	1.509	15:54:22.781
4 -	<b>1:29.920</b>	<b>44.449</b>	<b>2:14.369 (1)</b>	<b>79.54</b>		<b>15:56:37.150</b>
5 -	1:30.286	45.601	2:15.887 (3)	78.65	1.518	15:58:53.037

# BMCRC - MRO Championships 2024 - Rnd 3 @ Snetterton 300

## Rookie Minitwins & BMCRC Formula 400

### RACE 10 - SECTOR ANALYSIS



SECTOR 1 = FL to I1, SECTOR 2 = I1 to FL, DIFF = Difference To Personal Best Lap, P = Crossed Finish Line in Pit Lane, D = Time Disallowed

P7 26 F400_S Damian LEE		Yamaha TZR 250 - Leed Autos				
IDEAL LAP TIME : 2:15.066		BEST LAP TIME : 2:15.066		DIFFERENCE : 0.000		
LAP	SECTOR 1	SECTOR 2	LAP TIME	MPH	DIFF	TIME OF DAY
1 -		46.129	2:24.870	73.77	9.804	15:49:52.490
2 -	1:30.598	45.247	2:15.845 (3)	78.67	0.779	15:52:08.335
3 -	1:30.718	45.711	2:16.429	78.34	1.363	15:54:24.764
4 -	1:30.191	45.413	2:15.604 (2)	78.81	0.538	15:56:40.368
5 -	<b>1:29.881</b>	<b>45.185</b>	<b>2:15.066 (1)</b>	<b>79.13</b>		<b>15:58:55.434</b>

P8 12 F400_S Kade WATT		Kawasaki NINJA 400 - 3D Racing				
IDEAL LAP TIME : 2:15.864		BEST LAP TIME : 2:15.878		DIFFERENCE : 0.014		
LAP	SECTOR 1	SECTOR 2	LAP TIME	MPH	DIFF	TIME OF DAY
1 -		45.584	2:23.538	74.46	7.660	15:49:51.158
2 -	1:30.991	45.654	2:16.645	78.21	0.767	15:52:07.803
3 -	1:31.266	45.376	2:16.642 (3)	78.21	0.764	15:54:24.445
4 -	<b>1:30.539</b>	45.339	<b>2:15.878 (1)</b>	<b>78.65</b>		<b>15:56:40.323</b>
5 -	1:30.739	<b>45.325</b>	2:16.064 (2)	78.55	0.186	15:58:56.387

P9 21 F400_M Alan WATSON		Kawasaki ZXR 400 - Watson Racing				
IDEAL LAP TIME : 2:19.082		BEST LAP TIME : 2:19.339		DIFFERENCE : 0.257		
LAP	SECTOR 1	SECTOR 2	LAP TIME	MPH	DIFF	TIME OF DAY
1 -		<b>46.347</b>	2:26.799	72.80	7.460	15:49:54.419
2 -	1:33.533	46.387	2:19.920 (2)	76.38	0.581	15:52:14.339
3 -	<b>1:32.735</b>	46.604	<b>2:19.339 (1)</b>	<b>76.70</b>		<b>15:54:33.678</b>
4 -	1:33.870	46.885	2:20.755 (3)	75.93	1.416	15:56:54.433
5 -	1:33.923	46.917	2:20.840	75.88	1.501	15:59:15.273

P10 189 RMT Sebastian BARAN		Suzuki SV650 -				
IDEAL LAP TIME : 2:12.742		BEST LAP TIME : 2:12.742		DIFFERENCE : 0.000		
LAP	SECTOR 1	SECTOR 2	LAP TIME	MPH	DIFF	TIME OF DAY
1 -		45.101	2:53.540	61.58	40.798	15:50:21.160
2 -	1:29.773	44.781	2:14.554	79.43	1.812	15:52:35.714
3 -	1:28.583	45.051	2:13.634 (3)	79.98	0.892	15:54:49.348
4 -	1:28.880	44.598	2:13.478 (2)	80.07	0.736	15:57:02.826
5 -	<b>1:28.565</b>	<b>44.177</b>	<b>2:12.742 (1)</b>	<b>80.51</b>		<b>15:59:15.568</b>

P11 81 F400_S/F Ollie SIMS		Kawasaki NINJA 400 - Motorbodies Weston Ltd				
IDEAL LAP TIME : 2:22.520		BEST LAP TIME : 2:23.024		DIFFERENCE : 0.504		
LAP	SECTOR 1	SECTOR 2	LAP TIME	MPH	DIFF	TIME OF DAY
1 -		<b>46.833</b>	2:28.587	71.93	5.563	15:49:56.207
2 -	1:35.731	47.669	2:23.400 (2)	74.53	0.376	15:52:19.607
3 -	<b>1:35.687</b>	47.337	<b>2:23.024 (1)</b>	<b>74.72</b>		<b>15:54:42.631</b>
4 -	1:36.247	47.450	2:23.697	74.37	0.673	15:57:06.328
5 -	1:36.126	47.321	2:23.447 (3)	74.50	0.423	15:59:29.775

P12 237 RMT Tim WOOD		Suzuki SV650 - Hel Performance				
IDEAL LAP TIME : 2:17.605		BEST LAP TIME : 2:18.447		DIFFERENCE : 0.842		
LAP	SECTOR 1	SECTOR 2	LAP TIME	MPH	DIFF	TIME OF DAY
1 -		<b>45.970</b>	2:56.000	60.72	37.553	15:50:23.620
2 -	1:32.302	46.188	2:18.490 (2)	77.17	0.043	15:52:42.110
3 -	1:33.034	46.124	2:19.158	76.80	0.711	15:55:01.268
4 -	<b>1:31.635</b>	46.812	<b>2:18.447 (1)</b>	<b>77.19</b>		<b>15:57:19.715</b>
5 -	1:32.598	45.985	2:18.583 (3)	77.12	0.136	15:59:38.298

# BMCRC - MRO Championships 2024 - Rnd 3 @ Snetterton 300

## Rookie Minitwins & BMCRC Formula 400

### RACE 10 - SECTOR ANALYSIS



SECTOR 1 = FL to I1, SECTOR 2 = I1 to FL, DIFF = Difference To Personal Best Lap, P = Crossed Finish Line in Pit Lane, D = Time Disallowed

P13 30 RMT David LUFF		Suzuki SV650 - ATP Motorsport/Sarah O'Neill				
IDEAL LAP TIME : 2:16.346		BEST LAP TIME : 2:16.346		DIFFERENCE : 0.000		
LAP	SECTOR 1	SECTOR 2	LAP TIME	MPH	DIFF	TIME OF DAY
1 -		46.972	2:58.535	59.86	42.189	15:50:26.155
2 -	1:31.823	46.855	2:18.678 (3)	77.07	2.332	15:52:44.833
3 -	1:31.832	46.647	2:18.479 (2)	77.18	2.133	15:55:03.312
4 -	1:32.272	46.473	2:18.745	77.03	2.399	15:57:22.057
5 -	<b>1:30.306</b>	<b>46.040</b>	<b>2:16.346 (1)</b>	<b>78.38</b>		<b>15:59:38.403</b>

P14 75 RMT Tom SVENSEN		Suzuki SV650 - Team TSR - HCL Carsales - RG racing				
IDEAL LAP TIME : 2:17.087		BEST LAP TIME : 2:17.087		DIFFERENCE : 0.000		
LAP	SECTOR 1	SECTOR 2	LAP TIME	MPH	DIFF	TIME OF DAY
1 -		46.900	2:58.560	59.85	41.473	15:50:26.180
2 -	1:32.395	46.208	2:18.603 (3)	77.11	1.516	15:52:44.783
3 -	1:32.289	46.280	2:18.569 (2)	77.13	1.482	15:55:03.352
4 -	1:32.249	46.507	2:18.756	77.02	1.669	15:57:22.108
5 -	<b>1:31.806</b>	<b>45.281</b>	<b>2:17.087 (1)</b>	<b>77.96</b>		<b>15:59:39.195</b>

P15 14 RMT George DAVIES		Suzuki SV650 - J Clay Fitness / Fresh Inkz Tattoo Studio's				
IDEAL LAP TIME : 2:18.420		BEST LAP TIME : 2:18.420		DIFFERENCE : 0.000		
LAP	SECTOR 1	SECTOR 2	LAP TIME	MPH	DIFF	TIME OF DAY
1 -		47.831	3:02.110	58.69	43.690	15:50:29.730
2 -	1:33.490	47.043	2:20.533	76.05	2.113	15:52:50.263
3 -	1:31.880	46.962	2:18.842 (2)	76.98	0.422	15:55:09.105
4 -	<b>1:31.694</b>	<b>46.726</b>	<b>2:18.420 (1)</b>	<b>77.21</b>		<b>15:57:27.525</b>
5 -	1:32.765	46.777	2:19.542 (3)	76.59	1.122	15:59:47.067

P16 166 RMT Ben KING		Suzuki SV650 -				
IDEAL LAP TIME : 2:17.634		BEST LAP TIME : 2:17.634		DIFFERENCE : 0.000		
LAP	SECTOR 1	SECTOR 2	LAP TIME	MPH	DIFF	TIME OF DAY
1 -		48.147	3:01.529	58.87	43.895	15:50:29.149
2 -	1:34.128	47.696	2:21.824	75.36	4.190	15:52:50.973
3 -	1:32.439	46.957	2:19.396 (2)	76.67	1.762	15:55:10.369
4 -	1:32.557	47.129	2:19.686 (3)	76.51	2.052	15:57:30.055
5 -	<b>1:31.121</b>	<b>46.513</b>	<b>2:17.634 (1)</b>	<b>77.65</b>		<b>15:59:47.689</b>

P17 122 RMT James EGGINTON		Suzuki SV650 - Advance Computer Services - www.ACS.co.uk				
IDEAL LAP TIME : 2:18.261		BEST LAP TIME : 2:18.261		DIFFERENCE : 0.000		
LAP	SECTOR 1	SECTOR 2	LAP TIME	MPH	DIFF	TIME OF DAY
1 -		47.528	3:01.186	58.98	42.925	15:50:28.806
2 -	1:33.669	47.710	2:21.379	75.59	3.118	15:52:50.185
3 -	1:33.152	46.472	2:19.624 (2)	76.54	1.363	15:55:09.809
4 -	1:32.817	47.053	2:19.870 (3)	76.41	1.609	15:57:29.679
5 -	<b>1:32.424</b>	<b>45.837</b>	<b>2:18.261 (1)</b>	<b>77.30</b>		<b>15:59:47.940</b>

P18 55 F400_S/F Magnus MANSON-CHUBB		KAWASAKI ZXR400L -				
IDEAL LAP TIME : 2:25.604		BEST LAP TIME : 2:25.604		DIFFERENCE : 0.000		
LAP	SECTOR 1	SECTOR 2	LAP TIME	MPH	DIFF	TIME OF DAY
1 -		49.125	2:32.455	70.10	6.851	15:50:00.075
2 -	1:37.794	49.092	2:26.886 (2)	72.76	1.282	15:52:26.961
3 -	<b>1:37.607</b>	<b>47.997</b>	<b>2:25.604 (1)</b>	<b>73.40</b>		<b>15:54:52.565</b>
4 -	1:39.863	49.422	2:29.285	71.59	3.681	15:57:21.850
5 -	1:38.420	49.065	2:27.485 (3)	72.46	1.881	15:59:49.335

# BMCRC - MRO Championships 2024 - Rnd 3 @ Snetterton 300

## Rookie Minitwins & BMCRC Formula 400

### RACE 10 - SECTOR ANALYSIS



SECTOR 1 = FL to I1, SECTOR 2 = I1 to FL, DIFF = Difference To Personal Best Lap, P = Crossed Finish Line in Pit Lane, D = Time Disallowed

P19 62 RMT Max PRIESTLEY		Suzuki SV650 - Mum and Dad				
IDEAL LAP TIME : 2:20.432		BEST LAP TIME : 2:20.724		DIFFERENCE : 0.292		
LAP	SECTOR 1	SECTOR 2	LAP TIME	MPH	DIFF	TIME OF DAY
1 -		48.041	3:05.777	57.53	45.053	15:50:33.397
2 -	1:34.879	48.045	2:22.924 (3)	74.78	2.200	15:52:56.321
3 -	<b>1:33.412</b>	47.774	2:21.186 (2)	75.70	0.462	15:55:17.507
4 -	1:33.704	<b>47.020</b>	<b>2:20.724 (1)</b>	<b>75.95</b>		<b>15:57:38.231</b>
5 -	1:34.916	48.506	2:23.422	74.52	2.698	16:00:01.653

P20 113 RMT Phil ROODT		Suzuki SV650 - Carter Thorne Carpets and flooring 2018 ltd				
IDEAL LAP TIME : 2:22.386		BEST LAP TIME : 2:22.541		DIFFERENCE : 0.155		
LAP	SECTOR 1	SECTOR 2	LAP TIME	MPH	DIFF	TIME OF DAY
1 -		48.220	3:01.907	58.75	39.366	15:50:29.527
2 -	1:34.734	<b>47.807</b>	<b>2:22.541 (1)</b>	<b>74.98</b>		<b>15:52:52.068</b>
3 -	1:35.843	49.406	2:25.249	73.58	2.708	15:55:17.317
4 -	1:34.599	48.782	2:23.381 (3)	74.54	0.840	15:57:40.698
5 -	<b>1:34.579</b>	48.499	2:23.078 (2)	74.70	0.537	16:00:03.776

P21 213 RMT Paul WRIGHT		Suzuki SV650 -				
IDEAL LAP TIME : 2:26.313		BEST LAP TIME : 2:26.313		DIFFERENCE : 0.000		
LAP	SECTOR 1	SECTOR 2	LAP TIME	MPH	DIFF	TIME OF DAY
1 -		48.723	3:04.964	57.78	38.651	15:50:32.584
2 -	1:37.990	48.961	2:26.951 (2)	72.73	0.638	15:52:59.535
3 -	1:38.645	50.469	2:29.114	71.67	2.801	15:55:28.649
4 -	1:38.636	50.413	2:29.049 (3)	71.70	2.736	15:57:57.698
5 -	<b>1:37.950</b>	<b>48.363</b>	<b>2:26.313 (1)</b>	<b>73.04</b>		<b>16:00:24.011</b>

P22 173 RMT Alex BUCHANAN		Suzuki SV650 - novus resourcing				
IDEAL LAP TIME : 2:25.240		BEST LAP TIME : 2:26.887		DIFFERENCE : 1.647		
LAP	SECTOR 1	SECTOR 2	LAP TIME	MPH	DIFF	TIME OF DAY
1 -		50.480	3:06.767	57.22	39.880	15:50:34.387
2 -	1:36.924	49.963	<b>2:26.887 (1)</b>	<b>72.76</b>		<b>15:53:01.274</b>
3 -	<b>1:36.137</b>	50.803	2:26.940 (2)	72.73	0.053	15:55:28.214
4 -	1:38.410	50.928	2:29.338	71.56	2.451	15:57:57.552
5 -	1:37.903	<b>49.103</b>	2:27.006 (3)	72.70	0.119	16:00:24.558

P23 57 F400_S Richard BUCKHAM		Kawasaki NINJA 400 -				
IDEAL LAP TIME : 2:38.515		BEST LAP TIME : 2:38.515		DIFFERENCE : 0.000		
LAP	SECTOR 1	SECTOR 2	LAP TIME	MPH	DIFF	TIME OF DAY
1 -		53.150	2:44.918	64.80	6.403	15:50:12.538
2 -	1:45.922	54.401	2:40.323 (3)	66.66	1.808	15:52:52.861
3 -	1:45.790	54.342	2:40.132 (2)	66.74	1.617	15:55:32.993
4 -	<b>1:45.409</b>	<b>53.106</b>	<b>2:38.515 (1)</b>	<b>67.42</b>		<b>15:58:11.508</b>

P24 78 RMT Stuart LEEK		Suzuki SV650 -				
IDEAL LAP TIME : 2:37.051		BEST LAP TIME : 2:37.406		DIFFERENCE : 0.355		
LAP	SECTOR 1	SECTOR 2	LAP TIME	MPH	DIFF	TIME OF DAY
1 -		53.786	3:20.577	53.28	43.171	15:50:48.197
2 -	1:46.329	54.904	2:41.233 (3)	66.28	3.827	15:53:29.430
3 -	1:45.614	<b>53.298</b>	2:38.912 (2)	67.25	1.506	15:56:08.342
4 -	<b>1:43.753</b>	53.653	<b>2:37.406 (1)</b>	<b>67.90</b>		<b>15:58:45.748</b>

# BMCRC - MRO Championships 2024 - Rnd 3 @ Snetterton 300

## Rookie Minitwins & BMCRC Formula 400

### RACE 10 - SECTOR ANALYSIS



SECTOR 1 = FL to I1, SECTOR 2 = I1 to FL, DIFF = Difference To Personal Best Lap, P = Crossed Finish Line in Pit Lane, D = Time Disallowed

P25 251 RMT Craig FERRIS		Suzuki SV650 - IMP Racing				
IDEAL LAP TIME : 2:37.975		BEST LAP TIME : 2:37.975		DIFFERENCE : 0.000		
LAP	SECTOR 1	SECTOR 2	LAP TIME	MPH	DIFF	TIME OF DAY
1 -		53.395	3:18.944	53.72	40.969	15:50:46.564
2 -	1:47.352	55.456	2:42.808 (3)	65.64	4.833	15:53:29.372
3 -	1:46.699	53.431	2:40.130 (2)	66.74	2.155	15:56:09.502
4 -	<b>1:45.270</b>	<b>52.705</b>	<b>2:37.975 (1)</b>	<b>67.65</b>		<b>15:58:47.477</b>

P26 73 F400_M Colvin TURNER		Yamaha TZR250 -				
IDEAL LAP TIME : 2:22.151		BEST LAP TIME : 2:23.470		DIFFERENCE : 1.319		
LAP	SECTOR 1	SECTOR 2	LAP TIME	MPH	DIFF	TIME OF DAY
1 -		<b>46.736</b>	2:28.087	72.17	4.617	15:49:55.707
2 -	1:35.716	48.868	2:24.584 (3)	73.92	1.114	15:52:20.291
3 -	1:35.817	47.665	2:23.482 (2)	74.49	0.012	15:54:43.773
4 -	<b>1:35.415</b>	48.055	<b>2:23.470 (1)</b>	<b>74.49</b>		<b>15:57:07.243</b>

P27 998 RMT Ben RYBICKI		Suzuki SV650 - Car events Diamondbrite				
IDEAL LAP TIME : 2:25.940		BEST LAP TIME : 2:27.523		DIFFERENCE : 1.583		
LAP	SECTOR 1	SECTOR 2	LAP TIME	MPH	DIFF	TIME OF DAY
1 -		<b>49.187</b>	3:06.538	57.29	39.015	15:50:34.158
2 -	1:37.909	49.614	<b>2:27.523 (1)</b>	<b>72.45</b>		<b>15:53:01.681</b>
3 -	<b>1:36.753</b>	50.987	2:27.740 (2)	72.34	0.217	15:55:29.421
4 -	1:37.406	50.954	2:28.360 (3)	72.04	0.837	15:57:57.781

# BMCRC - MRO Championships 2024 - Rnd 3 @ Snetterton 300

## Rookie Minitwins & BMCRC Formula 400

### RACE 10 - BEST SECTORS

SECTOR 1			SECTOR 2			IDEAL / BEST COMPARISON						
POS	NO	NAME	TIME	NO	NAME	TIME	POS	NO	NAME	IDEAL	BEST	DIFF
									<b>PERFECT LAP</b>	<b>2:06.209</b>		
1	2	GILL	1:24.337	2	GILL	41.872	1	2	GILL	2:06.209	2:06.209	0.000
2	15	SMITH	1:27.761	15	SMITH	42.914	2	15	SMITH	2:10.675	2:11.275	0.600
3	189	BARAN	1:28.565	189	BARAN	44.177	3	189	BARAN	2:12.742	2:12.742	0.000
4	17	BATE	1:28.768	67	HARVEY	44.214	4	67	HARVEY	2:13.204	2:13.422	0.218
5	67	HARVEY	1:28.990	115	DONKERSLEY	44.246	5	115	DONKERSLEY	2:13.423	2:13.611	0.188
6	115	DONKERSLEY	1:29.177	90	RAPA	44.449	6	17	BATE	2:13.533	2:13.533	0.000
7	26	LEE	1:29.881	17	BATE	44.765	7	90	RAPA	2:14.369	2:14.369	0.000
8	90	RAPA	1:29.920	26	LEE	45.185	8	26	LEE	2:15.066	2:15.066	0.000
9	30	LUFF	1:30.306	75	SVENSEN	45.281	9	12	WATT	2:15.864	2:15.878	0.014
10	12	WATT	1:30.539	12	WATT	45.325	10	30	LUFF	2:16.346	2:16.346	0.000
11	166	KING	1:31.121	122	EGGINTON	45.837	11	75	SVENSEN	2:17.087	2:17.087	0.000
12	237	WOOD	1:31.635	237	WOOD	45.970	12	237	WOOD	2:17.605	2:18.447	0.842
13	14	DAVIES	1:31.694	30	LUFF	46.040	13	166	KING	2:17.634	2:17.634	0.000
14	75	SVENSEN	1:31.806	21	WATSON	46.347	14	122	EGGINTON	2:18.261	2:18.261	0.000
15	122	EGGINTON	1:32.424	166	KING	46.513	15	14	DAVIES	2:18.420	2:18.420	0.000
16	21	WATSON	1:32.735	14	DAVIES	46.726	16	21	WATSON	2:19.082	2:19.339	0.257
17	62	PRIESTLEY	1:33.412	73	TURNER	46.736	17	62	PRIESTLEY	2:20.432	2:20.724	0.292
18	113	ROODT	1:34.579	81	SIMS	46.833	18	73	TURNER	2:22.151	2:23.470	1.319
19	73	TURNER	1:35.415	62	PRIESTLEY	47.020	19	113	ROODT	2:22.386	2:22.541	0.155
20	81	SIMS	1:35.687	113	ROODT	47.807	20	81	SIMS	2:22.520	2:23.024	0.504
21	173	BUCHANAN	1:36.137	55	MANSON-CHUBB	47.997	21	173	BUCHANAN	2:25.240	2:26.887	1.647
22	998	RYBICKI	1:36.753	213	WRIGHT	48.363	22	55	MANSON-CHUBB	2:25.604	2:25.604	0.000
23	55	MANSON-CHUBB	1:37.607	173	BUCHANAN	49.103	23	998	RYBICKI	2:25.940	2:27.523	1.583
24	213	WRIGHT	1:37.950	998	RYBICKI	49.187	24	213	WRIGHT	2:26.313	2:26.313	0.000
25	78	LEEK	1:43.753	251	FERRIS	52.705	25	78	LEEK	2:37.051	2:37.406	0.355
26	251	FERRIS	1:45.270	57	BUCKHAM	53.106	26	251	FERRIS	2:37.975	2:37.975	0.000
27	57	BUCKHAM	1:45.409	78	LEEK	53.298	27	57	BUCKHAM	2:38.515	2:38.515	0.000
28												
29												

# BMCRC - MRO Championships 2024 - Rnd 3 @ Snetterton 300

## Rookie Minitwins & BMCRC Formula 400

### RACE 10 - STATISTICS

**Competitors Started** 27  
**Planned Start** 2024-05-04 @ 15:30:00.000  
**Actual Start** 2024-05-04 @ 15:47:27.619  
**Finish Time** 2024-05-04 @ 15:58:09.833  
**Track Length** 2.9689mi.  
**Total Laps** 130  
**Total Distance Covered** 385.9585mi.

#### Session Fastest Lap History

NO	CL	NAME	LAP TIME	TIME OF DAY	LAP	VEHICLE
2	F400_M	Andrew GILL	<b>2:06.209</b>	15:51:45.393	2	Kawasaki ZXR400

#### Session Leader History

NO	CL	NAME	FROM LAP	LAPS LED	DISTANCE	VEHICLE
2	F400_M	Andrew GILL	1	5	14.84 miles	Kawasaki ZXR400

#### Flag History

TYPE	TIME OF DAY
GREEN	15:47:27.619
FINISH	15:58:09.833

#### Flag Statistics

TYPE	COUNT	TOTAL LAPS	TOTAL TIME
Green	1	5	13:26.518
Red	0	0	0.000
Safety Car	0	0	0.000
FCY	0	0	0.000



# BMCRC - MRO Championships 2024 - Rnd 3 @ Snetterton 300

## Rookie Minitwins & BMCRC Formula 400

### RACE 10 - STATISTICS

**CLASS : F400\_M**

6 Starters

#### Fastest Lap History

NO	NAME	LAP TIME	TIME OF DAY	LAP	VEHICLE
2	Andrew GILL	<b>2:06.209</b>	15:51:45.393	2	Kawasaki ZXR400

#### Leader History

NO	NAME	FROM LAP	LAPS LED	DISTANCE	VEHICLE
2	Andrew GILL	1	5	14.84 miles	Kawasaki ZXR400

# BMCRC - MRO Championships 2024 - Rnd 3 @ Snetterton 300

## Rookie Minitwins & BMCRC Formula 400

### RACE 10 - STATISTICS

CLASS : F400\_S

5 Starters

#### Fastest Lap History

NO	NAME	LAP TIME	TIME OF DAY	LAP	VEHICLE
90	Steve RAPA	2:17.052	15:52:06.911	2	Honda RVF400 (BRUCE)
12	Kade WATT	2:16.645	15:52:07.826	2	Kawasaki NINJA 400
26	Damian LEE	2:15.845	15:52:08.341	2	Yamaha TZR 250
17	Freddie BATE	2:14.495	15:54:24.437	3	Kawasaki ZXR400
90	Steve RAPA	2:14.369	15:56:37.158	4	Honda RVF400 (BRUCE)
17	Freddie BATE	2:14.042	15:56:38.469	4	Kawasaki ZXR400
17	Freddie BATE	2:13.533	15:58:52.002	5	Kawasaki ZXR400

#### Leader History

NO	NAME	FROM LAP	LAPS LED	DISTANCE	VEHICLE
90	Steve RAPA	1	4	11.87 miles	Honda RVF400 (BRUCE)
17	Freddie BATE	5	1	2.96 miles	Kawasaki ZXR400

# BMCRC - MRO Championships 2024 - Rnd 3 @ Snetterton 300

## Rookie Minitwins & BMCRC Formula 400

### RACE 10 - STATISTICS

CLASS : F400\_S/R

2 Starters

#### Fastest Lap History

NO	NAME	LAP TIME	TIME OF DAY	LAP	VEHICLE
81	Ollie SIMS	<b>2:23.400</b>	15:52:19.614	2	Kawasaki NINJA 400
81	Ollie SIMS	<b>2:23.024</b>	15:54:42.640	3	Kawasaki NINJA 400

#### Leader History

NO	NAME	FROM LAP	LAPS LED	DISTANCE	VEHICLE
81	Ollie SIMS	1	5	14.84 miles	Kawasaki NINJA 400

# BMCRC - MRO Championships 2024 - Rnd 3 @ Snetterton 300

## Rookie Minitwins & BMCRC Formula 400

### RACE 10 - STATISTICS

CLASS : RMT

14 Starters

#### Fastest Lap History

NO	NAME	LAP TIME	TIME OF DAY	LAP	VEHICLE
189	Sebastian BARAN	2:14.554	15:52:35.715	2	Suzuki SV650
189	Sebastian BARAN	2:13.634	15:54:49.351	3	Suzuki SV650
189	Sebastian BARAN	2:13.478	15:57:02.829	4	Suzuki SV650
189	Sebastian BARAN	2:12.742	15:59:15.570	5	Suzuki SV650

#### Leader History

NO	NAME	FROM LAP	LAPS LED	DISTANCE	VEHICLE
189	Sebastian BARAN	1	5	14.84 miles	Suzuki SV650

# BMCRC - MRO Championships 2024 - Rnd 3 @ Snetterton 300

## Rookie Minitwins & BMCRC Formula 400


### RACE 21 - GRID (5 Laps)

ROW 11	33	46	Richard HODGES	2:37.975	32	251	Craig FERRIS	2:37.406	31	78	Stuart LEEK
ROW 10	30	998	Ben RYBICKI	2:27.523	29	173	Alex BUCHANAN	2:26.887	28	213	Paul WRIGHT
ROW 9	27	113	Phil ROODT	2:22.541	26	62	Max PRIESTLEY	2:20.724	25	237	Tim WOOD
ROW 8	24	14	George DAVIES	2:18.420	23	122	James EGGINTON	2:18.261	22	166	Ben KING
ROW 7	21	75	Tom SVENSEN	2:17.087	20	30	David LUFF	2:16.346	19	189	Sebastian BARAN
ROW 6	18				17				16		
ROW 5	15				14	24	Harley GODZISZ	2:38.515	13	57	Richard BUCKHAM
ROW 4	12	55	Magnus MANSON-CHUBB	2:25.604	11	73	Colvin TURNER	2:23.470	10	81	Ollie SIMS
ROW 3	9	21	Alan WATSON	2:19.339	8	12	Kade WATT	2:15.878	7	26	Damian LEE
ROW 2	6	90	Steve RAPA	2:14.369	5	115	Jake DONKERSLEY	2:13.611	4	17	Freddie BATE
ROW 1	3	67	Simon HARVEY	2:13.422	2	15	Nick SMITH	2:11.275	1	2	Andrew GILL

**Pole**

These results are provisional until the conclusion of any judicial and technical matters.

Snetterton 300: 2.9689 miles

Clerk Of Course:	Stewards:	Timekeeper:	<i>Craig Smith</i>	
------------------	-----------	-------------	--------------------	---

Results can be found at [www.tsl-timing.com](http://www.tsl-timing.com)

Printed - 16:09 Saturday, 04 May 2024



# BMCRC - MRO Championships 2024 - Rnd 3 @ Snetterton 300

## Rookie Minitwins & BMCRC Formula 400

### RACE 21 - CLASSIFICATION

Race Distance: 4 Laps / 11.87 miles



POS	NO	CL	PIC	NAME	ENTRY	LAPS	TIME	GAP	DIFF	MPH	BEST	ON	GRD	↑↓
1	2	F400_M	1	Andrew GILL	Kawasaki ZXR400 -	4	8:37.556			82.60	2:07.535	3	1	0
2	15	F400_M	2	Nick SMITH	Kawasaki ZXR400 - Hi-Precision Engineering Ltd	4	8:48.045	10.489	10.489	80.96	2:09.422	2	2	0
3	115	F400_M	3	Jake DONKERSLEY	Honda VFR400 NC30 -	4	9:00.933	23.377	12.888	79.03	2:12.215	3	5	2
4	17	F400_S	1	Freddie BATE	Kawasaki ZXR400 - hartjay	4	9:02.839	25.283	1.906	78.75	2:12.988	4	4	0
5	90	F400_S	2	Steve RAPA	Honda RVF400 (BRUCE) - My Own Fair Hands	4	9:12.464	34.908	9.625	77.38	2:15.779	2	6	1
6	21	F400_M	4	Alan WATSON	Kawasaki ZXR 400 - Watson Racing	4	9:13.273	35.717	0.809	77.27	2:15.522	4	9	3
7	12	F400_S	3	Kade WATT	Kawasaki NINJA 400 - 3D Racing	4	9:13.880	36.324	0.607	77.18	2:15.632	4	8	1
8	67	F400_M	5	Simon HARVEY	Kawasaki ZX4RR - Retirement Fund Racing	4	9:14.522	36.966	0.642	77.09	2:16.058	4	3	-5
9	26	F400_S	4	Damian LEE	Yamaha TZR 250 - Leed Autos	4	9:15.230	37.674	0.708	76.99	2:15.996	4	7	-2
10	189	RMT	1	Sebastian BARAN	Suzuki SV650 -	4	9:29.847	52.291	14.617	75.02	2:12.691	2	15	5
11	237	RMT	2	Tim WOOD	Suzuki SV650 - Hel Performance	4	9:35.059	57.503	5.212	74.34	2:13.315	4	21	10
12	122	RMT	3	James EGGINTON	Suzuki SV650 - Advance Computer Services - www.ACS.co.i	4	9:36.156	58.600	1.097	74.20	2:13.492	4	19	7
13	55	F400_S/R	1	Magnus MANSON-CHUBB	KAWASAKI ZXR400L -	4	9:37.998	1:00.442	1.842	73.96	2:22.848	2	12	-1
14	81	F400_S/R	2	Ollie SIMS	Kawasaki NINJA 400 - Motorbodies Weston Ltd	4	9:38.822	1:01.266	0.824	73.86	2:22.039	4	10	-4
15	166	RMT	4	Ben KING	Suzuki SV650 -	4	9:50.622	1:13.066	11.800	72.38	2:17.881	3	18	3
16	75	RMT	5	Tom SVENSEN	Suzuki SV650 - Team TSR - HCL Carsales - RG racing	4	9:50.704	1:13.148	0.082	72.37	2:15.636	4	17	1
17	30	RMT	6	David LUFF	Suzuki SV650 - ATP Motorsport/Sarah O'Neill	4	9:57.521	1:19.965	6.817	71.54	2:19.794	2	16	-1
18	14	RMT	7	George DAVIES	Suzuki SV650 - J Clay Fitness / Fresh Inkz Tattoo Studio's	4	9:58.203	1:20.647	0.682	71.46	2:19.638	4	20	2
19	62	RMT	8	Max PRIESTLEY	Suzuki SV650 - Mum and Dad	4	10:04.008	1:26.452	5.805	70.78	2:20.119	4	22	3
20	113	RMT	9	Phil ROODT	Suzuki SV650 - Carter Thorne Carpets and flooring 2018 ltd	4	10:05.178	1:27.622	1.170	70.64	2:21.431	3	23	3
21	173	RMT	10	Alex BUCHANAN	Suzuki SV650 - novus resourcing	4	10:13.040	1:35.484	7.862	69.73	2:22.709	4	25	4
22	213	RMT	11	Paul WRIGHT	Suzuki SV650 -	4	10:22.137	1:44.581	9.097	68.71	2:26.206	2	24	2
23	251	RMT	12	Craig FERRIS	Suzuki SV650 - IMP Racing	4	11:18.473	2:40.917	56.336	63.01	2:39.665	3	28	5

#### NOT CLASSIFIED

DNF	73	F400_M		Colvin TURNER	Yamaha TZR250 -	2	4:52.551	2 Laps	2 Laps	73.06	2:23.672	2	11	
DNF	998	RMT		Ben RYBICKI	Suzuki SV650 - Car events Diamondbrite	2	5:29.300	2 Laps	36.749	64.91	2:24.785	2	26	
DNF	78	RMT		Stuart LEEK	Suzuki SV650 -	0							27	

#### FASTEST LAP

2	F400_M	Andrew GILL	Kawasaki ZXR400 -	3	2:07.535	83.80 mph	134.87 kph
189	RMT	Sebastian BARAN	Suzuki SV650 -	2	2:12.691	80.54 mph	129.63 kph
17	F400_S	Freddie BATE	Kawasaki ZXR400 - hartjay	4	2:12.988	80.36 mph	129.34 kph
81	F400_S/R	Ollie SIMS	Kawasaki NINJA 400 - Motorbodies Weston Ltd	4	2:22.039	75.24 mph	121.09 kph

#### Comments:

Class F400\_M - 92.5% of Race Speed = 76.40 mph  
 Class F400\_S - 92.5% of Race Speed = 72.84 mph  
 Class RMT - 92.5% of Race Speed = 69.39 mph  
 Class F400\_S/R - 92.5% of Race Speed = 68.41 mph

Weather / Track : Cloudy / Dry

Date: 05/05/2024 Start: 09:35 Finish: 09:43  
 Snetterton 300: 2.9689 miles

These results are provisional until the conclusion of any judicial and technical matters.

Clerk Of Course:	Stewards:	Timekeeper:	<i>Craig Smith</i>	
------------------	-----------	-------------	--------------------	--

Results can be found at [www.tsl-timing.com](http://www.tsl-timing.com)

Printed - 09:47 Sunday, 05 May 2024



# BMCRC - MRO Championships 2024 - Rnd 3 @ Snetterton 300

## Rookie Minitwins & BMCRC Formula 400

### RACE 21 - LAP CHART

LAP 1 @ 09:37:34.218			LAP 2 @ 09:39:41.970			LAP 3 @ 09:41:49.505			LAP 4 @ 09:43:58.350		
NO	BEHIND	LAP TIME	NO	BEHIND	LAP TIME	NO	BEHIND	LAP TIME	NO	BEHIND	LAP TIME
2		2:13.424	2		2:07.752	2		2:07.535	2		2:08.845
15	3.139	2:16.563	15	4.809	2:09.422	15	8.210	2:10.936	15	10.489	2:11.124
17	8.855	2:22.279	115	14.862	2:13.055	115	19.542	2:12.215	115	23.377	2:12.680
115	9.559	2:22.983	17	15.681	2:14.578	17	21.140	2:12.994	17	25.283	2:12.988
67	9.741	2:23.165	90	18.666	2:15.779	90	27.086	2:15.955	90	34.908	2:16.667
90	10.639	2:24.063	67	19.340	2:17.351	21	29.040	2:16.956	21	35.717	2:15.522
12	10.798	2:24.222	21	19.619	2:16.498	12	29.537	2:16.789	12	36.324	2:15.632
21	10.873	2:24.297	12	20.283	2:17.237	67	29.753	2:17.948	67	36.966	2:16.058
26	11.341	2:24.765	26	21.359	2:17.770	26	30.523	2:16.699	26	37.674	2:15.996
55	14.230	2:27.654	55	29.326	2:22.848	55	45.532	2:23.741	189	52.291	2:13.323
73	15.455	2:28.879	73	31.375	2:23.672	189	47.813	2:14.134	237	57.503	2:13.315
81	17.496	2:30.920	81	33.515	2:23.771	81	48.072	2:22.092	122	58.600	2:13.492
189	36.275	2:49.699	189	41.214	2:12.691	237	53.033	2:14.121	55	1:00.442	2:23.755
122	38.280	2:51.704	122	46.266	2:15.738	122	53.953	2:15.222	81	1:01.266	2:22.039
237	38.617	2:52.041	237	46.447	2:15.582	166	1:03.049	2:17.881	166	1:13.066	2:18.862
166	40.433	2:53.857	166	52.703	2:20.022	75	1:06.357	2:20.434	75	1:13.148	2:15.636
30	41.468	2:54.892	75	53.458	2:18.320	30	1:06.506	2:20.531	30	1:19.965	2:22.304
75	42.890	2:56.314	30	53.510	2:19.794	14	1:09.854	2:21.197	14	1:20.647	2:19.638
14	44.048	2:57.472	14	56.192	2:19.896	113	1:14.846	2:21.431	62	1:26.452	2:20.119
213	46.966	3:00.390	113	1:00.950	2:21.669	62	1:15.178	2:21.632	113	1:27.622	2:21.621
113	47.033	3:00.457	62	1:01.081	2:20.915	173	1:21.620	2:24.877	173	1:35.484	2:22.709
62	47.918	3:01.342	173	1:04.278	2:23.360	213	1:25.976	2:28.091	213	1:44.581	2:27.450
173	48.670	3:02.094	213	1:05.420	2:26.206	251	2:08.152	2:39.665	251	2:40.917	2:41.610
998	51.091	3:04.515	998	1:08.124	2:24.785						
251	1:02.095	3:15.519	251	1:36.022	2:41.679						

# BMCRC - MRO Championships 2024 - Rnd 3 @ Snetterton 300

## Rookie Minitwins & BMCRC Formula 400

### RACE 21 - POSITION CHART

No	Name	Lap Pos	Lap			
			1	2	3	4
2	GILL	1	2	2	2	2
15	SMITH	2	15	15	15	15
67	HARVEY	3	17	115	115	115
17	BATE	4	115	17	17	17
115	DONKERSLEY	5	67	90	90	90
90	RAPA	6	90	67	21	21
26	LEE	7	12	21	12	12
12	WATT	8	21	12	67	67
21	WATSON	9	26	26	26	26
81	SIMS	10	55	55	55	189
73	TURNER	11	73	73	189	237
55	MANSON-CHUBB	12	81	81	81	122
189	BARAN	13	189	189	237	55
30	LUFF	14	122	122	122	81
75	SVENSEN	15	237	237	166	166
166	KING	16	166	166	75	75
122	EGGINTON	17	30	75	30	30
14	DAVIES	18	75	30	14	14
237	WOOD	19	14	14	113	62
62	PRIESTLEY	20	213	113	62	113
113	ROODT	21	113	62	173	173
213	WRIGHT	22	62	173	213	213
173	BUCHANAN	23	173	213	251	251
998	RYBICKI	24	998	998		
78	LEEK	25	251	251		
251	FERRIS	26				



# BMCRC - MRO Championships 2024 - Rnd 3 @ Snetterton 300

## Rookie Minitwins & BMCRC Formula 400

### RACE 21 - SECTOR ANALYSIS



SECTOR 1 = FL to I1, SECTOR 2 = I1 to FL, DIFF = Difference To Personal Best Lap, P = Crossed Finish Line in Pit Lane, D = Time Disallowed

P1		2 F400_M Andrew GILL		Kawasaki ZXR400 -		
IDEAL LAP TIME : 2:07.470		BEST LAP TIME : 2:07.535		DIFFERENCE : 0.065		
LAP	SECTOR 1	SECTOR 2	LAP TIME	MPH	DIFF	TIME OF DAY
1 -		<b>42.604</b>	2:13.424	80.10	5.889	09:37:34.218
2 -	1:25.029	42.723	2:07.752 (2)	83.66	0.217	09:39:41.970
3 -	<b>1:24.866</b>	42.669	<b>2:07.535 (1)</b>	<b>83.80</b>		<b>09:41:49.505</b>
4 -	1:25.541	43.304	2:08.845 (3)	82.95	1.310	09:43:58.350

P2		15 F400_M Nick SMITH		Kawasaki ZXR400 - Hi-Precision Engineering Ltd		
IDEAL LAP TIME : 2:09.390		BEST LAP TIME : 2:09.422		DIFFERENCE : 0.032		
LAP	SECTOR 1	SECTOR 2	LAP TIME	MPH	DIFF	TIME OF DAY
1 -		<b>43.012</b>	2:16.563	78.26	7.141	09:37:37.357
2 -	<b>1:26.378</b>	43.044	<b>2:09.422 (1)</b>	<b>82.58</b>		<b>09:39:46.779</b>
3 -	1:27.308	43.628	2:10.936 (2)	81.62	1.514	09:41:57.715
4 -	1:27.762	43.362	2:11.124 (3)	81.51	1.702	09:44:08.839

P3		115 F400_M Jake DONKERSLEY		Honda VFR400 NC30 -		
IDEAL LAP TIME : 2:12.215		BEST LAP TIME : 2:12.215		DIFFERENCE : 0.000		
LAP	SECTOR 1	SECTOR 2	LAP TIME	MPH	DIFF	TIME OF DAY
1 -		45.107	2:22.983	74.75	10.768	09:37:43.777
2 -	1:28.722	44.333	2:13.055 (3)	80.32	0.840	09:39:56.832
3 -	<b>1:28.201</b>	<b>44.014</b>	<b>2:12.215 (1)</b>	<b>80.83</b>		<b>09:42:09.047</b>
4 -	1:28.242	44.438	2:12.680 (2)	80.55	0.465	09:44:21.727

P4		17 F400_S Freddie BATE		Kawasaki ZXR400 - hartjay		
IDEAL LAP TIME : 2:12.617		BEST LAP TIME : 2:12.988		DIFFERENCE : 0.371		
LAP	SECTOR 1	SECTOR 2	LAP TIME	MPH	DIFF	TIME OF DAY
1 -		45.251	2:22.279	75.12	9.291	09:37:43.073
2 -	1:29.854	44.724	2:14.578 (3)	79.41	1.590	09:39:57.651
3 -	<b>1:27.980</b>	45.014	2:12.994 (2)	80.36	0.006	09:42:10.645
4 -	1:28.351	<b>44.637</b>	<b>2:12.988 (1)</b>	<b>80.36</b>		<b>09:44:23.633</b>

P5		90 F400_S Steve RAPA		Honda RVF400 (BRUCE) - My Own Fair Hands		
IDEAL LAP TIME : 2:15.644		BEST LAP TIME : 2:15.779		DIFFERENCE : 0.135		
LAP	SECTOR 1	SECTOR 2	LAP TIME	MPH	DIFF	TIME OF DAY
1 -		45.930	2:24.063	74.19	8.284	09:37:44.857
2 -	<b>1:30.754</b>	45.025	<b>2:15.779 (1)</b>	<b>78.71</b>		<b>09:40:00.636</b>
3 -	1:31.065	<b>44.890</b>	2:15.955 (2)	78.61	0.176	09:42:16.591
4 -	1:31.168	45.499	2:16.667 (3)	78.20	0.888	09:44:33.258

P6		21 F400_M Alan WATSON		Kawasaki ZXR 400 - Watson Racing		
IDEAL LAP TIME : 2:15.522		BEST LAP TIME : 2:15.522		DIFFERENCE : 0.000		
LAP	SECTOR 1	SECTOR 2	LAP TIME	MPH	DIFF	TIME OF DAY
1 -		46.001	2:24.297	74.06	8.775	09:37:45.091
2 -	1:31.012	45.486	2:16.498 (2)	78.30	0.976	09:40:01.589
3 -	1:31.605	45.351	2:16.956 (3)	78.04	1.434	09:42:18.545
4 -	<b>1:30.240</b>	<b>45.282</b>	<b>2:15.522 (1)</b>	<b>78.86</b>		<b>09:44:34.067</b>

P7		12 F400_S Kade WATT		Kawasaki NINJA 400 - 3D Racing		
IDEAL LAP TIME : 2:15.632		BEST LAP TIME : 2:15.632		DIFFERENCE : 0.000		
LAP	SECTOR 1	SECTOR 2	LAP TIME	MPH	DIFF	TIME OF DAY
1 -		45.784	2:24.222	74.10	8.590	09:37:45.016
2 -	1:31.338	45.899	2:17.237 (3)	77.88	1.605	09:40:02.253
3 -	1:31.468	45.321	2:16.789 (2)	78.13	1.157	09:42:19.042
4 -	<b>1:30.415</b>	<b>45.217</b>	<b>2:15.632 (1)</b>	<b>78.80</b>		<b>09:44:34.674</b>

# BMCRC - MRO Championships 2024 - Rnd 3 @ Snetterton 300

## Rookie Minitwins & BMCRC Formula 400

### RACE 21 - SECTOR ANALYSIS



SECTOR 1 = FL to I1, SECTOR 2 = I1 to FL, DIFF = Difference To Personal Best Lap, P = Crossed Finish Line in Pit Lane, D = Time Disallowed

P8 67 F400_M Simon HARVEY		Kawasaki ZX4RR - Retirement Fund Racing				
IDEAL LAP TIME : 2:16.058		BEST LAP TIME : 2:16.058		DIFFERENCE : 0.000		
LAP	SECTOR 1	SECTOR 2	LAP TIME	MPH	DIFF	TIME OF DAY
1 -		45.559	2:23.165	74.65	7.107	09:37:43.959
2 -	1:31.688	45.663	2:17.351 (2)	77.81	1.293	09:40:01.310
3 -	1:32.395	45.553	2:17.948 (3)	77.47	1.890	09:42:19.258
4 -	<b>1:31.112</b>	<b>44.946</b>	<b>2:16.058 (1)</b>	<b>78.55</b>		<b>09:44:35.316</b>

P9 26 F400_S Damian LEE		Yamaha TZR 250 - Leed Autos				
IDEAL LAP TIME : 2:15.996		BEST LAP TIME : 2:15.996		DIFFERENCE : 0.000		
LAP	SECTOR 1	SECTOR 2	LAP TIME	MPH	DIFF	TIME OF DAY
1 -		46.022	2:24.765	73.83	8.769	09:37:45.559
2 -	1:31.974	45.796	2:17.770 (3)	77.57	1.774	09:40:03.329
3 -	1:31.170	45.529	2:16.699 (2)	78.18	0.703	09:42:20.028
4 -	<b>1:30.826</b>	<b>45.170</b>	<b>2:15.996 (1)</b>	<b>78.59</b>		<b>09:44:36.024</b>

P10 189 RMT Sebastian BARAN		Suzuki SV650 -				
IDEAL LAP TIME : 2:12.691		BEST LAP TIME : 2:12.691		DIFFERENCE : 0.000		
LAP	SECTOR 1	SECTOR 2	LAP TIME	MPH	DIFF	TIME OF DAY
1 -		44.849	2:49.699	62.98	37.008	09:38:10.493
2 -	<b>1:28.190</b>	<b>44.501</b>	<b>2:12.691 (1)</b>	<b>80.54</b>		<b>09:40:23.184</b>
3 -	1:28.353	45.781	2:14.134 (3)	79.68	1.443	09:42:37.318
4 -	1:28.551	44.772	2:13.323 (2)	80.16	0.632	09:44:50.641

P11 237 RMT Tim WOOD		Suzuki SV650 - Hel Performance				
IDEAL LAP TIME : 2:13.315		BEST LAP TIME : 2:13.315		DIFFERENCE : 0.000		
LAP	SECTOR 1	SECTOR 2	LAP TIME	MPH	DIFF	TIME OF DAY
1 -		44.623	2:52.041	62.12	38.726	09:38:12.835
2 -	1:30.525	45.057	2:15.582 (3)	78.83	2.267	09:40:28.417
3 -	1:28.949	45.172	2:14.121 (2)	79.68	0.806	09:42:42.538
4 -	<b>1:28.718</b>	<b>44.597</b>	<b>2:13.315 (1)</b>	<b>80.17</b>		<b>09:44:55.853</b>

P12 122 RMT James EGGINTON		Suzuki SV650 - Advance Computer Services - www.ACS.co.uk				
IDEAL LAP TIME : 2:13.492		BEST LAP TIME : 2:13.492		DIFFERENCE : 0.000		
LAP	SECTOR 1	SECTOR 2	LAP TIME	MPH	DIFF	TIME OF DAY
1 -		45.121	2:51.704	62.24	38.212	09:38:12.498
2 -	1:30.884	44.854	2:15.738 (3)	78.74	2.246	09:40:28.236
3 -	1:29.231	45.991	2:15.222 (2)	79.04	1.730	09:42:43.458
4 -	<b>1:28.734</b>	<b>44.758</b>	<b>2:13.492 (1)</b>	<b>80.06</b>		<b>09:44:56.950</b>

P13 55 F400_S/F Magnus MANSON-CHUBB		KAWASAKI ZXR400L -				
IDEAL LAP TIME : 2:22.290		BEST LAP TIME : 2:22.848		DIFFERENCE : 0.558		
LAP	SECTOR 1	SECTOR 2	LAP TIME	MPH	DIFF	TIME OF DAY
1 -		<b>47.466</b>	2:27.654	72.38	4.806	09:37:48.448
2 -	<b>1:34.824</b>	48.024	<b>2:22.848 (1)</b>	<b>74.82</b>		<b>09:40:11.296</b>
3 -	1:35.638	48.103	2:23.741 (2)	74.35	0.893	09:42:35.037
4 -	1:36.112	47.643	2:23.755 (3)	74.34	0.907	09:44:58.792

P14 81 F400_S/F Ollie SIMS		Kawasaki NINJA 400 - Motorbodies Weston Ltd				
IDEAL LAP TIME : 2:21.932		BEST LAP TIME : 2:22.039		DIFFERENCE : 0.107		
LAP	SECTOR 1	SECTOR 2	LAP TIME	MPH	DIFF	TIME OF DAY
1 -		47.870	2:30.920	70.81	8.881	09:37:51.714
2 -	1:36.039	47.732	2:23.771 (3)	74.34	1.732	09:40:15.485
3 -	<b>1:34.929</b>	47.163	2:22.092 (2)	75.21	0.053	09:42:37.577
4 -	1:35.036	<b>47.003</b>	<b>2:22.039 (1)</b>	<b>75.24</b>		<b>09:44:59.616</b>

# BMCRC - MRO Championships 2024 - Rnd 3 @ Snetterton 300

## Rookie Minitwins & BMCRC Formula 400

### RACE 21 - SECTOR ANALYSIS



SECTOR 1 = FL to I1, SECTOR 2 = I1 to FL, DIFF = Difference To Personal Best Lap, P = Crossed Finish Line in Pit Lane, D = Time Disallowed

P15 166 RMT Ben KING		Suzuki SV650 -				
IDEAL LAP TIME : 2:17.223		BEST LAP TIME : 2:17.881				
		DIFFERENCE : 0.658				
LAP	SECTOR 1	SECTOR 2	LAP TIME	MPH	DIFF	TIME OF DAY
1 -		<b>46.116</b>	2:53.857	61.47	35.976	09:38:14.651
2 -	1:32.764	47.258	2:20.022 (3)	76.33	2.141	09:40:34.673
3 -	<b>1:31.107</b>	46.774	<b>2:17.881 (1)</b>	<b>77.51</b>		<b>09:42:52.554</b>
4 -	1:32.025	46.837	2:18.862 (2)	76.96	0.981	09:45:11.416

P16 75 RMT Tom SVENSEN		Suzuki SV650 - Team TSR - HCL Carsales - RG racing				
IDEAL LAP TIME : 2:15.636		BEST LAP TIME : 2:15.636				
		DIFFERENCE : 0.000				
LAP	SECTOR 1	SECTOR 2	LAP TIME	MPH	DIFF	TIME OF DAY
1 -		46.309	2:56.314	60.61	40.678	09:38:17.108
2 -	1:32.133	46.187	2:18.320 (2)	77.27	2.684	09:40:35.428
3 -	1:33.169	47.265	2:20.434 (3)	76.10	4.798	09:42:55.862
4 -	<b>1:30.523</b>	<b>45.113</b>	<b>2:15.636 (1)</b>	<b>78.79</b>		<b>09:45:11.498</b>

P17 30 RMT David LUFF		Suzuki SV650 - ATP Motorsport/Sarah O'Neill				
IDEAL LAP TIME : 2:18.928		BEST LAP TIME : 2:19.794				
		DIFFERENCE : 0.866				
LAP	SECTOR 1	SECTOR 2	LAP TIME	MPH	DIFF	TIME OF DAY
1 -		<b>46.458</b>	2:54.892	61.11	35.098	09:38:15.686
2 -	<b>1:32.470</b>	47.324	<b>2:19.794 (1)</b>	<b>76.45</b>		<b>09:40:35.480</b>
3 -	1:33.179	47.352	2:20.531 (2)	76.05	0.737	09:42:56.011
4 -	1:33.873	48.431	2:22.304 (3)	75.10	2.510	09:45:18.315

P18 14 RMT George DAVIES		Suzuki SV650 - J Clay Fitness / Fresh Inkz Tattoo Studio's				
IDEAL LAP TIME : 2:19.486		BEST LAP TIME : 2:19.638				
		DIFFERENCE : 0.152				
LAP	SECTOR 1	SECTOR 2	LAP TIME	MPH	DIFF	TIME OF DAY
1 -		47.247	2:57.472	60.22	37.834	09:38:18.266
2 -	<b>1:32.478</b>	47.418	2:19.896 (2)	76.40	0.258	09:40:38.162
3 -	1:33.812	47.385	2:21.197 (3)	75.69	1.559	09:42:59.359
4 -	1:32.630	<b>47.008</b>	<b>2:19.638 (1)</b>	<b>76.54</b>		<b>09:45:18.997</b>

P19 62 RMT Max PRIESTLEY		Suzuki SV650 - Mum and Dad				
IDEAL LAP TIME : 2:19.968		BEST LAP TIME : 2:20.119				
		DIFFERENCE : 0.151				
LAP	SECTOR 1	SECTOR 2	LAP TIME	MPH	DIFF	TIME OF DAY
1 -		48.266	3:01.342	58.93	41.223	09:38:22.136
2 -	<b>1:33.239</b>	47.676	2:20.915 (2)	75.84	0.796	09:40:43.051
3 -	1:34.164	47.468	2:21.632 (3)	75.46	1.513	09:43:04.683
4 -	1:33.390	<b>46.729</b>	<b>2:20.119 (1)</b>	<b>76.27</b>		<b>09:45:24.802</b>

P20 113 RMT Phil ROODT		Suzuki SV650 - Carter Thorne Carpets and flooring 2018 ltd				
IDEAL LAP TIME : 2:20.986		BEST LAP TIME : 2:21.431				
		DIFFERENCE : 0.445				
LAP	SECTOR 1	SECTOR 2	LAP TIME	MPH	DIFF	TIME OF DAY
1 -		47.832	3:00.457	59.22	39.026	09:38:21.251
2 -	1:33.865	47.804	2:21.669 (3)	75.44	0.238	09:40:42.920
3 -	1:33.647	<b>47.784</b>	<b>2:21.431 (1)</b>	<b>75.57</b>		<b>09:43:04.351</b>
4 -	<b>1:33.202</b>	48.419	2:21.621 (2)	75.46	0.190	09:45:25.972

P21 173 RMT Alex BUCHANAN		Suzuki SV650 - novus resourcing				
IDEAL LAP TIME : 2:22.709		BEST LAP TIME : 2:22.709				
		DIFFERENCE : 0.000				
LAP	SECTOR 1	SECTOR 2	LAP TIME	MPH	DIFF	TIME OF DAY
1 -		49.771	3:02.094	58.69	39.385	09:38:22.888
2 -	1:35.043	48.317	2:23.360 (2)	74.55	0.651	09:40:46.248
3 -	1:35.807	49.070	2:24.877 (3)	73.77	2.168	09:43:11.125
4 -	<b>1:34.526</b>	<b>48.183</b>	<b>2:22.709 (1)</b>	<b>74.89</b>		<b>09:45:33.834</b>

# BMCRC - MRO Championships 2024 - Rnd 3 @ Snetterton 300

## Rookie Minitwins & BMCRC Formula 400

### RACE 21 - SECTOR ANALYSIS



SECTOR 1 = FL to I1, SECTOR 2 = I1 to FL, DIFF = Difference To Personal Best Lap, P = Crossed Finish Line in Pit Lane, D = Time Disallowed

P22 213 RMT Paul WRIGHT		Suzuki SV650 -				
IDEAL LAP TIME : 2:26.206		BEST LAP TIME : 2:26.206		DIFFERENCE : 0.000		
LAP	SECTOR 1	SECTOR 2	LAP TIME	MPH	DIFF	TIME OF DAY
1 -		48.839	3:00.390	59.24	34.184	09:38:21.184
2 -	<b>1:37.692</b>	<b>48.514</b>	<b>2:26.206 (1)</b>	<b>73.10</b>		<b>09:40:47.390</b>
3 -	1:38.729	49.362	2:28.091 (3)	72.17	1.885	09:43:15.481
4 -	1:38.207	49.243	2:27.450 (2)	72.48	1.244	09:45:42.931

P23 251 RMT Craig FERRIS		Suzuki SV650 - IMP Racing				
IDEAL LAP TIME : 2:39.665		BEST LAP TIME : 2:39.665		DIFFERENCE : 0.000		
LAP	SECTOR 1	SECTOR 2	LAP TIME	MPH	DIFF	TIME OF DAY
1 -		54.416	3:15.519	54.66	35.854	09:38:36.313
2 -	1:46.635	55.044	2:41.679 (3)	66.10	2.014	09:41:17.992
3 -	<b>1:46.366</b>	<b>53.299</b>	<b>2:39.665 (1)</b>	<b>66.94</b>		<b>09:43:57.657</b>
4 -	1:46.658	54.952	2:41.610 (2)	66.13	1.945	09:46:39.267

P24 73 F400_M Colvin TURNER		Yamaha TZR250 -				
IDEAL LAP TIME : 2:21.960		BEST LAP TIME : 2:23.672		DIFFERENCE : 1.712		
LAP	SECTOR 1	SECTOR 2	LAP TIME	MPH	DIFF	TIME OF DAY
1 -		<b>47.218</b>	2:28.879	71.79	5.207	09:37:49.673
2 -	<b>1:34.742</b>	48.930	<b>2:23.672 (1)</b>	<b>74.39</b>		<b>09:40:13.345</b>

P25 998 RMT Ben RYBICKI		Suzuki SV650 - Car events Diamondbrite				
IDEAL LAP TIME : 2:24.785		BEST LAP TIME : 2:24.785		DIFFERENCE : 0.000		
LAP	SECTOR 1	SECTOR 2	LAP TIME	MPH	DIFF	TIME OF DAY
1 -		49.626	3:04.515	57.92	39.730	09:38:25.309
2 -	<b>1:36.119</b>	<b>48.666</b>	<b>2:24.785 (1)</b>	<b>73.82</b>		<b>09:40:50.094</b>

# BMCRC - MRO Championships 2024 - Rnd 3 @ Snetterton 300

## Rookie Minitwins & BMCRC Formula 400

### RACE 21 - BEST SECTORS

SECTOR 1			SECTOR 2			IDEAL / BEST COMPARISON						
POS	NO	NAME	TIME	NO	NAME	TIME	POS	NO	NAME	IDEAL	BEST	DIFF
									<b>PERFECT LAP</b>	<b>2:07.470</b>		
1	2	GILL	1:24.866	2	GILL	42.604	1	2	GILL	2:07.470	2:07.535	0.065
2	15	SMITH	1:26.378	15	SMITH	43.012	2	15	SMITH	2:09.390	2:09.422	0.032
3	17	BATE	1:27.980	115	DONKERSLEY	44.014	3	115	DONKERSLEY	2:12.215	2:12.215	0.000
4	189	BARAN	1:28.190	189	BARAN	44.501	4	17	BATE	2:12.617	2:12.988	0.371
5	115	DONKERSLEY	1:28.201	237	WOOD	44.597	5	189	BARAN	2:12.691	2:12.691	0.000
6	237	WOOD	1:28.718	17	BATE	44.637	6	237	WOOD	2:13.315	2:13.315	0.000
7	122	EGGINTON	1:28.734	122	EGGINTON	44.758	7	122	EGGINTON	2:13.492	2:13.492	0.000
8	21	WATSON	1:30.240	90	RAPA	44.890	8	21	WATSON	2:15.522	2:15.522	0.000
9	12	WATT	1:30.415	67	HARVEY	44.946	9	12	WATT	2:15.632	2:15.632	0.000
10	75	SVENSEN	1:30.523	75	SVENSEN	45.113	10	75	SVENSEN	2:15.636	2:15.636	0.000
11	90	RAPA	1:30.754	26	LEE	45.170	11	90	RAPA	2:15.644	2:15.779	0.135
12	26	LEE	1:30.826	12	WATT	45.217	12	26	LEE	2:15.996	2:15.996	0.000
13	166	KING	1:31.107	21	WATSON	45.282	13	67	HARVEY	2:16.058	2:16.058	0.000
14	67	HARVEY	1:31.112	166	KING	46.116	14	166	KING	2:17.223	2:17.881	0.658
15	30	LUFF	1:32.470	30	LUFF	46.458	15	30	LUFF	2:18.928	2:19.794	0.866
16	14	DAVIES	1:32.478	62	PRIESTLEY	46.729	16	14	DAVIES	2:19.486	2:19.638	0.152
17	113	ROODT	1:33.202	81	SIMS	47.003	17	62	PRIESTLEY	2:19.968	2:20.119	0.151
18	62	PRIESTLEY	1:33.239	14	DAVIES	47.008	18	113	ROODT	2:20.986	2:21.431	0.445
19	173	BUCHANAN	1:34.526	73	TURNER	47.218	19	81	SIMS	2:21.932	2:22.039	0.107
20	73	TURNER	1:34.742	55	MANSON-CHUBB	47.466	20	73	TURNER	2:21.960	2:23.672	1.712
21	55	MANSON-CHUBB	1:34.824	113	ROODT	47.784	21	55	MANSON-CHUBB	2:22.290	2:22.848	0.558
22	81	SIMS	1:34.929	173	BUCHANAN	48.183	22	173	BUCHANAN	2:22.709	2:22.709	0.000
23	998	RYBICKI	1:36.119	213	WRIGHT	48.514	23	998	RYBICKI	2:24.785	2:24.785	0.000
24	213	WRIGHT	1:37.692	998	RYBICKI	48.666	24	213	WRIGHT	2:26.206	2:26.206	0.000
25	251	FERRIS	1:46.366	251	FERRIS	53.299	25	251	FERRIS	2:39.665	2:39.665	0.000
26												

# BMCRC - MRO Championships 2024 - Rnd 3 @ Snetterton 300

## Rookie Minitwins & BMCRC Formula 400

### RACE 21 - STATISTICS

<b>Competitors Started</b>	26
<b>Planned Start</b>	2024-05-05 @ 09:24:00.000
<b>Actual Start</b>	2024-05-05 @ 09:35:20.793
<b>Finish Time</b>	2024-05-05 @ 09:43:58.349
<b>Track Length</b>	2.9689mi.
<b>Total Laps</b>	96
<b>Total Distance Covered</b>	285.0155mi.

#### Session Fastest Lap History

NO	CL	NAME	LAP TIME	TIME OF DAY	LAP	VEHICLE
2	F400_M	Andrew GILL	<b>2:07.752</b>	09:39:41.986	2	Kawasaki ZXR400
2	F400_M	Andrew GILL	<b>2:07.535</b>	09:41:49.520	3	Kawasaki ZXR400

#### Session Leader History

NO	CL	NAME	FROM LAP	LAPS LED	DISTANCE	VEHICLE
2	F400_M	Andrew GILL	1	4	11.87 miles	Kawasaki ZXR400

#### Flag History

TYPE	TIME OF DAY
GREEN	09:35:20.793
FINISH	09:43:58.349

#### Flag Statistics

TYPE	COUNT	TOTAL LAPS	TOTAL TIME
Green	1	4	11:25.782
Red	0	0	0.000
Safety Car	0	0	0.000
FCY	0	0	0.000

# BMCRC - MRO Championships 2024 - Rnd 3 @ Snetterton 300

## Rookie Minitwins & BMCRC Formula 400

### RACE 21 - STATISTICS

CLASS : F400\_M

6 Starters

#### Fastest Lap History

NO	NAME	LAP TIME	TIME OF DAY	LAP	VEHICLE
2	Andrew GILL	2:07.752	09:39:41.986	2	Kawasaki ZXR400
2	Andrew GILL	2:07.535	09:41:49.520	3	Kawasaki ZXR400

#### Leader History

NO	NAME	FROM LAP	LAPS LED	DISTANCE	VEHICLE
2	Andrew GILL	1	4	11.87 miles	Kawasaki ZXR400

# BMCRC - MRO Championships 2024 - Rnd 3 @ Snetterton 300

## Rookie Minitwins & BMCRC Formula 400

### RACE 21 - STATISTICS

CLASS : F400\_S

4 Starters

#### Fastest Lap History

NO	NAME	LAP TIME	TIME OF DAY	LAP	VEHICLE
17	Freddie BATE	<b>2:14.578</b>	09:39:57.656	2	Kawasaki ZXR400
17	Freddie BATE	<b>2:12.994</b>	09:42:10.651	3	Kawasaki ZXR400
17	Freddie BATE	<b>2:12.988</b>	09:44:23.638	4	Kawasaki ZXR400

#### Leader History

NO	NAME	FROM LAP	LAPS LED	DISTANCE	VEHICLE
17	Freddie BATE	1	4	11.87 miles	Kawasaki ZXR400



# BMCRC - MRO Championships 2024 - Rnd 3 @ Snetterton 300

## Rookie Minitwins & BMCRC Formula 400

### RACE 21 - STATISTICS

CLASS : F400\_S/R

2 Starters

#### Fastest Lap History

NO	NAME	LAP TIME	TIME OF DAY	LAP	VEHICLE
55	Magnus MANSON-CHUBB	2:22.848	09:40:11.327	2	KAWASAKI ZXR400L
81	Ollie SIMS	2:22.092	09:42:37.585	3	Kawasaki NINJA 400
81	Ollie SIMS	2:22.039	09:44:59.624	4	Kawasaki NINJA 400

#### Leader History

NO	NAME	FROM LAP	LAPS LED	DISTANCE	VEHICLE
55	Magnus MANSON-CHUBB	1	4	11.87 miles	KAWASAKI ZXR400L

# BMCRC - MRO Championships 2024 - Rnd 3 @ Snetterton 300

## Rookie Minitwins & BMCRC Formula 400

### RACE 21 - STATISTICS

**CLASS : RMT**

14 Starters

#### Fastest Lap History

NO	NAME	LAP TIME	TIME OF DAY	LAP	VEHICLE
189	Sebastian BARAN	2:12.691	09:40:23.187	2	Suzuki SV650

#### Leader History

NO	NAME	FROM LAP	LAPS LED	DISTANCE	VEHICLE
189	Sebastian BARAN	1	4	11.87 miles	Suzuki SV650

# BMCRC - MRO Championships 2024 - Rnd 3 @ Snetterton 300


## Rookie Minitwins & BMCRC Formula 400

### RACE 10 - GRID (5 Laps)

ROW 10	30	46	Richard HODGES	29	78	Stuart LEEK	28	251	Craig FERRIS	2:39.665
ROW 9		27	213	Paul WRIGHT	26	998	Ben RYBICKI	25	173	Alex BUCHANAN
ROW 8	24	113	Phil ROODT	23	62	Max PRIESTLEY	22	30	David LUFF	
ROW 7		21	14	George DAVIES	20	166	Ben KING	19	75	Tom SVENSEN
ROW 6	18	122	James EGGINTON	17	237	Tim WOOD	16	189	Sebastian BARAN	
ROW 5		15		14			13			
ROW 4	12	73	Colvin TURNER	11	55	Magnus MANSON-CHUBB	10	81	Ollie SIMS	
ROW 3		9	67	Simon HARVEY	8	26	Damian LEE	7	90	Steve RAPA
ROW 2	6	12	Kade WATT	5	21	Alan WATSON	4	17	Freddie BATE	
ROW 1		3	115	Jake DONKERSLEY	2	15	Nick SMITH	1	2	Andrew GILL
										<b>Pole</b>

These results are provisional until the conclusion of any judicial and technical matters.

Snetterton 300: 2.9689 miles

Clerk Of Course:	Stewards:	Timekeeper:	<i>Craig Smith</i>	
------------------	-----------	-------------	--------------------	---

Results can be found at [www.tsl-timing.com](http://www.tsl-timing.com)

Printed - 09:49 Sunday, 05 May 2024



# BMCRC - MRO Championships 2024 - Rnd 3 @ Snetterton 300

## Rookie Minitwins & BMCRC Formula 400

### RACE 10 - CLASSIFICATION

Race Distance: 5 Laps / 14.84 miles



POS	NO	CL	PIC	NAME	ENTRY	LAPS	TIME	GAP	DIFF	MPH	BEST	ON	GRD	↑↓
1	2	F400_M	1	Andrew GILL	Kawasaki ZXR400 -	5	10:40.716			83.40	2:07.155	5	1	0
2	15	F400_M	2	Nick SMITH	Kawasaki ZXR400 - Hi-Precision Engineering Ltd	5	10:44.581	3.865	3.865	82.90	2:07.466	2	2	0
3	115	F400_M	3	Jake DONKERSLEY	Honda VFR400 NC30 -	5	11:07.067	26.351	22.486	80.11	2:11.905	3	3	0
4	17	F400_S	1	Freddie BATE	Kawasaki ZXR400 - hartjay	5	11:12.444	31.728	5.377	79.47	2:11.967	2	4	0
5	90	F400_S	2	Steve RAPA	Honda RVF400 (BRUCE) - My Own Fair Hands	5	11:17.585	36.869	5.141	78.86	2:13.537	5	7	2
6	12	F400_S	3	Kade WATT	Kawasaki NINJA 400 - 3D Racing	5	11:18.246	37.530	0.661	78.79	2:13.815	2	6	0
7	26	F400_S	4	Damian LEE	Yamaha TZR 250 - Leed Autos	5	11:28.656	47.940	10.410	77.60	2:16.039	5	8	1
8	189	RMT	1	Sebastian BARAN	Suzuki SV650 -	5	11:38.588	57.872	9.932	76.49	2:11.319	5	13	5
9	67	F400_M	4	Simon HARVEY	Kawasaki ZX4RR - Retirement Fund Racing	5	11:38.882	58.166	0.294	76.46	2:17.815	4	9	0
10	237	RMT	2	Tim WOOD	Suzuki SV650 - Hel Performance	5	11:44.747	1:04.031	5.865	75.82	2:12.815	3	14	4
11	81	F400_S/R	1	Ollie SIMS	Kawasaki NINJA 400 - Motorbodies Weston Ltd	5	11:49.444	1:08.728	4.697	75.32	2:19.695	2	10	-1
12	122	RMT	3	James EGGINTON	Suzuki SV650 - Advance Computer Services - www.ACS.co.uk	5	11:53.769	1:13.053	4.325	74.87	2:15.124	5	15	3
13	55	F400_S/R	2	Magnus MANSON-CHUBB	KAWASAKI ZXR400L -	5	12:02.716	1:22.000	8.947	73.94	2:22.680	2	11	-2
14	75	RMT	4	Tom SVENSEN	Suzuki SV650 - Team TSR - HCL Carsales - RG racing	5	12:06.748	1:26.032	4.032	73.53	2:15.166	5	16	2
15	166	RMT	5	Ben KING	Suzuki SV650 -	5	12:12.599	1:31.883	5.851	72.94	2:17.110	5	17	2
16	62	RMT	6	Max PRIESTLEY	Suzuki SV650 - Mum and Dad	5	12:15.051	1:34.335	2.452	72.70	2:18.009	2	20	4
17	14	RMT	7	George DAVIES	Suzuki SV650 - J Clay Fitness / Fresh Inkz Tattoo Studio's	5	12:15.793	1:35.077	0.742	72.62	2:19.650	3	18	1
18	30	RMT	8	David LUFF	Suzuki SV650 - ATP Motorsport/Sarah O'Neill	5	12:21.892	1:41.176	6.099	72.03	2:20.114	2	19	1
19	173	RMT	9	Alex BUCHANAN	Suzuki SV650 - novus resourcing	5	12:31.507	1:50.791	9.615	71.11	2:22.257	2	22	3
20	213	RMT	10	Paul WRIGHT	Suzuki SV650 -	5	12:49.366	2:08.650	17.859	69.46	2:20.557	3	24	4
21	251	RMT	11	Craig FERRIS	Suzuki SV650 - IMP Racing	4	11:13.519	1 Lap	1 Lap	63.47	2:38.570	3	25	4

#### NOT CLASSIFIED

DNF	113	RMT		Phil ROODT	Suzuki SV650 - Carter Thorne Carpets and flooring 2018 ltd	4	10:07.171	1 Lap		70.41	2:20.374	3	21	
-----	-----	-----	--	------------	--	---	-----------	-------	--	-------	----------	---	----	--

#### FASTEST LAP

2	F400_M	Andrew GILL	Kawasaki ZXR400 -	5	2:07.155	84.05 mph	135.27 kph
189	RMT	Sebastian BARAN	Suzuki SV650 -	5	2:11.319	81.39 mph	130.98 kph
17	F400_S	Freddie BATE	Kawasaki ZXR400 - hartjay	2	2:11.967	80.99 mph	130.34 kph
81	F400_S/R	Ollie SIMS	Kawasaki NINJA 400 - Motorbodies Weston Ltd	2	2:19.695	76.51 mph	123.13 kph

#### Comments:

Class F400\_M - 92.5% of Race Speed = 77.14 mph  
 Class F400\_S - 92.5% of Race Speed = 73.50 mph  
 Class RMT - 92.5% of Race Speed = 70.75 mph  
 Class F400\_S/R - 92.5% of Race Speed = 69.67 mph

Weather / Track : Cloudy / Dry

Date: 05/05/2024 Start: 13:36 Finish: 13:46  
 Snetterton 300: 2.9689 miles

These results are provisional until the conclusion of any judicial and technical matters.

Clerk Of Course:	Stewards:	Timekeeper:	<i>Craig Smith</i>	
------------------	-----------	-------------	--------------------	---

Results can be found at [www.tsl-timing.com](http://www.tsl-timing.com)

Printed - 13:50 Sunday, 05 May 2024



# BMCRC - MRO Championships 2024 - Rnd 3 @ Snetterton 300

## Rookie Minitwins & BMCRC Formula 400

### RACE 10 - LAP CHART

LAP 1 @ 13:38:24.109			LAP 2 @ 13:40:31.587			LAP 3 @ 13:42:38.839			LAP 4 @ 13:44:46.194			LAP 5 @ 13:46:53.349		
NO	BEHIND	LAP TIME	NO	BEHIND	LAP TIME	NO	BEHIND	LAP TIME	NO	BEHIND	LAP TIME	NO	BEHIND	LAP TIME
2		2:11.476	2		2:07.478	2		2:07.252	2		2:07.355	2		2:07.155
15	0.565	2:12.041	15	0.553	2:07.466	15	0.775	2:07.474	251	1 Lap	2:38.570	15	3.865	2:09.455
115	7.098	2:18.574	115	11.740	2:12.120	115	16.393	2:11.905	15	1.565	2:08.145	115	26.351	2:12.300
17	7.295	2:18.771	17	11.784	2:11.967	17	16.835	2:12.303	115	21.206	2:12.168	17	31.728	2:17.154
90	8.303	2:19.779	90	15.025	2:14.200	90	22.347	2:14.574	17	21.729	2:12.249	251	1 Lap	2:38.694
12	8.965	2:20.441	12	15.302	2:13.815	12	23.165	2:15.115	12	30.380	2:14.570	90	36.869	2:13.537
26	10.024	2:21.500	26	19.845	2:17.299	26	30.149	2:17.556	90	30.487	2:15.495	12	37.530	2:14.305
67	12.655	2:24.131	67	24.369	2:19.192	67	35.806	2:18.689	26	39.056	2:16.262	26	47.940	2:16.039
81	14.094	2:25.570	81	26.311	2:19.695	81	40.166	2:21.107	67	46.266	2:17.815	189	57.872	2:11.319
55	15.487	2:26.963	55	30.689	2:22.680	55	47.835	2:24.398	189	53.708	2:12.109	67	58.166	2:19.055
237	38.213	2:49.689	189	43.958	2:11.985	189	48.954	2:12.248	81	54.810	2:21.999	237	1:04.031	2:14.912
122	39.239	2:50.715	237	44.005	2:13.270	237	49.568	2:12.815	237	56.274	2:14.061	81	1:08.728	2:21.073
189	39.451	2:50.927	122	47.971	2:16.210	122	56.513	2:15.794	55	1:04.931	2:24.451	122	1:13.053	2:15.124
14	44.484	2:55.960	14	56.953	2:19.947	75	1:09.182	2:18.955	122	1:05.084	2:15.926	55	1:22.000	2:24.224
30	44.903	2:56.379	75	57.479	2:19.541	14	1:09.351	2:19.650	75	1:18.021	2:16.194	75	1:26.032	2:15.166
75	45.416	2:56.892	30	57.539	2:20.114	166	1:09.587	2:18.512	14	1:21.775	2:19.779	166	1:31.883	2:17.110
166	45.502	2:56.978	62	57.923	2:18.009	30	1:10.865	2:20.578	166	1:21.928	2:19.696	62	1:34.335	2:18.111
62	47.392	2:58.868	166	58.327	2:20.303	62	1:12.175	2:21.504	62	1:23.379	2:18.559	14	1:35.077	2:20.457
173	48.450	2:59.926	173	1:03.229	2:22.257	213	1:16.635	2:20.557	30	1:25.938	2:22.428	30	1:41.176	2:22.393
213	48.810	3:00.286	213	1:03.330	2:21.998	113	1:17.124	2:20.374	213	1:30.862	2:21.582	173	1:50.791	2:24.195
113	49.201	3:00.677	113	1:04.002	2:22.279	173	1:18.695	2:22.718	113	1:33.610	2:23.841	213	2:08.650	2:44.943
251	1:05.061	3:16.537	251	1:37.301	2:39.718				173	1:33.751	2:22.411			

# BMCRC - MRO Championships 2024 - Rnd 3 @ Snetterton 300

## Rookie Minitwins & BMCRC Formula 400

### RACE 10 - POSITION CHART

No	Name	Lap					
		Pos	1	2	3	4	5
2	GILL	1	2	2	2	2	2
15	SMITH	2	15	15	15	15	15
115	DONKERSLEY	3	115	115	115	115	115
17	BATE	4	17	17	17	17	17
12	WATT	5	90	90	90	12	90
90	RAPA	6	12	12	12	90	12
26	LEE	7	26	26	26	26	26
67	HARVEY	8	67	67	67	67	189
81	SIMS	9	81	81	81	189	67
55	MANSON-CHUBB	10	55	55	55	81	237
189	BARAN	11	237	189	189	237	81
237	WOOD	12	122	237	237	55	122
122	EGGINTON	13	189	122	122	122	55
75	SVENSEN	14	14	14	75	75	75
166	KING	15	30	75	14	14	166
14	DAVIES	16	75	30	166	166	62
30	LUFF	17	166	62	30	62	14
62	PRIESTLEY	18	62	166	62	30	30
113	ROODT	19	173	173	213	213	173
173	BUCHANAN	20	213	213	113	113	213
213	WRIGHT	21	113	113	173	173	
251	FERRIS	22	251	251	251	251	

# BMCRC - MRO Championships 2024 - Rnd 3 @ Snetterton 300

## Rookie Minitwins & BMCRC Formula 400

### RACE 10 - SECTOR ANALYSIS



SECTOR 1 = FL to I1, SECTOR 2 = I1 to FL, DIFF = Difference To Personal Best Lap, P = Crossed Finish Line in Pit Lane, D = Time Disallowed

P1		2 F400_M Andrew GILL		Kawasaki ZXR400 -		
IDEAL LAP TIME : 2:06.547		BEST LAP TIME : 2:07.155		DIFFERENCE : 0.608		
LAP	SECTOR 1	SECTOR 2	LAP TIME	MPH	DIFF	TIME OF DAY
1 -		42.212	2:11.476	81.29	4.321	13:38:24.109
2 -	1:24.866	42.612	2:07.478	83.84	0.323	13:40:31.587
3 -	1:25.228	<b>42.024</b>	2:07.252 (2)	83.99	0.097	13:42:38.839
4 -	1:24.899	42.456	2:07.355 (3)	83.92	0.200	13:44:46.194
5 -	<b>1:24.523</b>	42.632	<b>2:07.155 (1)</b>	<b>84.05</b>		<b>13:46:53.349</b>

P2		15 F400_M Nick SMITH		Kawasaki ZXR400 - Hi-Precision Engineering Ltd		
IDEAL LAP TIME : 2:06.740		BEST LAP TIME : 2:07.466		DIFFERENCE : 0.726		
LAP	SECTOR 1	SECTOR 2	LAP TIME	MPH	DIFF	TIME OF DAY
1 -		<b>42.080</b>	2:12.041	80.94	4.575	13:38:24.674
2 -	<b>1:24.660</b>	42.806	<b>2:07.466 (1)</b>	<b>83.85</b>		<b>13:40:32.140</b>
3 -	1:25.074	42.400	2:07.474 (2)	83.84	0.008	13:42:39.614
4 -	1:25.648	42.497	2:08.145 (3)	83.40	0.679	13:44:47.759
5 -	1:25.962	43.493	2:09.455	82.56	1.989	13:46:57.214

P3		115 F400_M Jake DONKERSLEY		Honda VFR400 NC30 -		
IDEAL LAP TIME : 2:11.170		BEST LAP TIME : 2:11.905		DIFFERENCE : 0.735		
LAP	SECTOR 1	SECTOR 2	LAP TIME	MPH	DIFF	TIME OF DAY
1 -		44.194	2:18.574	77.12	6.669	13:38:31.207
2 -	1:27.674	44.446	2:12.120 (2)	80.89	0.215	13:40:43.327
3 -	1:28.186	<b>43.719</b>	<b>2:11.905 (1)</b>	<b>81.02</b>		<b>13:42:55.232</b>
4 -	1:27.600	44.568	2:12.168 (3)	80.86	0.263	13:45:07.400
5 -	<b>1:27.451</b>	44.849	2:12.300	80.78	0.395	13:47:19.700

P4		17 F400_S Freddie BATE		Kawasaki ZXR400 - hartjay		
IDEAL LAP TIME : 2:11.714		BEST LAP TIME : 2:11.967		DIFFERENCE : 0.253		
LAP	SECTOR 1	SECTOR 2	LAP TIME	MPH	DIFF	TIME OF DAY
1 -		44.657	2:18.771	77.01	6.804	13:38:31.404
2 -	<b>1:27.534</b>	44.433	<b>2:11.967 (1)</b>	<b>80.99</b>		<b>13:40:43.371</b>
3 -	1:28.123	<b>44.180</b>	2:12.303 (3)	80.78	0.336	13:42:55.674
4 -	1:27.639	44.610	2:12.249 (2)	80.81	0.282	13:45:07.923
5 -	1:31.146	46.008	2:17.154	77.92	5.187	13:47:25.077

P5		90 F400_S Steve RAPA		Honda RVF400 (BRUCE) - My Own Fair Hands		
IDEAL LAP TIME : 2:13.410		BEST LAP TIME : 2:13.537		DIFFERENCE : 0.127		
LAP	SECTOR 1	SECTOR 2	LAP TIME	MPH	DIFF	TIME OF DAY
1 -		<b>44.247</b>	2:19.779	76.46	6.242	13:38:32.412
2 -	1:29.777	44.423	2:14.200 (2)	79.64	0.663	13:40:46.612
3 -	1:29.749	44.825	2:14.574 (3)	79.42	1.037	13:43:01.186
4 -	1:30.709	44.786	2:15.495	78.88	1.958	13:45:16.681
5 -	<b>1:29.163</b>	44.374	<b>2:13.537 (1)</b>	<b>80.03</b>		<b>13:47:30.218</b>

P6		12 F400_S Kade WATT		Kawasaki NINJA 400 - 3D Racing		
IDEAL LAP TIME : 2:13.815		BEST LAP TIME : 2:13.815		DIFFERENCE : 0.000		
LAP	SECTOR 1	SECTOR 2	LAP TIME	MPH	DIFF	TIME OF DAY
1 -		44.760	2:20.441	76.10	6.626	13:38:33.074
2 -	<b>1:29.391</b>	<b>44.424</b>	<b>2:13.815 (1)</b>	<b>79.87</b>		<b>13:40:46.889</b>
3 -	1:29.570	45.545	2:15.115	79.10	1.300	13:43:02.004
4 -	1:30.000	44.570	2:14.570 (3)	79.42	0.755	13:45:16.574
5 -	1:29.743	44.562	2:14.305 (2)	79.58	0.490	13:47:30.879

# BMCRC - MRO Championships 2024 - Rnd 3 @ Snetterton 300

## Rookie Minitwins & BMCRC Formula 400

### RACE 10 - SECTOR ANALYSIS



SECTOR 1 = FL to I1, SECTOR 2 = I1 to FL, DIFF = Difference To Personal Best Lap, P = Crossed Finish Line in Pit Lane, D = Time Disallowed

P7 26 F400_S Damian LEE		Yamaha TZR 250 - Leed Autos				
IDEAL LAP TIME : 2:15.687		BEST LAP TIME : 2:16.039		DIFFERENCE : 0.352		
LAP	SECTOR 1	SECTOR 2	LAP TIME	MPH	DIFF	TIME OF DAY
1 -		45.266	2:21.500	75.53	5.461	13:38:34.133
2 -	1:31.249	46.050	2:17.299 (3)	77.84	1.260	13:40:51.432
3 -	1:31.478	46.078	2:17.556	77.69	1.517	13:43:08.988
4 -	<b>1:30.636</b>	45.626	2:16.262 (2)	78.43	0.223	13:45:25.250
5 -	1:30.988	<b>45.051</b>	<b>2:16.039 (1)</b>	<b>78.56</b>		<b>13:47:41.289</b>

P8 189 RMT Sebastian BARAN		Suzuki SV650 -				
IDEAL LAP TIME : 2:10.432		BEST LAP TIME : 2:11.319		DIFFERENCE : 0.887		
LAP	SECTOR 1	SECTOR 2	LAP TIME	MPH	DIFF	TIME OF DAY
1 -		44.723	2:50.927	62.52	39.608	13:39:03.560
2 -	1:28.225	<b>43.760</b>	2:11.985 (2)	80.97	0.666	13:41:15.545
3 -	1:28.267	43.981	2:12.248	80.81	0.929	13:43:27.793
4 -	1:28.150	43.959	2:12.109 (3)	80.90	0.790	13:45:39.902
5 -	<b>1:26.672</b>	44.647	<b>2:11.319 (1)</b>	<b>81.39</b>		<b>13:47:51.221</b>

P9 67 F400_M Simon HARVEY		Kawasaki ZX4RR - Retirement Fund Racing				
IDEAL LAP TIME : 2:17.742		BEST LAP TIME : 2:17.815		DIFFERENCE : 0.073		
LAP	SECTOR 1	SECTOR 2	LAP TIME	MPH	DIFF	TIME OF DAY
1 -		46.068	2:24.131	74.15	6.316	13:38:36.764
2 -	<b>1:32.589</b>	46.603	2:19.192	76.78	1.377	13:40:55.956
3 -	1:32.920	45.769	2:18.689 (2)	77.06	0.874	13:43:14.645
4 -	1:32.662	<b>45.153</b>	<b>2:17.815 (1)</b>	<b>77.55</b>		<b>13:45:32.460</b>
5 -	1:33.026	46.029	2:19.055 (3)	76.86	1.240	13:47:51.515

P10 237 RMT Tim WOOD		Suzuki SV650 - Hel Performance				
IDEAL LAP TIME : 2:12.165		BEST LAP TIME : 2:12.815		DIFFERENCE : 0.650		
LAP	SECTOR 1	SECTOR 2	LAP TIME	MPH	DIFF	TIME OF DAY
1 -		44.508	2:49.689	62.98	36.874	13:39:02.322
2 -	1:28.602	44.668	2:13.270 (2)	80.19	0.455	13:41:15.592
3 -	1:28.338	<b>44.477</b>	<b>2:12.815 (1)</b>	<b>80.47</b>		<b>13:43:28.407</b>
4 -	<b>1:27.688</b>	46.373	2:14.061 (3)	79.72	1.246	13:45:42.468
5 -	1:30.099	44.813	2:14.912	79.22	2.097	13:47:57.380

P11 81 F400_S/F Ollie SIMS		Kawasaki NINJA 400 - Motorbodies Weston ltd				
IDEAL LAP TIME : 2:19.429		BEST LAP TIME : 2:19.695		DIFFERENCE : 0.266		
LAP	SECTOR 1	SECTOR 2	LAP TIME	MPH	DIFF	TIME OF DAY
1 -		<b>45.805</b>	2:25.570	73.42	5.875	13:38:38.203
2 -	<b>1:33.624</b>	46.071	<b>2:19.695 (1)</b>	<b>76.51</b>		<b>13:40:57.898</b>
3 -	1:34.247	46.860	2:21.107 (3)	75.74	1.412	13:43:19.005
4 -	1:35.051	46.948	2:21.999	75.26	2.304	13:45:41.004
5 -	1:34.275	46.798	2:21.073 (2)	75.76	1.378	13:48:02.077

P12 122 RMT James EGGINTON		Suzuki SV650 - Advance Computer Services - www.ACS.co.uk				
IDEAL LAP TIME : 2:14.421		BEST LAP TIME : 2:15.124		DIFFERENCE : 0.703		
LAP	SECTOR 1	SECTOR 2	LAP TIME	MPH	DIFF	TIME OF DAY
1 -		<b>45.006</b>	2:50.715	62.60	35.591	13:39:03.348
2 -	1:30.187	46.023	2:16.210	78.46	1.086	13:41:19.558
3 -	1:30.487	45.307	2:15.794 (2)	78.70	0.670	13:43:35.352
4 -	1:30.106	45.820	2:15.926 (3)	78.63	0.802	13:45:51.278
5 -	<b>1:29.415</b>	45.709	<b>2:15.124 (1)</b>	<b>79.09</b>		<b>13:48:06.402</b>



# BMCRC - MRO Championships 2024 - Rnd 3 @ Snetterton 300

## Rookie Minitwins & BMCRC Formula 400

### RACE 10 - SECTOR ANALYSIS



SECTOR 1 = FL to I1, SECTOR 2 = I1 to FL, DIFF = Difference To Personal Best Lap, P = Crossed Finish Line in Pit Lane, D = Time Disallowed

P13 55 F400_S/F Magnus MANSON-CHUBB		KAWASAKI ZXR400L -				
IDEAL LAP TIME : 2:21.412		BEST LAP TIME : 2:22.680		DIFFERENCE : 1.268		
LAP	SECTOR 1	SECTOR 2	LAP TIME	MPH	DIFF	TIME OF DAY
1 -		<b>46.799</b>	2:26.963	72.72	4.283	13:38:39.596
2 -	<b>1:34.613</b>	48.067	<b>2:22.680 (1)</b>	<b>74.90</b>		<b>13:41:02.276</b>
3 -	1:35.829	48.569	2:24.398 (3)	74.01	1.718	13:43:26.674
4 -	1:36.255	48.196	2:24.451	73.99	1.771	13:45:51.125
5 -	1:35.681	48.543	2:24.224 (2)	74.10	1.544	13:48:15.349

P14 75 RMT Tom SVENSEN		Suzuki SV650 - Team TSR - HCL Carsales - RG racing				
IDEAL LAP TIME : 2:15.166		BEST LAP TIME : 2:15.166		DIFFERENCE : 0.000		
LAP	SECTOR 1	SECTOR 2	LAP TIME	MPH	DIFF	TIME OF DAY
1 -		47.202	2:56.892	60.42	41.726	13:39:09.525
2 -	1:31.853	47.688	2:19.541	76.59	4.375	13:41:29.066
3 -	1:32.684	46.271	2:18.955 (3)	76.91	3.789	13:43:48.021
4 -	1:30.625	45.569	2:16.194 (2)	78.47	1.028	13:46:04.215
5 -	<b>1:29.910</b>	<b>45.256</b>	<b>2:15.166 (1)</b>	<b>79.07</b>		<b>13:48:19.381</b>

P15 166 RMT Ben KING		Suzuki SV650 -				
IDEAL LAP TIME : 2:17.110		BEST LAP TIME : 2:17.110		DIFFERENCE : 0.000		
LAP	SECTOR 1	SECTOR 2	LAP TIME	MPH	DIFF	TIME OF DAY
1 -		47.319	2:56.978	60.39	39.868	13:39:09.611
2 -	1:32.766	47.537	2:20.303	76.17	3.193	13:41:29.914
3 -	1:32.070	46.442	2:18.512 (2)	77.16	1.402	13:43:48.426
4 -	1:33.043	46.653	2:19.696 (3)	76.50	2.586	13:46:08.122
5 -	<b>1:31.294</b>	<b>45.816</b>	<b>2:17.110 (1)</b>	<b>77.95</b>		<b>13:48:25.232</b>

P16 62 RMT Max PRIESTLEY		Suzuki SV650 - Mum and Dad				
IDEAL LAP TIME : 2:17.261		BEST LAP TIME : 2:18.009		DIFFERENCE : 0.748		
LAP	SECTOR 1	SECTOR 2	LAP TIME	MPH	DIFF	TIME OF DAY
1 -		46.755	2:58.868	59.75	40.859	13:39:11.501
2 -	<b>1:30.923</b>	47.086	<b>2:18.009 (1)</b>	<b>77.44</b>		<b>13:41:29.510</b>
3 -	1:34.120	47.384	2:21.504	75.53	3.495	13:43:51.014
4 -	1:31.856	46.703	2:18.559 (3)	77.13	0.550	13:46:09.573
5 -	1:31.773	<b>46.338</b>	2:18.111 (2)	77.38	0.102	13:48:27.684

P17 14 RMT George DAVIES		Suzuki SV650 - J Clay Fitness / Fresh Inkz Tattoo Studio's				
IDEAL LAP TIME : 2:19.308		BEST LAP TIME : 2:19.650		DIFFERENCE : 0.342		
LAP	SECTOR 1	SECTOR 2	LAP TIME	MPH	DIFF	TIME OF DAY
1 -		46.915	2:55.960	60.74	36.310	13:39:08.593
2 -	1:32.441	47.506	2:19.947 (3)	76.37	0.297	13:41:28.540
3 -	<b>1:32.437</b>	47.213	<b>2:19.650 (1)</b>	<b>76.53</b>		<b>13:43:48.190</b>
4 -	1:32.908	<b>46.871</b>	2:19.779 (2)	76.46	0.129	13:46:07.969
5 -	1:32.709	47.748	2:20.457	76.09	0.807	13:48:28.426

P18 30 RMT David LUFF		Suzuki SV650 - ATP Motorsport/Sarah O'Neill				
IDEAL LAP TIME : 2:18.860		BEST LAP TIME : 2:20.114		DIFFERENCE : 1.254		
LAP	SECTOR 1	SECTOR 2	LAP TIME	MPH	DIFF	TIME OF DAY
1 -		46.989	2:56.379	60.59	36.265	13:39:09.012
2 -	<b>1:32.371</b>	47.743	<b>2:20.114 (1)</b>	<b>76.28</b>		<b>13:41:29.126</b>
3 -	1:34.089	<b>46.489</b>	2:20.578 (2)	76.02	0.464	13:43:49.704
4 -	1:34.542	47.886	2:22.428	75.04	2.314	13:46:12.132
5 -	1:34.139	48.254	2:22.393 (3)	75.06	2.279	13:48:34.525

# BMCRC - MRO Championships 2024 - Rnd 3 @ Snetterton 300

## Rookie Minitwins & BMCRC Formula 400

### RACE 10 - SECTOR ANALYSIS



SECTOR 1 = FL to I1, SECTOR 2 = I1 to FL, DIFF = Difference To Personal Best Lap, P = Crossed Finish Line in Pit Lane, D = Time Disallowed

P19		173 RMT		Alex BUCHANAN		Suzuki SV650 - novus resourcing	
IDEAL LAP TIME : 2:21.464		BEST LAP TIME : 2:22.257		DIFFERENCE : 0.793			
LAP	SECTOR 1	SECTOR 2	LAP TIME	MPH	DIFF	TIME OF DAY	
1 -		48.546	2:59.926	59.40	37.669	13:39:12.559	
2 -	<b>1:33.222</b>	49.035	<b>2:22.257 (1)</b>	<b>75.13</b>		<b>13:41:34.816</b>	
3 -	1:34.266	48.452	2:22.718 (3)	74.88	0.461	13:43:57.534	
4 -	1:34.169	<b>48.242</b>	2:22.411 (2)	75.05	0.154	13:46:19.945	
5 -	1:34.853	49.342	2:24.195	74.12	1.938	13:48:44.140	

P20		213 RMT		Paul WRIGHT		Suzuki SV650 -	
IDEAL LAP TIME : 2:20.557		BEST LAP TIME : 2:20.557		DIFFERENCE : 0.000			
LAP	SECTOR 1	SECTOR 2	LAP TIME	MPH	DIFF	TIME OF DAY	
1 -		47.898	3:00.286	59.28	39.729	13:39:12.919	
2 -	1:34.061	47.937	2:21.998 (3)	75.26	1.441	13:41:34.917	
3 -	<b>1:33.938</b>	<b>46.619</b>	<b>2:20.557 (1)</b>	<b>76.04</b>		<b>13:43:55.474</b>	
4 -	1:34.824	46.758	2:21.582 (2)	75.49	1.025	13:46:17.056	
5 -	1:49.998	54.945	2:44.943	64.79	24.386	13:49:01.999	

P21		251 RMT		Craig FERRIS		Suzuki SV650 - IMP Racing	
IDEAL LAP TIME : 2:37.342		BEST LAP TIME : 2:38.570		DIFFERENCE : 1.228			
LAP	SECTOR 1	SECTOR 2	LAP TIME	MPH	DIFF	TIME OF DAY	
1 -		54.350	3:16.537	54.38	37.967	13:39:29.170	
2 -	1:45.854	53.864	2:39.718 (3)	66.91	1.148	13:42:08.888	
3 -	<b>1:44.948</b>	53.622	<b>2:38.570 (1)</b>	<b>67.40</b>		<b>13:44:47.458</b>	
4 -	1:46.300	<b>52.394</b>	2:38.694 (2)	67.35	0.124	13:47:26.152	

P22		113 RMT		Phil ROODT		Suzuki SV650 - Carter Thorne Carpets and flooring 2018 ltd	
IDEAL LAP TIME : 2:20.374		BEST LAP TIME : 2:20.374		DIFFERENCE : 0.000			
LAP	SECTOR 1	SECTOR 2	LAP TIME	MPH	DIFF	TIME OF DAY	
1 -		47.550	3:00.677	59.15	40.303	13:39:13.310	
2 -	1:33.192	49.087	2:22.279 (2)	75.12	1.905	13:41:35.589	
3 -	<b>1:33.061</b>	<b>47.313</b>	<b>2:20.374 (1)</b>	<b>76.14</b>		<b>13:43:55.963</b>	
4 -	1:34.875	48.966	2:23.841 (3)	74.30	3.467	13:46:19.804	

# BMCRC - MRO Championships 2024 - Rnd 3 @ Snetterton 300

## Rookie Minitwins & BMCRC Formula 400

### RACE 10 - BEST SECTORS

SECTOR 1			SECTOR 2			IDEAL / BEST COMPARISON						
POS	NO	NAME	TIME	NO	NAME	TIME	POS	NO	NAME	IDEAL	BEST	DIFF
									<b>PERFECT LAP</b>	<b>2:06.547</b>		
1	2	GILL	1:24.523	2	GILL	42.024	1	2	GILL	2:06.547	2:07.155	0.608
2	15	SMITH	1:24.660	15	SMITH	42.080	2	15	SMITH	2:06.740	2:07.466	0.726
3	189	BARAN	1:26.672	115	DONKERSLEY	43.719	3	189	BARAN	2:10.432	2:11.319	0.887
4	115	DONKERSLEY	1:27.451	189	BARAN	43.760	4	115	DONKERSLEY	2:11.170	2:11.905	0.735
5	17	BATE	1:27.534	17	BATE	44.180	5	17	BATE	2:11.714	2:11.967	0.253
6	237	WOOD	1:27.688	90	RAPA	44.247	6	237	WOOD	2:12.165	2:12.815	0.650
7	90	RAPA	1:29.163	12	WATT	44.424	7	90	RAPA	2:13.410	2:13.537	0.127
8	12	WATT	1:29.391	237	WOOD	44.477	8	12	WATT	2:13.815	2:13.815	0.000
9	122	EGGINTON	1:29.415	122	EGGINTON	45.006	9	122	EGGINTON	2:14.421	2:15.124	0.703
10	75	SVENSEN	1:29.910	26	LEE	45.051	10	75	SVENSEN	2:15.166	2:15.166	0.000
11	26	LEE	1:30.636	67	HARVEY	45.153	11	26	LEE	2:15.687	2:16.039	0.352
12	62	PRIESTLEY	1:30.923	75	SVENSEN	45.256	12	166	KING	2:17.110	2:17.110	0.000
13	166	KING	1:31.294	81	SIMS	45.805	13	62	PRIESTLEY	2:17.261	2:18.009	0.748
14	30	LUFF	1:32.371	166	KING	45.816	14	67	HARVEY	2:17.742	2:17.815	0.073
15	14	DAVIES	1:32.437	62	PRIESTLEY	46.338	15	30	LUFF	2:18.860	2:20.114	1.254
16	67	HARVEY	1:32.589	30	LUFF	46.489	16	14	DAVIES	2:19.308	2:19.650	0.342
17	113	ROODT	1:33.061	213	WRIGHT	46.619	17	81	SIMS	2:19.429	2:19.695	0.266
18	173	BUCHANAN	1:33.222	55	MANSON-CHUBB	46.799	18	113	ROODT	2:20.374	2:20.374	0.000
19	81	SIMS	1:33.624	14	DAVIES	46.871	19	213	WRIGHT	2:20.557	2:20.557	0.000
20	213	WRIGHT	1:33.938	113	ROODT	47.313	20	55	MANSON-CHUBB	2:21.412	2:22.680	1.268
21	55	MANSON-CHUBB	1:34.613	173	BUCHANAN	48.242	21	173	BUCHANAN	2:21.464	2:22.257	0.793
22	251	FERRIS	1:44.948	251	FERRIS	52.394	22	251	FERRIS	2:37.342	2:38.570	1.228

# BMCRC - MRO Championships 2024 - Rnd 3 @ Snetterton 300

## Rookie Minitwins & BMCRC Formula 400

### RACE 10 - STATISTICS

**Competitors Started** 22  
**Planned Start** 2024-05-05 @ 13:20:00.000  
**Actual Start** 2024-05-05 @ 13:36:12.632  
**Finish Time** 2024-05-05 @ 13:46:53.348  
**Track Length** 2.9689mi.  
**Total Laps** 108  
**Total Distance Covered** 320.6424mi.

#### Session Fastest Lap History

NO	CL	NAME	LAP TIME	TIME OF DAY	LAP	VEHICLE
2	F400_M	Andrew GILL	<b>2:07.478</b>	13:40:31.603	2	Kawasaki ZXR400
15	F400_M	Nick SMITH	<b>2:07.466</b>	13:40:32.145	2	Kawasaki ZXR400
2	F400_M	Andrew GILL	<b>2:07.252</b>	13:42:38.854	3	Kawasaki ZXR400
2	F400_M	Andrew GILL	<b>2:07.155</b>	13:46:53.364	5	Kawasaki ZXR400

#### Session Leader History

NO	CL	NAME	FROM LAP	LAPS LED	DISTANCE	VEHICLE
2	F400_M	Andrew GILL	1	5	14.84 miles	Kawasaki ZXR400

#### Flag History

TYPE	TIME OF DAY
GREEN	13:36:12.632
FINISH	13:46:53.348

#### Flag Statistics

TYPE	COUNT	TOTAL LAPS	TOTAL TIME
Green	1	5	13:03.730
Red	0	0	0.000
Safety Car	0	0	0.000
FCY	0	0	0.000

# BMCRC - MRO Championships 2024 - Rnd 3 @ Snetterton 300

## Rookie Minitwins & BMCRC Formula 400

### RACE 10 - STATISTICS

CLASS : F400\_M

4 Starters

#### Fastest Lap History

NO	NAME	LAP TIME	TIME OF DAY	LAP	VEHICLE
2	Andrew GILL	<b>2:07.478</b>	13:40:31.603	2	Kawasaki ZXR400
15	Nick SMITH	<b>2:07.466</b>	13:40:32.145	2	Kawasaki ZXR400
2	Andrew GILL	<b>2:07.252</b>	13:42:38.854	3	Kawasaki ZXR400
2	Andrew GILL	<b>2:07.155</b>	13:46:53.364	5	Kawasaki ZXR400

#### Leader History

NO	NAME	FROM LAP	LAPS LED	DISTANCE	VEHICLE
2	Andrew GILL	1	5	14.84 miles	Kawasaki ZXR400

# BMCRC - MRO Championships 2024 - Rnd 3 @ Snetterton 300

## Rookie Minitwins & BMCRC Formula 400

### RACE 10 - STATISTICS

**CLASS : F400\_S**

4 Starters

#### Fastest Lap History

NO	NAME	LAP TIME	TIME OF DAY	LAP	VEHICLE
17	Freddie BATE	<b>2:11.967</b>	13:40:43.371	2	Kawasaki ZXR400

#### Leader History

NO	NAME	FROM LAP	LAPS LED	DISTANCE	VEHICLE
17	Freddie BATE	1	5	14.84 miles	Kawasaki ZXR400

# BMCRC - MRO Championships 2024 - Rnd 3 @ Snetterton 300

## Rookie Minitwins & BMCRC Formula 400

### RACE 10 - STATISTICS

CLASS : F400\_S/R

2 Starters

#### Fastest Lap History

NO	NAME	LAP TIME	TIME OF DAY	LAP	VEHICLE
81	Ollie SIMS	2:19.695	13:40:57.907	2	Kawasaki NINJA 400

#### Leader History

NO	NAME	FROM LAP	LAPS LED	DISTANCE	VEHICLE
81	Ollie SIMS	1	5	14.84 miles	Kawasaki NINJA 400

# BMCRC - MRO Championships 2024 - Rnd 3 @ Snetterton 300

## Rookie Minitwins & BMCRC Formula 400

### RACE 10 - STATISTICS

**CLASS : RMT**

12 Starters

#### Fastest Lap History

NO	NAME	LAP TIME	TIME OF DAY	LAP	VEHICLE
189	Sebastian BARAN	2:11.985	13:41:15.547	2	Suzuki SV650
189	Sebastian BARAN	2:11.319	13:47:51.226	5	Suzuki SV650

#### Leader History

NO	NAME	FROM LAP	LAPS LED	DISTANCE	VEHICLE
237	Tim WOOD	1	1	2.96 miles	Suzuki SV650
189	Sebastian BARAN	2	4	11.87 miles	Suzuki SV650



# BMCRC - MRO Championships 2024 - Rnd 3 @ Snetterton 300

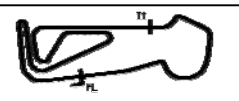
## Rookie Minitwins & BMCRC Formula 400

### RACE 21 - GRID (5 Laps)

ROW 10	30	46	Richard HODGES	29	78	Stuart LEEK	28	998	Ben RYBICKI				
ROW 9			2:38.570	27	251	Craig FERRIS	26	173	Alex BUCHANAN	25	213	Paul WRIGHT	2:20.557
ROW 8			2:20.374	24	113	Phil ROODT	23	30	David LUFF	22	14	George DAVIES	2:19.650
ROW 7			2:18.009	21	62	Max PRIESTLEY	20	166	Ben KING	19	75	Tom SVENSEN	2:15.166
ROW 6			2:15.124	18	122	James EGGINTON	17	237	Tim WOOD	16	189	Sebastian BARAN	2:11.319
ROW 5				15			14			13			
ROW 4				12	73	Colvin TURNER	11	21	Alan WATSON	10	55	Magnus MANSON-CHUBB	2:22.680
ROW 3			2:19.695	9	81	Ollie SIMS	8	67	Simon HARVEY	7	26	Damian LEE	2:16.039
ROW 2			2:13.815	6	12	Kade WATT	5	90	Steve RAPA	4	17	Freddie BATE	2:11.967
ROW 1			2:11.905	3	115	Jake DONKERSLEY	2	15	Nick SMITH	1	2	Andrew GILL	2:07.155
													<b>Pole</b>

These results are provisional until the conclusion of any judicial and technical matters.

Snetterton 300: 2.9689 miles

Clerk Of Course:	Stewards:	Timekeeper:	<i>Craig Smith</i>	
------------------	-----------	-------------	--------------------	---

Results can be found at [www.tsl-timing.com](http://www.tsl-timing.com)

Printed - 13:53 Sunday, 05 May 2024



# BMCRC - MRO Championships 2024 - Rnd 3 @ Snetterton 300

## Rookie Minitwins & BMCRC Formula 400

### RACE 21 - CLASSIFICATION

Race Distance: 5 Laps / 14.84 miles

POS	NO	CL	PIC	NAME	ENTRY	LAPS	TIME	GAP	DIFF	MPH	BEST	ON	GRD	↑↓
1	15	F400_M	1	Nick SMITH	Kawasaki ZXR400 - Hi-Precision Engineering Ltd	5	11:00.896			80.86	2:11.450	5	2	1
2	115	F400_M	2	Jake DONKERSLEY	Honda VFR400 NC30 -	5	11:05.162	4.266	4.266	80.34	2:11.245	4	3	1
3	12	F400_S	1	Kade WATT	Kawasaki NINJA 400 - 3D Racing	5	11:17.757	16.861	12.595	78.84	2:13.681	5	6	3
4	17	F400_S	2	Freddie BATE	Kawasaki ZXR400 - hartjay	5	11:18.181	17.285	0.424	78.79	2:12.098	4	4	0
5	90	F400_S	3	Steve RAPA	Honda RVF400 (BRUCE) - My Own Fair Hands	5	11:19.318	18.422	1.137	78.66	2:14.109	5	5	0
6	67	F400_M	3	Simon HARVEY	Kawasaki ZX4RR - Retirement Fund Racing	5	11:32.090	31.194	12.772	77.21	2:16.194	3	8	2
7	26	F400_S	4	Damian LEE	Yamaha TZR 250 - Leed Autos	5	11:32.165	31.269	0.075	77.20	2:16.218	3	7	0
8	189	RMT	1	Sebastian BARAN	Suzuki SV650 -	5	11:42.675	41.779	10.510	76.05	2:13.072	2	13	5
9	237	RMT	2	Tim WOOD	Suzuki SV650 - Hel Performance	5	11:51.469	50.573	8.794	75.11	2:13.650	4	14	5
10	122	RMT	3	James EGGINTON	Suzuki SV650 - Advance Computer Services - www.ACS.co.uk	5	11:51.550	50.654	0.081	75.10	2:14.503	4	15	5
11	55	F400_S/R	1	Magnus MANSON-CHUBB	KAWASAKI ZXR400L -	5	11:55.993	55.097	4.443	74.63	2:20.065	4	10	-1
12	81	F400_S/R	2	Ollie SIMS	Kawasaki NINJA 400 - Motorbodies Weston Ltd	5	11:56.104	55.208	0.111	74.62	2:21.885	5	9	-3
13	166	RMT	4	Ben KING	Suzuki SV650 -	5	12:11.346	1:10.450	15.242	73.07	2:17.688	5	17	4
14	14	RMT	5	George DAVIES	Suzuki SV650 - J Clay Fitness / Fresh Inkz Tattoo Studio's	5	12:14.863	1:13.967	3.517	72.72	2:19.211	5	19	5
15	62	RMT	6	Max PRIESTLEY	Suzuki SV650 - Mum and Dad	5	12:22.781	1:21.885	7.918	71.94	2:19.621	4	18	3
16	30	RMT	7	David LUFF	Suzuki SV650 - ATP Motorsport/Sarah O'Neill	5	12:39.492	1:38.596	16.711	70.36	2:24.182	2	20	4
17	213	RMT	8	Paul WRIGHT	Suzuki SV650 -	5	12:44.785	1:43.889	5.293	69.87	2:24.144	4	22	5
18	173	RMT	9	Alex BUCHANAN	Suzuki SV650 - novus resourcing	5	12:57.896	1:57.000	13.111	68.69	2:27.617	2	23	5
19	251	RMT	10	Craig FERRIS	Suzuki SV650 - IMP Racing	4	11:10.813	1 Lap	1 Lap	63.73	2:36.753	4	24	5

#### NOT CLASSIFIED

DNF	75	RMT		Tom SVENSEN	Suzuki SV650 - Team TSR - HCL Carsales - RG racing	2	5:07.042	3 Laps	2 Laps	69.61	2:15.864	2	16	
DNF	21	F400_M		Alan WATSON	Kawasaki ZXR 400 - Watson Racing	1	2:24.389	4 Laps	1 Lap	74.02			11	
DNF	2	F400_M		Andrew GILL	Kawasaki ZXR400 -	0							1	

#### FASTEST LAP

115	F400_M	Jake DONKERSLEY	Honda VFR400 NC30 -	4	2:11.245	81.43 mph	131.05 kph
17	F400_S	Freddie BATE	Kawasaki ZXR400 - hartjay	4	2:12.098	80.91 mph	130.21 kph
189	RMT	Sebastian BARAN	Suzuki SV650 -	2	2:13.072	80.31 mph	129.25 kph
55	F400_S/R	Magnus MANSON-CHUBB	KAWASAKI ZXR400L -	4	2:20.065	76.30 mph	122.80 kph

#### Comments:

Class F400\_M - 92.5% of Race Speed = 74.79 mph  
 Class F400\_S - 92.5% of Race Speed = 72.92 mph  
 Class RMT - 92.5% of Race Speed = 70.34 mph  
 Class F400\_S/R - 92.5% of Race Speed = 69.03 mph

Weather / Track : Cloudy / Dry

Date: 05/05/2024 Start: 17:09 Finish: 17:20  
 Snetterton 300: 2.9689 miles

These results are provisional until the conclusion of any judicial and technical matters.

Clerk Of Course:	Stewards:	Timekeeper:	<i>Craig Smith</i>	
------------------	-----------	-------------	--------------------	--

Results can be found at [www.tsl-timing.com](http://www.tsl-timing.com)

Printed - 17:23 Sunday, 05 May 2024

# BMCRC - MRO Championships 2024 - Rnd 3 @ Snetterton 300

## Rookie Minitwins & BMCRC Formula 400

### RACE 21 - LAP CHART

LAP 1 @ 17:12:09.935			LAP 2 @ 17:14:21.431			LAP 3 @ 17:16:33.334			LAP 4 @ 17:18:45.238			LAP 5 @ 17:20:56.688		
NO	BEHIND	LAP TIME	NO	BEHIND	LAP TIME	NO	BEHIND	LAP TIME	NO	BEHIND	LAP TIME	NO	BEHIND	LAP TIME
15		2:14.143	15		2:11.496	15		2:11.903	15		2:11.904	15		2:11.450
115	4.460	2:18.603	115	4.333	2:11.369	115	3.745	2:11.315	115	3.086	2:11.245	115	4.266	2:12.630
90	5.541	2:19.684	90	8.939	2:14.894	90	11.826	2:14.790	12	14.630	2:14.353	251	1 Lap	2:36.753
12	5.797	2:19.940	12	9.095	2:14.794	12	12.181	2:14.989	90	15.763	2:15.841	12	16.861	2:13.681
67	8.281	2:22.424	17	13.409	2:14.402	17	15.619	2:14.113	17	15.813	2:12.098	17	17.285	2:12.922
26	9.263	2:23.406	67	13.864	2:17.079	67	18.155	2:16.194	67	24.441	2:18.190	90	18.422	2:14.109
21	10.246	2:24.389	26	14.565	2:16.798	26	18.880	2:16.218	26	24.761	2:17.785	67	31.194	2:18.203
17	10.503	2:24.646	81	23.721	2:22.671	81	34.651	2:22.833	189	38.897	2:13.217	26	31.269	2:17.958
81	12.546	2:26.689	55	26.715	2:23.434	55	36.787	2:21.975	81	44.773	2:22.026	189	41.779	2:14.332
55	14.777	2:28.920	189	35.811	2:13.072	189	37.584	2:13.676	55	44.948	2:20.065	237	50.573	2:15.582
189	34.235	2:48.378	122	40.664	2:15.075	122	44.168	2:15.407	237	46.441	2:13.650	122	50.654	2:15.337
75	37.035	2:51.178	237	41.248	2:14.981	237	44.695	2:15.350	122	46.767	2:14.503	55	55.097	2:21.599
122	37.085	2:51.228	75	41.403	2:15.864	166	57.696	2:19.444	166	1:04.212	2:18.420	81	55.208	2:21.885
237	37.763	2:51.906	166	50.155	2:19.240	14	58.619	2:19.674	14	1:06.206	2:19.491	166	1:10.450	2:17.688
14	42.359	2:56.502	14	50.848	2:19.985	62	1:05.419	2:21.791	62	1:13.136	2:19.621	14	1:13.967	2:19.211
166	42.411	2:56.554	62	55.531	2:21.727	30	1:10.806	2:24.984	30	1:23.912	2:25.010	62	1:21.885	2:20.199
30	45.039	2:59.182	30	57.725	2:24.182	213	1:16.378	2:26.799	213	1:28.618	2:24.144	30	1:38.596	2:26.134
62	45.300	2:59.443	213	1:01.482	2:25.017	173	1:19.741	2:27.906	173	1:36.336	2:28.499	213	1:43.889	2:26.721
173	47.617	3:01.760	173	1:03.738	2:27.617	251	1:56.518	2:39.270				173	1:57.000	2:32.114
213	47.961	3:02.104	251	1:29.151	2:39.995									
251	1:00.652	3:14.795												

# BMCRC - MRO Championships 2024 - Rnd 3 @ Snetterton 300

## Rookie Minitwins & BMCRC Formula 400

### RACE 21 - POSITION CHART

No	Name	Lap Pos	Lap				
			1	2	3	4	5
2	GILL	1	15	15	15	15	15
15	SMITH	2	115	115	115	115	115
115	DONKERSLEY	3	90	90	90	12	12
17	BATE	4	12	12	12	90	17
90	RAPA	5	67	17	17	17	90
12	WATT	6	26	67	67	67	67
26	LEE	7	21	26	26	26	26
67	HARVEY	8	17	81	81	189	189
81	SIMS	9	81	55	55	81	237
55	MANSON-CHUBB	10	55	189	189	55	122
21	WATSON	11	189	122	122	237	55
189	BARAN	12	75	237	237	122	81
237	WOOD	13	122	75	166	166	166
122	EGGINTON	14	237	166	14	14	14
75	SVENSEN	15	14	14	62	62	62
166	KING	16	166	62	30	30	30
62	PRIESTLEY	17	30	30	213	213	213
14	DAVIES	18	62	213	173	173	173
30	LUFF	19	173	173	251	251	
213	WRIGHT	20	213	251			
173	BUCHANAN	21	251				
251	FERRIS	22					

# BMCRC - MRO Championships 2024 - Rnd 3 @ Snetterton 300

## Rookie Minitwins & BMCRC Formula 400

### RACE 21 - SECTOR ANALYSIS



SECTOR 1 = FL to I1, SECTOR 2 = I1 to FL, DIFF = Difference To Personal Best Lap, P = Crossed Finish Line in Pit Lane, D = Time Disallowed

P1 15 F400_M Nick SMITH		Kawasaki ZXR400 - Hi-Precision Engineering Ltd				
IDEAL LAP TIME : 2:10.515		BEST LAP TIME : 2:11.450		DIFFERENCE : 0.935		
LAP	SECTOR 1	SECTOR 2	LAP TIME	MPH	DIFF	TIME OF DAY
1 -		<b>43.174</b>	2:14.143	79.67	2.693	17:12:09.935
2 -	<b>1:27.341</b>	44.155	2:11.496 (2)	81.28	0.046	17:14:21.431
3 -	1:28.072	43.831	2:11.903 (3)	81.02	0.453	17:16:33.334
4 -	1:28.239	43.665	2:11.904	81.02	0.454	17:18:45.238
5 -	1:27.459	43.991	<b>2:11.450 (1)</b>	<b>81.30</b>		<b>17:20:56.688</b>

P2 115 F400_M Jake DONKERSLEY		Honda VFR400 NC30 -				
IDEAL LAP TIME : 2:10.665		BEST LAP TIME : 2:11.245		DIFFERENCE : 0.580		
LAP	SECTOR 1	SECTOR 2	LAP TIME	MPH	DIFF	TIME OF DAY
1 -		<b>43.520</b>	2:18.603	77.11	7.358	17:12:14.395
2 -	1:27.659	43.710	2:11.369 (3)	81.35	0.124	17:14:25.764
3 -	1:27.540	43.775	2:11.315 (2)	81.39	0.070	17:16:37.079
4 -	<b>1:27.145</b>	44.100	<b>2:11.245 (1)</b>	<b>81.43</b>		<b>17:18:48.324</b>
5 -	1:27.856	44.774	2:12.630	80.58	1.385	17:21:00.954

P3 12 F400_S Kade WATT		Kawasaki NINJA 400 - 3D Racing				
IDEAL LAP TIME : 2:13.681		BEST LAP TIME : 2:13.681		DIFFERENCE : 0.000		
LAP	SECTOR 1	SECTOR 2	LAP TIME	MPH	DIFF	TIME OF DAY
1 -		44.500	2:19.940	76.37	6.259	17:12:15.732
2 -	1:29.733	45.061	2:14.794 (3)	79.29	1.113	17:14:30.526
3 -	1:29.732	45.257	2:14.989	79.17	1.308	17:16:45.515
4 -	1:30.185	44.168	2:14.353 (2)	79.55	0.672	17:18:59.868
5 -	<b>1:29.674</b>	<b>44.007</b>	<b>2:13.681 (1)</b>	<b>79.95</b>		<b>17:21:13.549</b>

P4 17 F400_S Freddie BATE		Kawasaki ZXR400 - hartjay				
IDEAL LAP TIME : 2:11.372		BEST LAP TIME : 2:12.098		DIFFERENCE : 0.726		
LAP	SECTOR 1	SECTOR 2	LAP TIME	MPH	DIFF	TIME OF DAY
1 -		45.478	2:24.646	73.89	12.548	17:12:20.438
2 -	1:29.680	44.722	2:14.402	79.52	2.304	17:14:34.840
3 -	1:29.756	44.357	2:14.113 (3)	79.69	2.015	17:16:48.953
4 -	<b>1:27.996</b>	44.102	<b>2:12.098 (1)</b>	<b>80.91</b>		<b>17:19:01.051</b>
5 -	1:29.546	<b>43.376</b>	2:12.922 (2)	80.40	0.824	17:21:13.973

P5 90 F400_S Steve RAPA		Honda RVF400 (BRUCE) - My Own Fair Hands				
IDEAL LAP TIME : 2:14.109		BEST LAP TIME : 2:14.109		DIFFERENCE : 0.000		
LAP	SECTOR 1	SECTOR 2	LAP TIME	MPH	DIFF	TIME OF DAY
1 -		44.519	2:19.684	76.51	5.575	17:12:15.476
2 -	1:29.817	45.077	2:14.894 (3)	79.23	0.785	17:14:30.370
3 -	1:29.809	44.981	2:14.790 (2)	79.29	0.681	17:16:45.160
4 -	1:30.690	45.151	2:15.841	78.68	1.732	17:19:01.001
5 -	<b>1:29.764</b>	<b>44.345</b>	<b>2:14.109 (1)</b>	<b>79.69</b>		<b>17:21:15.110</b>

P6 67 F400_M Simon HARVEY		Kawasaki ZX4RR - Retirement Fund Racing				
IDEAL LAP TIME : 2:16.108		BEST LAP TIME : 2:16.194		DIFFERENCE : 0.086		
LAP	SECTOR 1	SECTOR 2	LAP TIME	MPH	DIFF	TIME OF DAY
1 -		<b>44.903</b>	2:22.424	75.04	6.230	17:12:18.216
2 -	1:31.842	45.237	2:17.079 (2)	77.97	0.885	17:14:35.295
3 -	<b>1:31.205</b>	44.989	<b>2:16.194 (1)</b>	<b>78.47</b>		<b>17:16:51.489</b>
4 -	1:31.571	46.619	2:18.190 (3)	77.34	1.996	17:19:09.679
5 -	1:31.824	46.379	2:18.203	77.33	2.009	17:21:27.882

# BMCRC - MRO Championships 2024 - Rnd 3 @ Snetterton 300

## Rookie Minitwins & BMCRC Formula 400

### RACE 21 - SECTOR ANALYSIS



SECTOR 1 = FL to I1, SECTOR 2 = I1 to FL, DIFF = Difference To Personal Best Lap, P = Crossed Finish Line in Pit Lane, D = Time Disallowed

P7 26 F400_S Damian LEE		Yamaha TZR 250 - Leed Autos				
IDEAL LAP TIME : 2:16.218		BEST LAP TIME : 2:16.218		DIFFERENCE : 0.000		
LAP	SECTOR 1	SECTOR 2	LAP TIME	MPH	DIFF	TIME OF DAY
1 -		45.463	2:23.406	74.53	7.188	17:12:19.198
2 -	1:31.304	45.494	2:16.798 (2)	78.13	0.580	17:14:35.996
3 -	<b>1:31.029</b>	<b>45.189</b>	<b>2:16.218 (1)</b>	<b>78.46</b>		<b>17:16:52.214</b>
4 -	1:31.397	46.388	2:17.785 (3)	77.57	1.567	17:19:09.999
5 -	1:31.829	46.129	2:17.958	77.47	1.740	17:21:27.957

P8 189 RMT Sebastian BARAN		Suzuki SV650 -				
IDEAL LAP TIME : 2:12.818		BEST LAP TIME : 2:13.072		DIFFERENCE : 0.254		
LAP	SECTOR 1	SECTOR 2	LAP TIME	MPH	DIFF	TIME OF DAY
1 -		<b>44.313</b>	2:48.378	63.47	35.306	17:12:44.170
2 -	1:28.611	44.461	<b>2:13.072 (1)</b>	<b>80.31</b>		<b>17:14:57.242</b>
3 -	1:29.080	44.596	2:13.676 (3)	79.95	0.604	17:17:10.918
4 -	<b>1:28.505</b>	44.712	2:13.217 (2)	80.23	0.145	17:19:24.135
5 -	1:29.180	45.152	2:14.332	79.56	1.260	17:21:38.467

P9 237 RMT Tim WOOD		Suzuki SV650 - Hel Performance				
IDEAL LAP TIME : 2:13.313		BEST LAP TIME : 2:13.650		DIFFERENCE : 0.337		
LAP	SECTOR 1	SECTOR 2	LAP TIME	MPH	DIFF	TIME OF DAY
1 -		45.467	2:51.906	62.17	38.256	17:12:47.698
2 -	1:30.065	44.916	2:14.981 (2)	79.18	1.331	17:15:02.679
3 -	1:30.006	45.344	2:15.350 (3)	78.96	1.700	17:17:18.029
4 -	<b>1:29.139</b>	44.511	<b>2:13.650 (1)</b>	<b>79.97</b>		<b>17:19:31.679</b>
5 -	1:31.408	<b>44.174</b>	2:15.582	78.83	1.932	17:21:47.261

P10 122 RMT James EGGINTON		Suzuki SV650 - Advance Computer Services - www.ACS.co.uk				
IDEAL LAP TIME : 2:14.344		BEST LAP TIME : 2:14.503		DIFFERENCE : 0.159		
LAP	SECTOR 1	SECTOR 2	LAP TIME	MPH	DIFF	TIME OF DAY
1 -		45.521	2:51.228	62.42	36.725	17:12:47.020
2 -	1:30.343	<b>44.732</b>	2:15.075 (2)	79.12	0.572	17:15:02.095
3 -	<b>1:29.612</b>	45.795	2:15.407	78.93	0.904	17:17:17.502
4 -	<b>1:29.612</b>	44.891	<b>2:14.503 (1)</b>	<b>79.46</b>		<b>17:19:32.005</b>
5 -	1:30.197	45.140	2:15.337 (3)	78.97	0.834	17:21:47.342

P11 55 F400_S/F Magnus MANSON-CHUBB		KAWASAKI ZXR400L -				
IDEAL LAP TIME : 2:20.065		BEST LAP TIME : 2:20.065		DIFFERENCE : 0.000		
LAP	SECTOR 1	SECTOR 2	LAP TIME	MPH	DIFF	TIME OF DAY
1 -		47.158	2:28.920	71.77	8.855	17:12:24.712
2 -	1:36.059	47.375	2:23.434	74.51	3.369	17:14:48.146
3 -	1:34.364	47.611	2:21.975 (3)	75.28	1.910	17:17:10.121
4 -	<b>1:33.487</b>	<b>46.578</b>	<b>2:20.065 (1)</b>	<b>76.30</b>		<b>17:19:30.186</b>
5 -	1:33.944	47.655	2:21.599 (2)	75.48	1.534	17:21:51.785

P12 81 F400_S/F Ollie SIMS		Kawasaki NINJA 400 - Motorbodies Weston Ltd				
IDEAL LAP TIME : 2:21.439		BEST LAP TIME : 2:21.885		DIFFERENCE : 0.446		
LAP	SECTOR 1	SECTOR 2	LAP TIME	MPH	DIFF	TIME OF DAY
1 -		46.267	2:26.689	72.86	4.804	17:12:22.481
2 -	1:35.447	47.224	2:22.671 (3)	74.91	0.786	17:14:45.152
3 -	1:35.786	47.047	2:22.833	74.82	0.948	17:17:07.985
4 -	<b>1:35.214</b>	46.812	2:22.026 (2)	75.25	0.141	17:19:30.011
5 -	1:35.660	<b>46.225</b>	<b>2:21.885 (1)</b>	<b>75.32</b>		<b>17:21:51.896</b>

# BMCRC - MRO Championships 2024 - Rnd 3 @ Snetterton 300

## Rookie Minitwins & BMCRC Formula 400

### RACE 21 - SECTOR ANALYSIS



SECTOR 1 = FL to I1, SECTOR 2 = I1 to FL, DIFF = Difference To Personal Best Lap, P = Crossed Finish Line in Pit Lane, D = Time Disallowed

P13 166 RMT Ben KING		Suzuki SV650 -				
IDEAL LAP TIME : 2:17.688		BEST LAP TIME : 2:17.688		DIFFERENCE : 0.000		
LAP	SECTOR 1	SECTOR 2	LAP TIME	MPH	DIFF	TIME OF DAY
1 -		46.616	2:56.554	60.53	38.866	17:12:52.346
2 -	1:32.005	47.235	2:19.240 (3)	76.76	1.552	17:15:11.586
3 -	1:32.595	46.849	2:19.444	76.64	1.756	17:17:31.030
4 -	1:31.799	46.621	2:18.420 (2)	77.21	0.732	17:19:49.450
5 -	<b>1:31.398</b>	<b>46.290</b>	<b>2:17.688 (1)</b>	<b>77.62</b>		<b>17:22:07.138</b>

P14 14 RMT George DAVIES		Suzuki SV650 - J Clay Fitness / Fresh Inkz Tattoo Studio's				
IDEAL LAP TIME : 2:19.112		BEST LAP TIME : 2:19.211		DIFFERENCE : 0.099		
LAP	SECTOR 1	SECTOR 2	LAP TIME	MPH	DIFF	TIME OF DAY
1 -		<b>46.837</b>	2:56.502	60.55	37.291	17:12:52.294
2 -	1:32.686	47.299	2:19.985	76.35	0.774	17:15:12.279
3 -	1:32.623	47.051	2:19.674 (3)	76.52	0.463	17:17:31.953
4 -	1:32.349	47.142	2:19.491 (2)	76.62	0.280	17:19:51.444
5 -	<b>1:32.275</b>	46.936	<b>2:19.211 (1)</b>	<b>76.77</b>		<b>17:22:10.655</b>

P15 62 RMT Max PRIESTLEY		Suzuki SV650 - Mum and Dad				
IDEAL LAP TIME : 2:19.556		BEST LAP TIME : 2:19.621		DIFFERENCE : 0.065		
LAP	SECTOR 1	SECTOR 2	LAP TIME	MPH	DIFF	TIME OF DAY
1 -		<b>47.186</b>	2:59.443	59.56	39.822	17:12:55.235
2 -	1:34.026	47.701	2:21.727 (3)	75.41	2.106	17:15:16.962
3 -	1:33.714	48.077	2:21.791	75.37	2.170	17:17:38.753
4 -	<b>1:32.370</b>	47.251	<b>2:19.621 (1)</b>	<b>76.55</b>		<b>17:19:58.374</b>
5 -	1:32.841	47.358	2:20.199 (2)	76.23	0.578	17:22:18.573

P16 30 RMT David LUFF		Suzuki SV650 - ATP Motorsport/Sarah O'Neill				
IDEAL LAP TIME : 2:24.039		BEST LAP TIME : 2:24.182		DIFFERENCE : 0.143		
LAP	SECTOR 1	SECTOR 2	LAP TIME	MPH	DIFF	TIME OF DAY
1 -		<b>48.279</b>	2:59.182	59.64	35.000	17:12:54.974
2 -	<b>1:35.760</b>	48.422	<b>2:24.182 (1)</b>	<b>74.12</b>		<b>17:15:19.156</b>
3 -	1:35.866	49.118	2:24.984 (2)	73.71	0.802	17:17:44.140
4 -	1:35.848	49.162	2:25.010 (3)	73.70	0.828	17:20:09.150
5 -	1:36.291	49.843	2:26.134	73.13	1.952	17:22:35.284

P17 213 RMT Paul WRIGHT		Suzuki SV650 -				
IDEAL LAP TIME : 2:23.993		BEST LAP TIME : 2:24.144		DIFFERENCE : 0.151		
LAP	SECTOR 1	SECTOR 2	LAP TIME	MPH	DIFF	TIME OF DAY
1 -		48.340	3:02.104	58.69	37.960	17:12:57.896
2 -	1:37.005	48.012	2:25.017 (2)	73.70	0.873	17:15:22.913
3 -	1:37.731	49.068	2:26.799	72.80	2.655	17:17:49.712
4 -	1:36.413	<b>47.731</b>	<b>2:24.144 (1)</b>	<b>74.14</b>		<b>17:20:13.856</b>
5 -	<b>1:36.262</b>	50.459	2:26.721 (3)	72.84	2.577	17:22:40.577

P18 173 RMT Alex BUCHANAN		Suzuki SV650 - novus resourcing				
IDEAL LAP TIME : 2:26.607		BEST LAP TIME : 2:27.617		DIFFERENCE : 1.010		
LAP	SECTOR 1	SECTOR 2	LAP TIME	MPH	DIFF	TIME OF DAY
1 -		<b>48.703</b>	3:01.760	58.80	34.143	17:12:57.552
2 -	1:38.219	49.398	<b>2:27.617 (1)</b>	<b>72.40</b>		<b>17:15:25.169</b>
3 -	1:38.214	49.692	2:27.906 (2)	72.26	0.289	17:17:53.075
4 -	<b>1:37.904</b>	50.595	2:28.499 (3)	71.97	0.882	17:20:21.574
5 -	1:40.683	51.431	2:32.114	70.26	4.497	17:22:53.688

# BMCRC - MRO Championships 2024 - Rnd 3 @ Snetterton 300

## Rookie Minitwins & BMCRC Formula 400

### RACE 21 - SECTOR ANALYSIS



SECTOR 1 = FL to I1, SECTOR 2 = I1 to FL, DIFF = Difference To Personal Best Lap, P = Crossed Finish Line in Pit Lane, D = Time Disallowed

P19		251 RMT		Craig FERRIS		Suzuki SV650 - IMP Racing	
IDEAL LAP TIME : 2:36.753		BEST LAP TIME : 2:36.753		DIFFERENCE : 0.000			
LAP	SECTOR 1	SECTOR 2	LAP TIME	MPH	DIFF	TIME OF DAY	
1 -		52.977	3:14.795	54.86	38.042	17:13:10.587	
2 -	1:46.378	53.617	2:39.995 (3)	66.80	3.242	17:15:50.582	
3 -	1:45.533	53.737	2:39.270 (2)	67.10	2.517	17:18:29.852	
4 -	<b>1:44.500</b>	<b>52.253</b>	<b>2:36.753 (1)</b>	<b>68.18</b>		<b>17:21:06.605</b>	

P20		75 RMT		Tom SVENSEN		Suzuki SV650 - Team TSR - HCL Carsales - RG racing	
IDEAL LAP TIME : 2:15.350		BEST LAP TIME : 2:15.864		DIFFERENCE : 0.514			
LAP	SECTOR 1	SECTOR 2	LAP TIME	MPH	DIFF	TIME OF DAY	
1 -		<b>45.011</b>	2:51.178	62.43	35.314	17:12:46.970	
2 -	<b>1:30.339</b>	45.525	<b>2:15.864 (1)</b>	<b>78.66</b>		<b>17:15:02.834</b>	

P21		21 F400_M		Alan WATSON		Kawasaki ZXR 400 - Watson Racing	
IDEAL LAP TIME : 2:19.822		BEST LAP TIME :		DIFFERENCE :			
LAP	SECTOR 1	SECTOR 2	LAP TIME	MPH	DIFF	TIME OF DAY	
1 -		<b>46.232</b>	2:24.389	74.02		17:12:20.181	



# BMCRC - MRO Championships 2024 - Rnd 3 @ Snetterton 300

## Rookie Minitwins & BMCRC Formula 400

### RACE 21 - BEST SECTORS

SECTOR 1			SECTOR 2			IDEAL / BEST COMPARISON						
POS	NO	NAME	TIME	NO	NAME	TIME	POS	NO	NAME	IDEAL	BEST	DIFF
									<b>PERFECT LAP</b>	<b>2:10.319</b>		
1	115	DONKERSLEY	1:27.145	15	SMITH	43.174	1	15	SMITH	2:10.515	2:11.450	0.935
2	15	SMITH	1:27.341	17	BATE	43.376	2	115	DONKERSLEY	2:10.665	2:11.245	0.580
3	17	BATE	1:27.996	115	DONKERSLEY	43.520	3	17	BATE	2:11.372	2:12.098	0.726
4	189	BARAN	1:28.505	12	WATT	44.007	4	189	BARAN	2:12.818	2:13.072	0.254
5	237	WOOD	1:29.139	237	WOOD	44.174	5	237	WOOD	2:13.313	2:13.650	0.337
6	122	EGGINTON	1:29.612	189	BARAN	44.313	6	12	WATT	2:13.681	2:13.681	0.000
7	12	WATT	1:29.674	90	RAPA	44.345	7	90	RAPA	2:14.109	2:14.109	0.000
8	90	RAPA	1:29.764	122	EGGINTON	44.732	8	122	EGGINTON	2:14.344	2:14.503	0.159
9	75	SVENSEN	1:30.339	67	HARVEY	44.903	9	75	SVENSEN	2:15.350	2:15.864	0.514
10	26	LEE	1:31.029	75	SVENSEN	45.011	10	67	HARVEY	2:16.108	2:16.194	0.086
11	67	HARVEY	1:31.205	26	LEE	45.189	11	26	LEE	2:16.218	2:16.218	0.000
12	166	KING	1:31.398	81	SIMS	46.225	12	166	KING	2:17.688	2:17.688	0.000
13	14	DAVIES	1:32.275	21	WATSON	46.232	13	14	DAVIES	2:19.112	2:19.211	0.099
14	62	PRIESTLEY	1:32.370	166	KING	46.290	14	62	PRIESTLEY	2:19.556	2:19.621	0.065
15	55	MANSON-CHUBB	1:33.487	55	MANSON-CHUBB	46.578	15	21	WATSON	2:19.822		
16	21	WATSON	1:33.590	14	DAVIES	46.837	16	55	MANSON-CHUBB	2:20.065	2:20.065	0.000
17	81	SIMS	1:35.214	62	PRIESTLEY	47.186	17	81	SIMS	2:21.439	2:21.885	0.446
18	30	LUFF	1:35.760	213	WRIGHT	47.731	18	213	WRIGHT	2:23.993	2:24.144	0.151
19	213	WRIGHT	1:36.262	30	LUFF	48.279	19	30	LUFF	2:24.039	2:24.182	0.143
20	173	BUCHANAN	1:37.904	173	BUCHANAN	48.703	20	173	BUCHANAN	2:26.607	2:27.617	1.010
21	251	FERRIS	1:44.500	251	FERRIS	52.253	21	251	FERRIS	2:36.753	2:36.753	0.000
22												

# BMCRC - MRO Championships 2024 - Rnd 3 @ Snetterton 300

## Rookie Minitwins & BMCRC Formula 400

### RACE 21 - STATISTICS

<b>Competitors Started</b>	21
<b>Planned Start</b>	2024-05-05 @ 17:20:00.000
<b>Actual Start</b>	2024-05-05 @ 17:09:55.792
<b>Finish Time</b>	2024-05-05 @ 17:20:56.687
<b>Track Length</b>	2.9689mi.
<b>Total Laps</b>	97
<b>Total Distance Covered</b>	287.9844mi.

#### Session Fastest Lap History

NO	CL	NAME	LAP TIME	TIME OF DAY	LAP	VEHICLE
15	F400_M	Nick SMITH	2:11.496	17:14:21.436	2	Kawasaki ZXR400
115	F400_M	Jake DONKERSLEY	2:11.369	17:14:25.787	2	Honda VFR400 NC30
115	F400_M	Jake DONKERSLEY	2:11.315	17:16:37.102	3	Honda VFR400 NC30
115	F400_M	Jake DONKERSLEY	2:11.245	17:18:48.347	4	Honda VFR400 NC30

#### Session Leader History

NO	CL	NAME	FROM LAP	LAPS LED	DISTANCE	VEHICLE
15	F400_M	Nick SMITH	1	5	14.84 miles	Kawasaki ZXR400

#### Flag History

TYPE	TIME OF DAY
GREEN	17:09:55.792
FINISH	17:20:56.687

#### Flag Statistics

TYPE	COUNT	TOTAL LAPS	TOTAL TIME
Green	1	5	13:03.998
Red	0	0	0.000
Safety Car	0	0	0.000
FCY	0	0	0.000

# BMCRC - MRO Championships 2024 - Rnd 3 @ Snetterton 300

## Rookie Minitwins & BMCRC Formula 400

### RACE 21 - STATISTICS

CLASS : F400\_M

4 Starters

#### Fastest Lap History

NO	NAME	LAP TIME	TIME OF DAY	LAP	VEHICLE
15	Nick SMITH	2:11.496	17:14:21.436	2	Kawasaki ZXR400
115	Jake DONKERSLEY	2:11.369	17:14:25.787	2	Honda VFR400 NC30
115	Jake DONKERSLEY	2:11.315	17:16:37.102	3	Honda VFR400 NC30
115	Jake DONKERSLEY	2:11.245	17:18:48.347	4	Honda VFR400 NC30

#### Leader History

NO	NAME	FROM LAP	LAPS LED	DISTANCE	VEHICLE
15	Nick SMITH	1	5	14.84 miles	Kawasaki ZXR400

# BMCRC - MRO Championships 2024 - Rnd 3 @ Snetterton 300

## Rookie Minitwins & BMCRC Formula 400

### RACE 21 - STATISTICS

CLASS : F400\_S

4 Starters

#### Fastest Lap History

NO	NAME	LAP TIME	TIME OF DAY	LAP	VEHICLE
90	Steve RAPA	<b>2:14.894</b>	17:14:30.378	2	Honda RVF400 (BRUCE)
12	Kade WATT	<b>2:14.794</b>	17:14:30.550	2	Kawasaki NINJA 400
17	Freddie BATE	<b>2:14.402</b>	17:14:34.845	2	Kawasaki ZXR400
17	Freddie BATE	<b>2:14.113</b>	17:16:48.958	3	Kawasaki ZXR400
17	Freddie BATE	<b>2:12.098</b>	17:19:01.056	4	Kawasaki ZXR400

#### Leader History

NO	NAME	FROM LAP	LAPS LED	DISTANCE	VEHICLE
90	Steve RAPA	1	3	8.90 miles	Honda RVF400 (BRUCE)
12	Kade WATT	4	2	5.93 miles	Kawasaki NINJA 400

# BMCRC - MRO Championships 2024 - Rnd 3 @ Snetterton 300

## Rookie Minitwins & BMCRC Formula 400

### RACE 21 - STATISTICS

CLASS : F400\_S/R

2 Starters

#### Fastest Lap History

NO	NAME	LAP TIME	TIME OF DAY	LAP	VEHICLE
81	Ollie SIMS	2:22.671	17:14:45.161	2	Kawasaki NINJA 400
55	Magnus MANSON-CHUBB	2:21.975	17:17:10.151	3	KAWASAKI ZXR400L
55	Magnus MANSON-CHUBB	2:20.065	17:19:30.214	4	KAWASAKI ZXR400L

#### Leader History

NO	NAME	FROM LAP	LAPS LED	DISTANCE	VEHICLE
81	Ollie SIMS	1	4	11.87 miles	Kawasaki NINJA 400
55	Magnus MANSON-CHUBB	5	1	2.96 miles	KAWASAKI ZXR400L

# BMCRC - MRO Championships 2024 - Rnd 3 @ Snetterton 300

## Rookie Minitwins & BMCRC Formula 400

### RACE 21 - STATISTICS

**CLASS : RMT**

11 Starters

#### Fastest Lap History

NO	NAME	LAP TIME	TIME OF DAY	LAP	VEHICLE
189	Sebastian BARAN	2:13.072	17:14:57.243	2	Suzuki SV650

#### Leader History

NO	NAME	FROM LAP	LAPS LED	DISTANCE	VEHICLE
189	Sebastian BARAN	1	5	14.84 miles	Suzuki SV650



**BMCRC  
F1 & F2  
SIDE CARS**

# **BMCRC F1 & F2 SIDE CARS**



**BMCRC-MRO Championships - Round 3**

**Snetterton 300**

**4<sup>th</sup> / 5<sup>th</sup> May 2024**



**SPORTS TIMING**

**TIMING SOLUTIONS LTD**

**Timing & Results Provided by Timing Solutions Ltd**

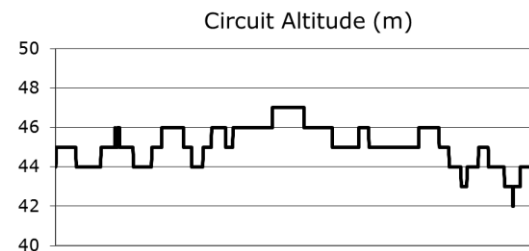
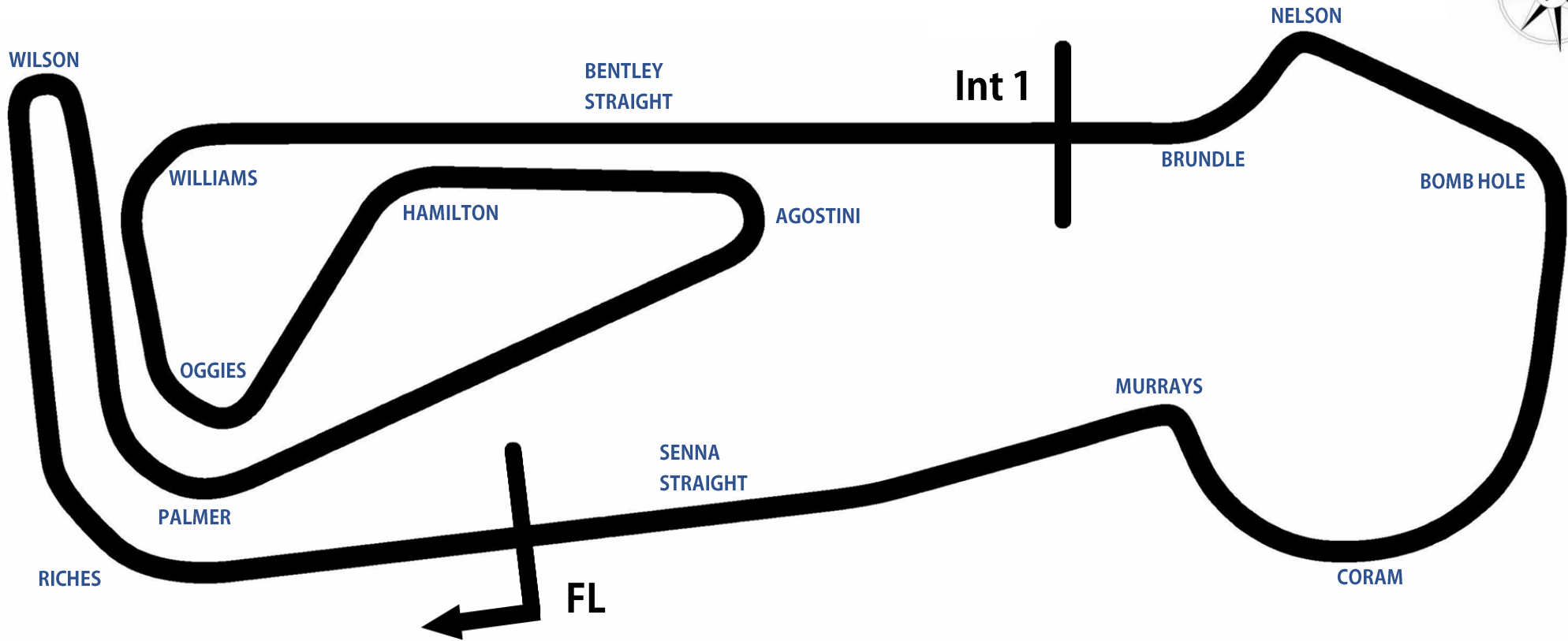
[www.tsl-timing.com](http://www.tsl-timing.com)



Snetterton

# Snetterton 300 Circuit

Norwich, Norfolk, UK



<b>Length</b>	2.9689 miles   4.778 km   4778.0 m	
<b>FL</b>	52.46340 N	0.94476 E
<b>Int 1</b>	3198m	52.46617 N 0.94964 E
<b>Pit Entry</b>	4572m	52.46364 N 0.94774 E
<b>Pit Exit</b>	40m after FL	52.46338 N 0.94420 E
<b>Pit Entry - Pit Exit</b>	246m, 17.7S @ 50kph, 14.7s @ 60kph	



# BMCRC - MRO Championships 2024 - Rnd 3 @ Snetterton 300

## BMCRC F1 & F2 Sidecars

### QUALIFYING - CLASSIFICATION



POS	NO	CL	PIC	NAME	ENTRY	TIME	ON	LAPS	GAP	DIFF	MPH
1	93*	F1	1	G. HOLDEN / LAWRENCE	LCR KAWASAKI 600 - Holden racing	2:07.112	5	5			84.08
2	5	F2	1	MOLYNEUX / ROBERTS	DMR KAWASAKI - Kelproperties	2:07.982	5	5	0.870	0.870	83.51
3	6	F2	2	J. HOLDEN / CLAEYS	CES SUZUKI -	2:09.289	4	5	2.177	1.307	82.66
4	27	F1	2	P. KIRBY / T. KIRBY	ARS Yamaha F600 - KRT	2:10.388	5	5	3.276	1.099	81.97
5	120	F2	3	GIBSON / SHARP	CES SUZUKI - RVISA / ROWTEC	2:12.942	5	5	5.830	2.554	80.39
6	62	F1	3	WRIGHT / BAILEY	Yamaha RYDE F998 - Stainless Steel Designs Ltd.	2:13.342	4	5	6.230	0.400	80.15
7	69	F2	4	LAMBERT / HAYNES	LCR HONDA 600 - Greg Lambert Racing	2:13.577	3	3	6.465	0.235	80.01
8	83	F2	5	BUCHANAN / EVANS	Kawasaki LUMLEY SIDECAR - Bull Inn Racing	2:14.378	4	5	7.266	0.801	79.53
9	65	F1	4	FAIERS / FOX	Dean Ryde YAMAHA R6 - AWracing ltd	2:15.378	4	5	8.266	1.000	78.94
10	37	F2	6	MORPHET / RYDER	LCR/Suzuki SIDECAR -	2:20.556	4	4	13.444	5.178	76.04
11	58	F2	7	L. EASTELL / M. EASTELL	- Lee Eastell Engineering services Ltd	2:21.817	4	4	14.705	1.261	75.36
12	11	F1	5	GILBERT / MULDOON	Ryde 1000 - West Ewell fencing	2:25.217	1	1	18.105	3.400	73.60
13	188	F1	6	BEST / WHITLOCK	LCR R1 - Ecosse Consulting Ltd	2:26.201	3	4	19.089	0.984	73.10
14	4	F1	7	PEARSON / RESTALL	LCR F600 - Direct Commercials/ABS Racing	2:26.421	3	3	19.309	0.220	72.99
15	32*	F2	8	HORSPOLE / CHAPMAN	Shelbourne HONDA - baker plant hire	2:27.270	2	3	20.158	0.849	72.57
16	2	F1	8	D'HENIN / SMYTH	Adolf RS 600 - FLO Racing	2:30.428	3	3	23.316	3.158	71.05
17	38	F1	9	MOSS / HOPE	LCR R6 - LifeSafety Motorsport - CharlieMossRacing	2:35.007	1	1	27.895	4.579	68.95
18	113	F2	9	BEVAN / RJ HANDCOCK	Shelbourne F2 - r j contracting	2:35.729	1	1	28.617	0.722	68.63
19	146	F2	10	SAUNDERS / KNAPTON	LCR SUZUKI GSXR 600 -	2:36.822	1	1	29.710	1.093	68.15
20	20	F2	11	DRISCOLL / CARPENTER	D&C F2 -	2:36.972	4	4	29.860	0.150	68.08
21	128	F1	10	HORTON / DAVIES	- wintec racing	2:40.481	1	1	33.369	3.509	66.60
22	666	F2	12	HANKS / KIRK	GLR HONDA CBR 600 - JHM racing / Greg Lambert R&	2:41.770	2	4	34.658	1.289	66.06
23	19	F1	11	MACBRIDE / EDWARDS	LCR YAMAHA 600 - Lifesafety Motorsport	2:51.347	3	4	44.235	9.577	62.37
24	121	F1	12	LAWRENCE / PYMM	LCR YAMAHA - highfield transport, JHM autos			0			

#### Comments:

\* No. 32 & 93 - Please fit a working transponder

Weather / Track : Cloudy / Dry

Date: 04/05/2024 Start: 10:12 Finish: 10:22

These results are provisional until the conclusion of any judicial and technical matters.

Snetterton 300: 2.9689 miles

Clerk Of Course:	Stewards:	Timekeeper:	<i>Craig Smith</i>	
------------------	-----------	-------------	--------------------	--

Results can be found at [www.tsl-timing.com](http://www.tsl-timing.com)

Printed - 10:26 Saturday, 04 May 2024



# BMCRC - MRO Championships 2024 - Rnd 3 @ Snetterton 300

## BMCRC F1 & F2 Sidecars

### QUALIFYING - SECTOR ANALYSIS



SECTOR 1 = FL to I1, SECTOR 2 = I1 to FL, DIFF = Difference To Personal Best Lap, P = Crossed Finish Line in Pit Lane, D = Time Disallowed

P1 93 F1		G. HOLDEN / LAWRENCE		LCR KAWASAKI 600 - Holden racing		
IDEAL LAP TIME :		BEST LAP TIME : 2:07.112		DIFFERENCE :		
LAP	SECTOR 1	SECTOR 2	LAP TIME	MPH	DIFF	TIME OF DAY
1 -			2:22.157	75.18	15.045	10:15:40.203
2 -			2:13.067	80.32	5.955	10:17:53.270
3 -			2:08.126 (2)	83.41	1.014	10:20:01.396
4 -			2:08.302 (3)	83.30	1.190	10:22:09.698
5 -			<b>2:07.112 (1)</b>	<b>84.08</b>		<b>10:24:16.810</b>

P2 5 F2		MOLYNEUX / ROBERTS		DMR KAWASAKI - Kelproperties		
IDEAL LAP TIME : 2:07.968		BEST LAP TIME : 2:07.982		DIFFERENCE : 0.014		
LAP	SECTOR 1	SECTOR 2	LAP TIME	MPH	DIFF	TIME OF DAY
1 -	1:34.922	46.565	2:21.487	75.54	13.505	10:15:23.422
2 -	1:29.029	43.776	2:12.805	80.47	4.823	10:17:36.227
3 -	1:26.704	43.309	2:10.013 (3)	82.20	2.031	10:19:46.240
4 -	1:27.033	<b>43.906</b>	2:09.939 (2)	82.25	1.957	10:21:56.179
5 -	<b>1:25.062</b>	42.920	<b>2:07.982 (1)</b>	<b>83.51</b>		<b>10:24:04.161</b>

P3 6 F2		J. HOLDEN / CLAEYS		CES SUZUKI -		
IDEAL LAP TIME : 2:09.289		BEST LAP TIME : 2:09.289		DIFFERENCE : 0.000		
LAP	SECTOR 1	SECTOR 2	LAP TIME	MPH	DIFF	TIME OF DAY
1 -	1:34.372	47.323	2:21.695	75.43	12.406	10:15:39.502
2 -	1:28.700	45.412	2:14.112	79.69	4.823	10:17:53.614
3 -	1:29.953	43.430	2:13.383 (3)	80.13	4.094	10:20:06.997
4 -	<b>1:26.078</b>	<b>43.211</b>	<b>2:09.289 (1)</b>	<b>82.66</b>		<b>10:22:16.286</b>
5 -	1:26.607	43.778	2:10.385 (2)	81.97	1.096	10:24:26.671

P4 27 F1		P. KIRBY / T. KIRBY		ARS Yamaha F600 - KRT		
IDEAL LAP TIME : 2:09.010		BEST LAP TIME : 2:10.388		DIFFERENCE : 1.378		
LAP	SECTOR 1	SECTOR 2	LAP TIME	MPH	DIFF	TIME OF DAY
1 -	1:37.263	46.894	2:24.157	74.14	13.769	10:15:35.391
2 -	1:27.979	47.233	2:15.212	79.04	4.824	10:17:50.603
3 -	1:26.487	<b>43.990</b>	2:10.477 (2)	81.91	0.089	10:20:01.080
4 -	1:26.286	45.125	2:11.411 (3)	81.33	1.023	10:22:12.491
5 -	<b>1:25.020</b>	45.368	<b>2:10.388 (1)</b>	<b>81.97</b>		<b>10:24:22.879</b>

P5 120 F2		GIBSON / SHARP		CES SUZUKI - RVISA / ROWTEC		
IDEAL LAP TIME : 2:12.658		BEST LAP TIME : 2:12.942		DIFFERENCE : 0.284		
LAP	SECTOR 1	SECTOR 2	LAP TIME	MPH	DIFF	TIME OF DAY
1 -	1:36.277	47.417	2:23.694	74.38	10.752	10:15:26.130
2 -	1:30.316	46.145	2:16.461	78.32	3.519	10:17:42.591
3 -	1:28.304	45.542	2:13.846 (3)	79.85	0.904	10:19:56.437
4 -	1:27.949	<b>45.174</b>	2:13.123 (2)	80.28	0.181	10:22:09.560
5 -	<b>1:27.484</b>	45.458	<b>2:12.942 (1)</b>	<b>80.39</b>		<b>10:24:22.502</b>

P6 62 F1		WRIGHT / BAILEY		Yamaha RYDE F998 - Stainless Steel Designs Ltd.		
IDEAL LAP TIME : 2:12.871		BEST LAP TIME : 2:13.342		DIFFERENCE : 0.471		
LAP	SECTOR 1	SECTOR 2	LAP TIME	MPH	DIFF	TIME OF DAY
1 -	1:37.588	47.715	2:25.303	73.55	11.961	10:15:36.015
2 -	1:31.227	45.861	2:17.088	77.96	3.746	10:17:53.103
3 -	1:30.267	45.127	2:15.394 (2)	78.94	2.052	10:20:08.497
4 -	<b>1:28.540</b>	44.802	<b>2:13.342 (1)</b>	<b>80.15</b>		<b>10:22:21.839</b>
5 -	1:31.277	<b>44.331</b>	2:15.608 (3)	78.81	2.266	10:24:37.447

# BMCRC - MRO Championships 2024 - Rnd 3 @ Snetterton 300

## BMCRC F1 & F2 Sidecars

### QUALIFYING - SECTOR ANALYSIS



SECTOR 1 = FL to I1, SECTOR 2 = I1 to FL, DIFF = Difference To Personal Best Lap, P = Crossed Finish Line in Pit Lane, D = Time Disallowed

P7 69 F2 LAMBERT / HAYNES		LCR HONDA 600 - Greg Lambert Racing				
IDEAL LAP TIME : 2:13.577		BEST LAP TIME : 2:13.577		DIFFERENCE : 0.000		
LAP	SECTOR 1	SECTOR 2	LAP TIME	MPH	DIFF	TIME OF DAY
1 -	1:37.849	IN PIT	5:17.363 P	33.67	3:03.786	10:18:30.445
2 -	OUTLAP	46.593	2:22.205	75.15	8.628	10:20:52.650
3 -	<b>1:28.788</b>	<b>44.789</b>	<b>2:13.577 (1)</b>	<b>80.01</b>		<b>10:23:06.227</b>

P8 83 F2 BUCHANAN / EVANS		Kawasaki LUMLEY SIDECAR - Bull Inn Racing				
IDEAL LAP TIME : 2:14.378		BEST LAP TIME : 2:14.378		DIFFERENCE : 0.000		
LAP	SECTOR 1	SECTOR 2	LAP TIME	MPH	DIFF	TIME OF DAY
1 -	1:38.841	47.959	2:26.800	72.80	12.422	10:15:39.618
2 -	1:31.555	45.805	2:17.360	77.81	2.982	10:17:56.978
3 -	1:30.434	45.972	2:16.406 (2)	78.35	2.028	10:20:13.384
4 -	<b>1:29.651</b>	<b>44.727</b>	<b>2:14.378 (1)</b>	<b>79.53</b>		<b>10:22:27.762</b>
5 -	1:31.306	45.212	2:16.518 (3)	78.29	2.140	10:24:44.280

P9 65 F1 FAIERS / FOX		Dean Ryde YAMAHA R6 - AWracing ltd				
IDEAL LAP TIME : 2:14.186		BEST LAP TIME : 2:15.378		DIFFERENCE : 1.192		
LAP	SECTOR 1	SECTOR 2	LAP TIME	MPH	DIFF	TIME OF DAY
1 -	1:39.385	47.658	2:27.043	72.68	11.665	10:15:37.942
2 -	1:31.942	46.253	2:18.195	77.34	2.817	10:17:56.137
3 -	1:30.094	47.771	2:17.865 (3)	77.52	2.487	10:20:14.002
4 -	<b>1:29.266</b>	46.112	<b>2:15.378 (1)</b>	<b>78.94</b>		<b>10:22:29.380</b>
5 -	1:31.713	<b>44.920</b>	2:16.633 (2)	78.22	1.255	10:24:46.013

P10 37 F2 MORPHET / RYDER		LCR/Suzuki SIDECAR -				
IDEAL LAP TIME : 2:20.556		BEST LAP TIME : 2:20.556		DIFFERENCE : 0.000		
LAP	SECTOR 1	SECTOR 2	LAP TIME	MPH	DIFF	TIME OF DAY
1 -	1:44.071	51.265	2:35.336	68.80	14.780	10:15:57.475
2 -	1:39.621	49.349	2:28.970 (3)	71.74	8.414	10:18:26.445
3 -	1:35.137	48.502	2:23.639 (2)	74.40	3.083	10:20:50.084
4 -	<b>1:33.488</b>	<b>47.068</b>	<b>2:20.556 (1)</b>	<b>76.04</b>		<b>10:23:10.640</b>

P11 58 F2 L. EASTELL / M. EASTELL		- Lee Eastell Engineering services Ltd				
IDEAL LAP TIME : 2:21.328		BEST LAP TIME : 2:21.817		DIFFERENCE : 0.489		
LAP	SECTOR 1	SECTOR 2	LAP TIME	MPH	DIFF	TIME OF DAY
1 -	1:37.144	<b>48.140</b>	2:25.284 (3)	73.56	3.467	10:15:25.908
2 -	1:36.201	49.211	2:25.412	73.50	3.595	10:17:51.320
3 -	1:34.152	48.637	2:22.789 (2)	74.85	0.972	10:20:14.109
4 -	<b>1:33.188</b>	48.629	<b>2:21.817 (1)</b>	<b>75.36</b>		<b>10:22:35.926</b>

P12 11 F1 GILBERT / MULDOON		Ryde 1000 - West Ewell fencing				
IDEAL LAP TIME : 2:25.217		BEST LAP TIME : 2:25.217		DIFFERENCE : 0.000		
LAP	SECTOR 1	SECTOR 2	LAP TIME	MPH	DIFF	TIME OF DAY
1 -	<b>1:37.745</b>	<b>47.472</b>	<b>2:25.217 (1)</b>	<b>73.60</b>		<b>10:15:41.853</b>

P13 188 F1 BEST / WHITLOCK		LCR R1 - Ecosse Consulting Ltd				
IDEAL LAP TIME : 2:26.201		BEST LAP TIME : 2:26.201		DIFFERENCE : 0.000		
LAP	SECTOR 1	SECTOR 2	LAP TIME	MPH	DIFF	TIME OF DAY
1 -	1:54.711	59.175	2:53.886	61.46	27.685	10:16:24.702
2 -	1:39.459	50.317	2:29.776 (3)	71.36	3.575	10:18:54.478
3 -	<b>1:36.565</b>	<b>49.636</b>	<b>2:26.201 (1)</b>	<b>73.10</b>		<b>10:21:20.679</b>
4 -	1:37.955	51.750	2:29.705 (2)	71.39	3.504	10:23:50.384

# BMCRC - MRO Championships 2024 - Rnd 3 @ Snetterton 300

## BMCRC F1 & F2 Sidecars

### QUALIFYING - SECTOR ANALYSIS



SECTOR 1 = FL to I1, SECTOR 2 = I1 to FL, DIFF = Difference To Personal Best Lap, P = Crossed Finish Line in Pit Lane, D = Time Disallowed

<b>P14</b>	<b>4 F1</b>	<b>PEARSON / RESTALL</b>	LCR F600 - Direct Commercials/ABS Racing			
IDEAL LAP TIME : 2:26.421		BEST LAP TIME : 2:26.421		DIFFERENCE : 0.000		
LAP	SECTOR 1	SECTOR 2	LAP TIME	MPH	DIFF	TIME OF DAY
1 -	1:56.527	56.721	2:53.248 (3)	61.69	26.827	10:16:26.543
2 -	1:46.643	51.744	2:38.387 (2)	67.48	11.966	10:19:04.930
3 -	<b>1:38.172</b>	<b>48.249</b>	<b>2:26.421 (1)</b>	<b>72.99</b>		<b>10:21:31.351</b>
<b>P15</b>	<b>32 F2</b>	<b>HORSPOLE / CHAPMAN</b>	Shelbourne HONDA - baker plant hire			
IDEAL LAP TIME :		BEST LAP TIME : 2:27.270		DIFFERENCE :		
LAP	SECTOR 1	SECTOR 2	LAP TIME	MPH	DIFF	TIME OF DAY
1 -			2:43.809 (3)	65.24	16.539	10:16:06.109
2 -			<b>2:27.270 (1)</b>	<b>72.57</b>		<b>10:18:33.379</b>
3 -			2:27.536 (2)	72.44	0.266	10:21:00.915
<b>P16</b>	<b>2 F1</b>	<b>D'HENIN / SMYTH</b>	Adolf RS 600 - FLO Racing			
IDEAL LAP TIME : 2:30.428		BEST LAP TIME : 2:30.428		DIFFERENCE : 0.000		
LAP	SECTOR 1	SECTOR 2	LAP TIME	MPH	DIFF	TIME OF DAY
1 -	1:54.462	53.647	2:48.109 (3)	63.57	17.681	10:16:13.772
2 -	1:41.734	51.787	2:33.521 (2)	69.61	3.093	10:18:47.293
3 -	<b>1:39.555</b>	<b>50.873</b>	<b>2:30.428 (1)</b>	<b>71.05</b>		<b>10:21:17.721</b>
<b>P17</b>	<b>38 F1</b>	<b>MOSS / HOPE</b>	LCR R6 - LifeSafety Motorsport - CharlieMossRacing			
IDEAL LAP TIME : 2:35.007		BEST LAP TIME : 2:35.007		DIFFERENCE : 0.000		
LAP	SECTOR 1	SECTOR 2	LAP TIME	MPH	DIFF	TIME OF DAY
1 -	<b>1:43.628</b>	<b>51.379</b>	<b>2:35.007 (1)</b>	<b>68.95</b>		<b>10:15:58.848</b>
<b>P18</b>	<b>113 F2</b>	<b>BEVAN / RJ HANDCOCK</b>	Shelbourne F2 - r j contracting			
IDEAL LAP TIME : 2:35.464		BEST LAP TIME : 2:35.729		DIFFERENCE : 0.265		
LAP	SECTOR 1	SECTOR 2	LAP TIME	MPH	DIFF	TIME OF DAY
1 -	1:44.107	<b>51.622</b>	<b>2:35.729 (1)</b>	<b>68.63</b>		<b>10:15:57.156</b>
<b>P19</b>	<b>146 F2</b>	<b>SAUNDERS / KNAPTON</b>	LCR SUZUKI GSXR 600 -			
IDEAL LAP TIME : 2:36.822		BEST LAP TIME : 2:36.822		DIFFERENCE : 0.000		
LAP	SECTOR 1	SECTOR 2	LAP TIME	MPH	DIFF	TIME OF DAY
1 -	<b>1:45.454</b>	<b>51.368</b>	<b>2:36.822 (1)</b>	<b>68.15</b>		<b>10:15:56.509</b>
<b>P20</b>	<b>20 F2</b>	<b>DRISCOLL / CARPENTER</b>	D&C F2 -			
IDEAL LAP TIME : 2:36.972		BEST LAP TIME : 2:36.972		DIFFERENCE : 0.000		
LAP	SECTOR 1	SECTOR 2	LAP TIME	MPH	DIFF	TIME OF DAY
1 -	1:59.994	1:02.420	3:02.414	58.59	25.442	10:16:26.441
2 -	1:48.873	53.355	2:42.228 (3)	65.88	5.256	10:19:08.669
3 -	1:44.715	54.548	2:39.263 (2)	67.10	2.291	10:21:47.932
4 -	<b>1:43.662</b>	<b>53.310</b>	<b>2:36.972 (1)</b>	<b>68.08</b>		<b>10:24:24.904</b>
<b>P21</b>	<b>128 F1</b>	<b>HORTON / DAVIES</b>	- wintec racing			
IDEAL LAP TIME : 2:33.307		BEST LAP TIME : 2:40.481		DIFFERENCE : 7.174		
LAP	SECTOR 1	SECTOR 2	LAP TIME	MPH	DIFF	TIME OF DAY
1 -	1:49.135	<b>51.346</b>	<b>2:40.481 (1)</b>	<b>66.60</b>		<b>10:16:09.056</b>

# BMCRC - MRO Championships 2024 - Rnd 3 @ Snetterton 300

## BMCRC F1 & F2 Sidecars

### QUALIFYING - SECTOR ANALYSIS



SECTOR 1 = FL to I1, SECTOR 2 = I1 to FL, DIFF = Difference To Personal Best Lap, P = Crossed Finish Line in Pit Lane, D = Time Disallowed

P22 666 F2		HANKS / KIRK		GLR HONDA CBR 600 - JHM racing / Greg Lambert Racing			
IDEAL LAP TIME : 2:36.994		BEST LAP TIME : 2:41.770		DIFFERENCE : 4.776			
LAP	SECTOR 1	SECTOR 2	LAP TIME	MPH	DIFF	TIME OF DAY	
1 -	1:58.136	1:00.078	2:58.214 (2)	59.97	16.444	10:16:26.203	
2 -	1:46.503	55.267	<b>2:41.770 (1)</b>	<b>66.06</b>		<b>10:19:07.973</b>	
3 -	<b>1:44.176</b>	IN PIT	3:08.203 P	56.79	26.433	10:22:16.176	
4 -	OUTLAP	<b>52.818</b>	2:43.776	65.26	2.006	10:24:59.952	

P23 19 F1		MACBRIDE / EDWARDS		LCR YAMAHA 600 - Lifesafety Motorsport			
IDEAL LAP TIME : 2:50.764		BEST LAP TIME : 2:51.347		DIFFERENCE : 0.583			
LAP	SECTOR 1	SECTOR 2	LAP TIME	MPH	DIFF	TIME OF DAY	
1 -	2:01.431	1:01.881	3:03.312	58.30	11.965	10:16:25.119	
2 -	1:58.582	1:01.207	2:59.789 (3)	59.44	8.442	10:19:24.908	
3 -	1:53.587	<b>57.760</b>	<b>2:51.347 (1)</b>	<b>62.37</b>		<b>10:22:16.255</b>	
4 -	<b>1:53.004</b>	1:00.678	2:53.682 (2)	61.53	2.335	10:25:09.937	

# BMCRC - MRO Championships 2024 - Rnd 3 @ Snetterton 300

## BMCRC F1 & F2 Sidecars

### QUALIFYING - BEST SECTORS

SECTOR 1			SECTOR 2			IDEAL / BEST COMPARISON						
POS	NO	NAME	TIME	NO	NAME	TIME	POS	NO	NAME	IDEAL	BEST	DIFF
									<b>PERFECT LAP</b>	<b>2:07.926</b>		
1	27	P. KIRBY / T. KIRBY	<b>1:25.020</b>	5	MOLYNEUX / ROBERTS	<b>42.906</b>	1	5	MOLYNEUX / ROBER	2:07.968	2:07.982	<b>0.014</b>
2	5	MOLYNEUX / ROBERTS	<b>1:25.062</b>	6	J. HOLDEN / CLAEYS	<b>43.211</b>	2	27	P. KIRBY / T. KIRBY	2:09.010	2:10.388	<b>1.378</b>
3	6	J. HOLDEN / CLAEYS	<b>1:26.078</b>	27	P. KIRBY / T. KIRBY	<b>43.990</b>	3	6	J. HOLDEN / CLAEYS	2:09.289	2:09.289	<b>0.000</b>
4	120	GIBSON / SHARP	<b>1:27.484</b>	62	WRIGHT / BAILEY	<b>44.331</b>	4	120	GIBSON / SHARP	2:12.658	2:12.942	<b>0.284</b>
5	62	WRIGHT / BAILEY	<b>1:28.540</b>	83	BUCHANAN / EVANS	<b>44.727</b>	5	62	WRIGHT / BAILEY	2:12.871	2:13.342	<b>0.471</b>
6	69	LAMBERT / HAYNES	<b>1:28.788</b>	69	LAMBERT / HAYNES	<b>44.789</b>	6	69	LAMBERT / HAYNES	2:13.577	2:13.577	<b>0.000</b>
7	65	FAIERS / FOX	<b>1:29.266</b>	65	FAIERS / FOX	<b>44.920</b>	7	65	FAIERS / FOX	2:14.186	2:15.378	<b>1.192</b>
8	83	BUCHANAN / EVANS	<b>1:29.651</b>	120	GIBSON / SHARP	<b>45.174</b>	8	83	BUCHANAN / EVANS	2:14.378	2:14.378	<b>0.000</b>
9	58	L. EASTELL / M. EASTELL	<b>1:33.188</b>	37	MORPHET / RYDER	<b>47.068</b>	9	37	MORPHET / RYDER	2:20.556	2:20.556	<b>0.000</b>
10	37	MORPHET / RYDER	<b>1:33.488</b>	11	GILBERT / MULDOON	<b>47.472</b>	10	58	L. EASTELL / M. EASTELL	2:21.328	2:21.817	<b>0.489</b>
11	188	BEST / WHITLOCK	<b>1:36.565</b>	58	L. EASTELL / M. EASTELL	<b>48.140</b>	11	11	GILBERT / MULDOON	2:25.217	2:25.217	<b>0.000</b>
12	11	GILBERT / MULDOON	<b>1:37.745</b>	4	PEARSON / RESTALL	<b>48.249</b>	12	188	BEST / WHITLOCK	2:26.201	2:26.201	<b>0.000</b>
13	4	PEARSON / RESTALL	<b>1:38.172</b>	188	BEST / WHITLOCK	<b>49.636</b>	13	4	PEARSON / RESTALL	2:26.421	2:26.421	<b>0.000</b>
14	2	D'HENIN / SMYTH	<b>1:39.555</b>	2	D'HENIN / SMYTH	<b>50.873</b>	14	2	D'HENIN / SMYTH	2:30.428	2:30.428	<b>0.000</b>
15	128	HORTON / DAVIES	<b>1:41.961</b>	128	HORTON / DAVIES	<b>51.346</b>	15	128	HORTON / DAVIES	2:33.307	2:40.481	<b>7.174</b>
16	38	MOSS / HOPE	<b>1:43.628</b>	146	SAUNDERS / KNAPTON	<b>51.368</b>	16	38	MOSS / HOPE	2:35.007	2:35.007	<b>0.000</b>
17	20	DRISCOLL / CARPENTER	<b>1:43.662</b>	38	MOSS / HOPE	<b>51.379</b>	17	113	BEVAN / RJ HANDCO	2:35.464	2:35.729	<b>0.265</b>
18	113	BEVAN / RJ HANDCOCK	<b>1:43.842</b>	113	BEVAN / RJ HANDCOCK	<b>51.622</b>	18	146	SAUNDERS / KNAPTON	2:36.822	2:36.822	<b>0.000</b>
19	666	HANKS / KIRK	<b>1:44.176</b>	666	HANKS / KIRK	<b>52.818</b>	19	20	DRISCOLL / CARPENTER	2:36.972	2:36.972	<b>0.000</b>
20	146	SAUNDERS / KNAPTON	<b>1:45.454</b>	20	DRISCOLL / CARPENTER	<b>53.310</b>	20	666	HANKS / KIRK	2:36.994	2:41.770	<b>4.776</b>
21	19	MACBRIDE / EDWARDS	<b>1:53.004</b>	19	MACBRIDE / EDWARDS	<b>57.760</b>	21	19	MACBRIDE / EDWARDS	2:50.764	2:51.347	<b>0.583</b>
22	121	LAWRENCE / PYMM	<b>2:07.624</b>				22	93	G. HOLDEN / LAWRENCE		2:07.112	
23							23	32	HORSPOLE / CHAPMAN		2:27.270	
24												

# BMCRC - MRO Championships 2024 - Rnd 3 @ Snetterton 300

## BMCRC F1 & F2 Sidecars

### QUALIFYING - STATISTICS

**Competitors Started** 24  
**Planned Start** 2024-05-04 @ 09:52:00.000  
**Actual Start** 2024-05-04 @ 10:12:51.493  
**Finish Time** 2024-05-04 @ 10:22:53.119  
**Track Length** 2.9689mi.  
**Total Laps** 81  
**Total Distance Covered** 240.4818mi.

### Session Fastest Lap History

NO	CL	NAME	LAP TIME	TIME OF DAY	LAP	VEHICLE
5	F2	MOLYNEUX / ROBERTS	2:21.487	10:15:23.444	1	DMR KAWASAKI
5	F2	MOLYNEUX / ROBERTS	2:12.805	10:17:36.249	2	DMR KAWASAKI
5	F2	MOLYNEUX / ROBERTS	2:10.013	10:19:46.262	3	DMR KAWASAKI
93	F1	G. HOLDEN / LAWRENCE	2:08.126	10:20:01.396	3	LCR KAWASAKI 600
5	F2	MOLYNEUX / ROBERTS	2:07.982	10:24:04.182	5	DMR KAWASAKI
93	F1	G. HOLDEN / LAWRENCE	2:07.112	10:24:16.810	5	LCR KAWASAKI 600

### Flag History

TYPE	TIME OF DAY
GREEN	10:12:51.493
FINISH	10:22:53.119

### Flag Statistics

TYPE	COUNT	TOTAL LAPS	TOTAL TIME
Green	1	5	13:01.466
Red	0	0	0.000
Safety Car	0	0	0.000
FCY	0	0	0.000

# BMCRC - MRO Championships 2024 - Rnd 3 @ Snetterton 300

## BMCRC F1 & F2 Sidecars

### QUALIFYING - STATISTICS

CLASS : F1

12 Starters

#### Fastest Lap History

NO	NAME	LAP TIME	TIME OF DAY	LAP	VEHICLE
27	P. KIRBY / T. KIRBY	2:24.157	10:15:35.396	1	ARS Yamaha F600
93	G. HOLDEN / LAWRENCE	2:22.157	10:15:40.203	1	LCR KAWASAKI 600
27	P. KIRBY / T. KIRBY	2:15.212	10:17:50.608	2	ARS Yamaha F600
93	G. HOLDEN / LAWRENCE	2:13.067	10:17:53.270	2	LCR KAWASAKI 600
27	P. KIRBY / T. KIRBY	2:10.477	10:20:01.084	3	ARS Yamaha F600
93	G. HOLDEN / LAWRENCE	2:08.126	10:20:01.396	3	LCR KAWASAKI 600
93	G. HOLDEN / LAWRENCE	2:07.112	10:24:16.810	5	LCR KAWASAKI 600



# BMCRC - MRO Championships 2024 - Rnd 3 @ Snetterton 300

## BMCRC F1 & F2 Sidecars

### QUALIFYING - STATISTICS

CLASS : F2

12 Starters

#### Fastest Lap History

NO	NAME	LAP TIME	TIME OF DAY	LAP	VEHICLE
5	MOLYNEUX / ROBERTS	2:21.487	10:15:23.444	1	DMR KAWASAKI
5	MOLYNEUX / ROBERTS	2:12.805	10:17:36.249	2	DMR KAWASAKI
5	MOLYNEUX / ROBERTS	2:10.013	10:19:46.262	3	DMR KAWASAKI
5	MOLYNEUX / ROBERTS	2:09.939	10:21:56.201	4	DMR KAWASAKI
6	J. HOLDEN / CLAEYS	2:09.289	10:22:16.286	4	CES SUZUKI
5	MOLYNEUX / ROBERTS	2:07.982	10:24:04.182	5	DMR KAWASAKI

# BMCRC - MRO Championships 2024 - Rnd 3 @ Snetterton 300

## BMCRC F1 & F2 Sidecars

### RACE 5 - GRID (5 Laps)



ROW 13	26	77	REEVES / WILKES	25	3	R. CROWE / C. CROWE
ROW 12	24	121	LAWRENCE / PYMM	23	19	MACBRIDE / EDWARDS
ROW 11	22	666	HANKS / KIRK	21	128	HORTON / DAVIES
ROW 10	20	20	DRISCOLL / CARPENTER	19	146	SAUNDERS / KNAPTON
ROW 9	18	113	BEVAN / RJ HANDCOCK	17	38	MOSS / HOPE
ROW 8	16	2	D'HENIN / SMYTH	15	32	HORSPOLE / CHAPMAN
ROW 7	14	4	PEARSON / RESTALL	13	188	BEST / WHITLOCK
ROW 6	12	11	GILBERT / MULDOON	11	58	L. EASTELL / M. EASTELL
ROW 5	10	37	MORPHET / RYDER	9	65	FAIERS / FOX
ROW 4	8	83	BUCHANAN / EVANS	7	69	LAMBERT / HAYNES
ROW 3	6	62	WRIGHT / BAILEY	5	120	GIBSON / SHARP
ROW 2	4	27	P. KIRBY / T. KIRBY	3	6	J. HOLDEN / CLAEYS
ROW 1	2	5	MOLYNEUX / ROBERTS	1	93	G. HOLDEN / LAWRENCE
<b>Pole</b>						

These results are provisional until the conclusion of any judicial and technical matters.

Snetterton 300: 2.9689 miles

Clerk Of Course:	Stewards:	Timekeeper:	<i>Craig Smith</i>	
------------------	-----------	-------------	--------------------	--

Results can be found at [www.tsl-timing.com](http://www.tsl-timing.com)

Printed - 10:27 Saturday, 04 May 2024





**BMCRC  
F1 & F2  
SIDECARS**

# BMCRC - MRO Championships 2024 - Rnd 3 @ Snetterton 300

## BMCRC F1 & F2 Sidecars

### RACE 5 - CLASSIFICATION

Race Distance: 4 Laps / 11.87 miles

POS	NO	CL	PIC	NAME	ENTRY	LAPS	TIME	GAP	DIFF	MPH	BEST	ON	GRD	↑↓
1	93	F1	1	G. HOLDEN / LAWRENCE	LCR KAWASAKI 600 - Holden racing	4	8:19.645			85.56	2:03.027	2	1	0
2	27	F1	2	P. KIRBY / T. KIRBY	ARS Yamaha F600 - KRT	4	8:32.582	12.937	12.937	83.40	2:05.738	4	4	2
3	5	F2	1	MOLYNEUX / ROBERTS	DMR KAWASAKI - Kelproperties	4	8:36.065	16.420	3.483	82.84	2:06.580	3	2	-1
4	120	F2	2	GIBSON / SHARP	CES SUZUKI - RVISA / ROWTEC	4	8:45.723	26.078	9.658	81.32	2:09.225	2	5	1
5	62	F1	3	WRIGHT / BAILEY	Yamaha RYDE F998 - Stainless Steel Designs Ltd.	4	8:53.133	33.488	7.410	80.19	2:10.371	2	6	1
6	3	F2	3	R. CROWE / C. CROWE	HCR TRIUMPH 675 - Northern Fuels	4	8:54.941	35.296	1.808	79.91	2:08.541	4	25	19
7	65	F1	4	FAIERS / FOX	Dean Ryde YAMAHA R6 - AWracing ltd	4	8:57.242	37.597	2.301	79.57	2:11.698	3	9	2
8	69	F2	4	LAMBERT / HAYNES	LCR HONDA 600 - Greg Lambert Racing	4	9:01.971	42.326	4.729	78.88	2:13.614	2	7	-1
9	83	F2	5	BUCHANAN / EVANS	Kawasaki LUMLEY SIDECAR - Bull Inn Racing	4	9:03.266	43.621	1.295	78.69	2:13.165	2	8	-1
10	37	F2	6	MORPHET / RYDER	LCR/Suzuki SIDECAR -	4	9:11.650	52.005	8.384	77.49	2:14.925	4	10	0
11	32	F2	7	HORSPOLE / CHAPMAN	Shelbourne HONDA - baker plant hire	4	9:24.761	1:05.116	13.111	75.69	2:19.718	4	15	4
12	2	F1	5	D'HENIN / SMYTH	Adolf RS 600 - FLO Racing	4	9:26.590	1:06.945	1.829	75.45	2:18.620	2	16	4
13	58	F2	8	L. EASTELL / M. EASTELL	- Lee Eastell Engineering services Ltd	4	9:26.721	1:07.076	0.131	75.43	2:19.206	3	11	-2
14	38	F1	6	MOSS / HOPE	LCR R6 - LifeSafety Motorsport - CharlieMossRacing	4	9:27.230	1:07.585	0.509	75.37	2:15.740	3	17	3
15	188	F1	7	BEST / WHITLOCK	LCR R1 - Ecosse Consulting Ltd	4	9:30.233	1:10.588	3.003	74.97	2:19.159	2	13	-2
16	128	F1	8	HORTON / DAVIES	- wintec racing	4	9:31.427	1:11.782	1.194	74.81	2:18.683	4	21	5
17	6	F2	9	J. HOLDEN / CLAEYS	CES SUZUKI -	4	9:37.872	1:18.227	6.445	73.98	2:10.597	3	3	-14
18	146	F2	10	SAUNDERS / KNAPTON	LCR SUZUKI GSXR 600 -	4	9:48.948	1:29.303	11.076	72.59	2:23.877	4	19	1
19	19	F1	9	MACBRIDE / EDWARDS	LCR YAMAHA 600 - Lifesafety Motorsport	3	8:31.279	1 Lap	1 Lap	62.71	2:45.477	2	23	4

#### NOT CLASSIFIED

DNF	121	F1		LAWRENCE / PYMM	LCR YAMAHA - highfield transport, JHM autos	2	4:40.015	2 Laps	1 Lap	76.33	2:14.627	2	24	
DNF	4	F1		PEARSON / RESTALL	LCR F600 - Direct Commercials/ABS Racing	1	2:33.961	3 Laps	1 Lap	69.42			14	
DNF	113	F2		BEVAN / RJ HANDCOCK	Shelbourne F2 - rj contracting	0							18	

#### FASTEST LAP

93	F1	G. HOLDEN / LAWRENCE	LCR KAWASAKI 600 - Holden racing	2	2:03.027	86.87 mph	139.81 kph
5	F2	MOLYNEUX / ROBERTS	DMR KAWASAKI - Kelproperties	3	2:06.580	84.43 mph	135.88 kph

#### Comments:

Class F1 - 92.5% of Race Speed = 79.14 mph

Class F2 - 92.5% of Race Speed = 76.62 mph

Weather / Track : Cloudy / Dry

These results are provisional until the conclusion of any judicial and technical matters.

Date: 04/05/2024 Start: 14:04 Finish: 14:12


Snetterton 300: 2.9689 miles

Clerk Of Course:

Stewards:

Timekeeper:

*Craig Smith*



Results can be found at [www.tsl-timing.com](http://www.tsl-timing.com)

Printed - 14:16 Saturday, 04 May 2024



# BMCRC - MRO Championships 2024 - Rnd 3 @ Snetterton 300

## BMCRC F1 & F2 Sidecars

### RACE 5 - LAP CHART

LAP 1 @ 14:06:48.181			LAP 2 @ 14:08:51.208			LAP 3 @ 14:10:54.583			LAP 4 @ 14:12:57.722		
NO	BEHIND	LAP TIME	NO	BEHIND	LAP TIME	NO	BEHIND	LAP TIME	NO	BEHIND	LAP TIME
93		2:10.104	93		2:03.027	93		2:03.375	93		2:03.139
5	2.953	2:13.057	27	7.384	2:07.297	27	10.338	2:06.329	19	1 Lap	2:50.072
27	3.114	2:13.218	5	8.964	2:09.038	5	12.169	2:06.580	27	12.937	2:05.738
6	5.213	2:15.317	120	11.893	2:09.225	120	18.956	2:10.438	5	16.420	2:07.390
120	5.695	2:15.799	62	16.228	2:10.371	62	24.110	2:11.257	120	26.078	2:10.261
62	8.884	2:18.988	69	19.756	2:13.614	65	28.207	2:11.698	62	33.488	2:12.517
69	9.169	2:19.273	65	19.884	2:12.551	3	29.894	2:09.081	3	35.296	2:08.541
65	10.360	2:20.464	83	21.619	2:13.165	69	30.586	2:14.205	65	37.597	2:12.529
83	11.481	2:21.585	3	24.188	2:11.905	83	32.097	2:13.853	69	42.326	2:14.879
32	14.719	2:24.823	121	26.884	2:14.627	37	40.219	2:16.388	83	43.621	2:14.663
37	14.875	2:24.979	37	27.206	2:15.358	32	48.537	2:20.274	37	52.005	2:14.925
121	15.284	2:25.388	32	31.638	2:19.946	58	48.553	2:19.206	32	1:05.116	2:19.718
3	15.310	2:25.414	2	32.286	2:18.620	2	49.133	2:20.222	2	1:06.945	2:20.951
58	15.785	2:25.889	58	32.722	2:19.964	188	53.542	2:20.693	58	1:07.076	2:21.662
2	16.693	2:26.797	188	36.224	2:19.159	38	53.962	2:15.740	38	1:07.585	2:16.762
188	20.092	2:30.196	128	40.091	2:19.960	128	56.238	2:19.522	188	1:10.588	2:20.185
128	23.158	2:33.262	38	41.597	2:20.509	146	1:08.565	2:24.055	128	1:11.782	2:18.683
146	23.552	2:33.656	146	47.885	2:27.360	6	1:10.730	2:10.597	6	1:18.227	2:10.636
4	23.857	2:33.961	6	1:03.508	3:01.322				146	1:29.303	2:23.877
38	24.115	2:34.219	19	1:28.076	2:45.477						
19	45.626	2:55.730									

# BMCRC - MRO Championships 2024 - Rnd 3 @ Snetterton 300

## BMCRC F1 & F2 Sidecars

### RACE 5 - POSITION CHART

No	Name	Lap	←	↻	↷	↸
		Pos				
93	G. HOLDEN / LAWREN	1	93	93	93	93
5	MOLYNEUX / ROBERT	2	5	27	27	27
6	J. HOLDEN / CLAEYS	3	27	5	5	5
27	P. KIRBY / T. KIRBY	4	6	120	120	120
120	GIBSON / SHARP	5	120	62	62	62
62	WRIGHT / BAILEY	6	62	69	65	3
69	LAMBERT / HAYNES	7	69	65	3	65
83	BUCHANAN / EVANS	8	65	83	69	69
65	FAIERS / FOX	9	83	3	83	83
37	MORPHET / RYDER	10	32	121	37	37
58	L. EASTELL / M. EASTE	11	37	37	32	32
188	BEST / WHITLOCK	12	121	32	58	2
4	PEARSON / RESTALL	13	3	2	2	58
32	HORSPOLE / CHAPMA	14	58	58	188	38
2	D'HENIN / SMYTH	15	2	188	38	188
38	MOSS / HOPE	16	188	128	128	128
113	BEVAN / RJ HANDCOC	17	128	38	146	6
146	SAUNDERS / KNAPTO	18	146	146	6	146
128	HORTON / DAVIES	19	4	6	19	
19	MACBRIDE / EDWARD	20	38	19		
121	LAWRENCE / PYMM	21	19			
3	R. CROWE / C. CROW	22				

# BMCRC - MRO Championships 2024 - Rnd 3 @ Snetterton 300

## BMCRC F1 & F2 Sidecars

### RACE 5 - SECTOR ANALYSIS



SECTOR 1 = FL to I1, SECTOR 2 = I1 to FL, DIFF = Difference To Personal Best Lap, P = Crossed Finish Line in Pit Lane, D = Time Disallowed

P1		93 F1		G. HOLDEN / LAWRENCE		LCR KAWASAKI 600 - Holden racing	
IDEAL LAP TIME : 2:02.435		BEST LAP TIME : 2:03.027		DIFFERENCE : 0.592			
LAP	SECTOR 1	SECTOR 2	LAP TIME	MPH	DIFF	TIME OF DAY	
1 -		41.259	2:10.104	82.15	7.077	14:06:48.181	
2 -	1:22.025	<b>41.002</b>	<b>2:03.027 (1)</b>	<b>86.87</b>		<b>14:08:51.208</b>	
3 -	1:21.703	41.672	2:03.375 (3)	86.63	0.348	14:10:54.583	
4 -	<b>1:21.433</b>	41.706	2:03.139 (2)	86.79	0.112	14:12:57.722	

P2		27 F1		P. KIRBY / T. KIRBY		ARS Yamaha F600 - KRT	
IDEAL LAP TIME : 2:05.738		BEST LAP TIME : 2:05.738		DIFFERENCE : 0.000			
LAP	SECTOR 1	SECTOR 2	LAP TIME	MPH	DIFF	TIME OF DAY	
1 -		42.503	2:13.218	80.22	7.480	14:06:51.295	
2 -	1:24.936	42.361	2:07.297 (3)	83.96	1.559	14:08:58.592	
3 -	1:24.449	41.880	2:06.329 (2)	84.60	0.591	14:11:04.921	
4 -	<b>1:24.069</b>	<b>41.669</b>	<b>2:05.738 (1)</b>	<b>85.00</b>		<b>14:13:10.659</b>	

P3		5 F2		MOLYNEUX / ROBERTS		DMR KAWASAKI - Kelproperties	
IDEAL LAP TIME : 2:06.580		BEST LAP TIME : 2:06.580		DIFFERENCE : 0.000			
LAP	SECTOR 1	SECTOR 2	LAP TIME	MPH	DIFF	TIME OF DAY	
1 -		42.879	2:13.057	80.32	6.477	14:06:51.134	
2 -	1:26.767	42.271	2:09.038 (3)	82.82	2.458	14:09:00.172	
3 -	<b>1:24.485</b>	<b>42.095</b>	<b>2:06.580 (1)</b>	<b>84.43</b>		<b>14:11:06.752</b>	
4 -	1:24.863	42.527	2:07.390 (2)	83.90	0.810	14:13:14.142	

P4		120 F2		GIBSON / SHARP		CES SUZUKI - RVISA / ROWTEC	
IDEAL LAP TIME : 2:08.883		BEST LAP TIME : 2:09.225		DIFFERENCE : 0.342			
LAP	SECTOR 1	SECTOR 2	LAP TIME	MPH	DIFF	TIME OF DAY	
1 -		<b>43.106</b>	2:15.799	78.70	6.574	14:06:53.876	
2 -	<b>1:25.777</b>	43.448	<b>2:09.225 (1)</b>	<b>82.70</b>		<b>14:09:03.101</b>	
3 -	1:26.574	43.864	2:10.438 (3)	81.93	1.213	14:11:13.539	
4 -	1:26.535	43.726	2:10.261 (2)	82.05	1.036	14:13:23.800	

P5		62 F1		WRIGHT / BAILEY		Yamaha RYDE F998 - Stainless Steel Designs Ltd.	
IDEAL LAP TIME : 2:10.235		BEST LAP TIME : 2:10.371		DIFFERENCE : 0.136			
LAP	SECTOR 1	SECTOR 2	LAP TIME	MPH	DIFF	TIME OF DAY	
1 -		<b>43.775</b>	2:18.988	76.89	8.617	14:06:57.065	
2 -	<b>1:26.460</b>	43.911	<b>2:10.371 (1)</b>	<b>81.98</b>		<b>14:09:07.436</b>	
3 -	1:27.357	43.900	2:11.257 (2)	81.42	0.886	14:11:18.693	
4 -	1:27.840	44.677	2:12.517 (3)	80.65	2.146	14:13:31.210	

P6		3 F2		R. CROWE / C. CROWE		HCR TRIUMPH 675 - Northern Fuels	
IDEAL LAP TIME : 2:07.874		BEST LAP TIME : 2:08.541		DIFFERENCE : 0.667			
LAP	SECTOR 1	SECTOR 2	LAP TIME	MPH	DIFF	TIME OF DAY	
1 -		45.752	2:25.414	73.50	16.873	14:07:03.491	
2 -	1:28.323	43.582	2:11.905 (3)	81.02	3.364	14:09:15.396	
3 -	<b>1:25.327</b>	43.754	2:09.081 (2)	82.80	0.540	14:11:24.477	
4 -	1:25.994	<b>42.547</b>	<b>2:08.541 (1)</b>	<b>83.14</b>		<b>14:13:33.018</b>	

P7		65 F1		FAIERS / FOX		Dean Ryde YAMAHA R6 - AWracing ltd	
IDEAL LAP TIME : 2:11.698		BEST LAP TIME : 2:11.698		DIFFERENCE : 0.000			
LAP	SECTOR 1	SECTOR 2	LAP TIME	MPH	DIFF	TIME OF DAY	
1 -		44.763	2:20.464	76.09	8.766	14:06:58.541	
2 -	1:27.739	44.812	2:12.551 (3)	80.63	0.853	14:09:11.092	
3 -	<b>1:27.585</b>	<b>44.113</b>	<b>2:11.698 (1)</b>	<b>81.15</b>		<b>14:11:22.790</b>	
4 -	1:28.268	44.261	2:12.529 (2)	80.64	0.831	14:13:35.319	

# BMCRC - MRO Championships 2024 - Rnd 3 @ Snetterton 300

## BMCRC F1 & F2 Sidecars

### RACE 5 - SECTOR ANALYSIS



SECTOR 1 = FL to I1, SECTOR 2 = I1 to FL, DIFF = Difference To Personal Best Lap, P = Crossed Finish Line in Pit Lane, D = Time Disallowed

P8 69 F2		LAMBERT / HAYNES		LCR HONDA 600 - Greg Lambert Racing		
IDEAL LAP TIME : 2:12.981		BEST LAP TIME : 2:13.614		DIFFERENCE : 0.633		
LAP	SECTOR 1	SECTOR 2	LAP TIME	MPH	DIFF	TIME OF DAY
1 -		<b>44.324</b>	2:19.273	76.74	5.659	14:06:57.350
2 -	<b>1:28.657</b>	44.957	<b>2:13.614 (1)</b>	<b>79.99</b>		<b>14:09:10.964</b>
3 -	1:29.314	44.891	2:14.205 (2)	79.63	0.591	14:11:25.169
4 -	1:29.704	45.175	2:14.879 (3)	79.24	1.265	14:13:40.048

P9 83 F2		BUCHANAN / EVANS		Kawasaki LUMLEY SIDECAR - Bull Inn Racing		
IDEAL LAP TIME : 2:12.970		BEST LAP TIME : 2:13.165		DIFFERENCE : 0.195		
LAP	SECTOR 1	SECTOR 2	LAP TIME	MPH	DIFF	TIME OF DAY
1 -		<b>44.294</b>	2:21.585	75.48	8.420	14:06:59.662
2 -	<b>1:28.676</b>	44.489	<b>2:13.165 (1)</b>	<b>80.26</b>		<b>14:09:12.827</b>
3 -	1:28.803	45.050	2:13.853 (2)	79.84	0.688	14:11:26.680
4 -	1:30.173	44.490	2:14.663 (3)	79.36	1.498	14:13:41.343

P10 37 F2		MORPHET / RYDER		LCR/Suzuki SIDECAR -		
IDEAL LAP TIME : 2:14.925		BEST LAP TIME : 2:14.925		DIFFERENCE : 0.000		
LAP	SECTOR 1	SECTOR 2	LAP TIME	MPH	DIFF	TIME OF DAY
1 -		46.042	2:24.979	73.72	10.054	14:07:03.056
2 -	1:30.397	44.961	2:15.358 (2)	78.96	0.433	14:09:18.414
3 -	1:31.070	45.318	2:16.388 (3)	78.36	1.463	14:11:34.802
4 -	<b>1:30.043</b>	<b>44.882</b>	<b>2:14.925 (1)</b>	<b>79.21</b>		<b>14:13:49.727</b>

P11 32 F2		HORSPOLE / CHAPMAN		Shelbourne HONDA - baker plant hire		
IDEAL LAP TIME : 2:18.973		BEST LAP TIME : 2:19.718		DIFFERENCE : 0.745		
LAP	SECTOR 1	SECTOR 2	LAP TIME	MPH	DIFF	TIME OF DAY
1 -		<b>46.231</b>	2:24.823	73.80	5.105	14:07:02.900
2 -	1:33.493	46.453	2:19.946 (2)	76.37	0.228	14:09:22.846
3 -	1:33.604	46.670	2:20.274 (3)	76.19	0.556	14:11:43.120
4 -	<b>1:32.742</b>	46.976	<b>2:19.718 (1)</b>	<b>76.49</b>		<b>14:14:02.838</b>

P12 2 F1		D'HENIN / SMYTH		Adolf RS 600 - FLO Racing		
IDEAL LAP TIME : 2:18.620		BEST LAP TIME : 2:18.620		DIFFERENCE : 0.000		
LAP	SECTOR 1	SECTOR 2	LAP TIME	MPH	DIFF	TIME OF DAY
1 -		46.872	2:26.797	72.80	8.177	14:07:04.874
2 -	<b>1:32.016</b>	<b>46.604</b>	<b>2:18.620 (1)</b>	<b>77.10</b>		<b>14:09:23.494</b>
3 -	1:33.467	46.755	2:20.222 (2)	76.22	1.602	14:11:43.716
4 -	1:32.669	48.282	2:20.951 (3)	75.82	2.331	14:14:04.667

P13 58 F2		L EASTELL / M. EASTELL		- Lee Eastell Engineering services Ltd		
IDEAL LAP TIME : 2:18.994		BEST LAP TIME : 2:19.206		DIFFERENCE : 0.212		
LAP	SECTOR 1	SECTOR 2	LAP TIME	MPH	DIFF	TIME OF DAY
1 -		<b>46.853</b>	2:25.889	73.26	6.683	14:07:03.966
2 -	1:33.004	46.960	2:19.964 (2)	76.36	0.758	14:09:23.930
3 -	<b>1:32.141</b>	47.065	<b>2:19.206 (1)</b>	<b>76.77</b>		<b>14:11:43.136</b>
4 -	1:33.555	48.107	2:21.662 (3)	75.44	2.456	14:14:04.798

P14 38 F1		MOSS / HOPE		LCR R6 - LifeSafety Motorsport - CharlieMossRacing		
IDEAL LAP TIME : 2:15.382		BEST LAP TIME : 2:15.740		DIFFERENCE : 0.358		
LAP	SECTOR 1	SECTOR 2	LAP TIME	MPH	DIFF	TIME OF DAY
1 -		48.439	2:34.219	69.30	18.479	14:07:12.296
2 -	1:34.675	45.834	2:20.509 (3)	76.06	4.769	14:09:32.805
3 -	<b>1:30.680</b>	45.060	<b>2:15.740 (1)</b>	<b>78.73</b>		<b>14:11:48.545</b>
4 -	1:32.060	<b>44.702</b>	2:16.762 (2)	78.15	1.022	14:14:05.307

# BMCRC - MRO Championships 2024 - Rnd 3 @ Snetterton 300

## BMCRC F1 & F2 Sidecars

### RACE 5 - SECTOR ANALYSIS



SECTOR 1 = FL to I1, SECTOR 2 = I1 to FL, DIFF = Difference To Personal Best Lap, P = Crossed Finish Line in Pit Lane, D = Time Disallowed

<b>P15</b>	<b>188 F1</b>	<b>BEST / WHITLOCK</b>	LCR R1 - Ecosse Consulting Ltd			
IDEAL LAP TIME : 2:18.458		BEST LAP TIME : 2:19.159	DIFFERENCE : 0.701			
LAP	SECTOR 1	SECTOR 2	LAP TIME	MPH	DIFF	TIME OF DAY
1 -		<b>46.027</b>	2:30.196	71.16	11.037	14:07:08.273
2 -	<b>1:32.431</b>	46.728	<b>2:19.159 (1)</b>	<b>76.80</b>		<b>14:09:27.432</b>
3 -	1:33.184	47.509	2:20.693 (3)	75.96	1.534	14:11:48.125
4 -	1:33.453	46.732	2:20.185 (2)	76.24	1.026	14:14:08.310
<b>P16</b>	<b>128 F1</b>	<b>HORTON / DAVIES</b>	- wintec racing			
IDEAL LAP TIME : 2:18.683		BEST LAP TIME : 2:18.683	DIFFERENCE : 0.000			
LAP	SECTOR 1	SECTOR 2	LAP TIME	MPH	DIFF	TIME OF DAY
1 -		48.184	2:33.262	69.73	14.579	14:07:11.339
2 -	1:33.351	46.609	2:19.960 (3)	76.36	1.277	14:09:31.299
3 -	1:32.766	46.756	2:19.522 (2)	76.60	0.839	14:11:50.821
4 -	<b>1:32.631</b>	<b>46.052</b>	<b>2:18.683 (1)</b>	<b>77.06</b>		<b>14:14:09.504</b>
<b>P17</b>	<b>6 F2</b>	<b>J. HOLDEN / CLAEYS</b>	CES SUZUKI -			
IDEAL LAP TIME : 2:09.647		BEST LAP TIME : 2:10.597	DIFFERENCE : 0.950			
LAP	SECTOR 1	SECTOR 2	LAP TIME	MPH	DIFF	TIME OF DAY
1 -		<b>43.119</b>	2:15.317	78.98	4.720	14:06:53.394
2 -	2:17.724	43.598	3:01.322 (3)	58.94	50.725	14:09:54.716
3 -	<b>1:26.528</b>	44.069	<b>2:10.597 (1)</b>	<b>81.84</b>		<b>14:12:05.313</b>
4 -	1:26.876	43.760	2:10.636 (2)	81.81	0.039	14:14:15.949
<b>P18</b>	<b>146 F2</b>	<b>SAUNDERS / KNAPTON</b>	LCR SUZUKI GSXR 600 -			
IDEAL LAP TIME : 2:23.436		BEST LAP TIME : 2:23.877	DIFFERENCE : 0.441			
LAP	SECTOR 1	SECTOR 2	LAP TIME	MPH	DIFF	TIME OF DAY
1 -		49.050	2:33.656	69.55	9.779	14:07:11.733
2 -	1:37.963	49.397	2:27.360 (3)	72.53	3.483	14:09:39.093
3 -	1:36.117	<b>47.938</b>	2:24.055 (2)	74.19	0.178	14:12:03.148
4 -	<b>1:35.498</b>	48.379	<b>2:23.877 (1)</b>	<b>74.28</b>		<b>14:14:27.025</b>
<b>P19</b>	<b>19 F1</b>	<b>MACBRIDE / EDWARDS</b>	LCR YAMAHA 600 - Lifesafety Motorsport			
IDEAL LAP TIME : 2:45.477		BEST LAP TIME : 2:45.477	DIFFERENCE : 0.000			
LAP	SECTOR 1	SECTOR 2	LAP TIME	MPH	DIFF	TIME OF DAY
1 -		58.856	2:55.730	60.82	10.253	14:07:33.807
2 -	<b>1:49.248</b>	<b>56.229</b>	<b>2:45.477 (1)</b>	<b>64.58</b>		<b>14:10:19.284</b>
3 -	1:50.958	59.114	2:50.072 (2)	62.84	4.595	14:13:09.356
<b>P20</b>	<b>121 F1</b>	<b>LAWRENCE / PYMM</b>	LCR YAMAHA - highfield transport, JHM autos			
IDEAL LAP TIME : 2:14.627		BEST LAP TIME : 2:14.627	DIFFERENCE : 0.000			
LAP	SECTOR 1	SECTOR 2	LAP TIME	MPH	DIFF	TIME OF DAY
1 -		45.863	2:25.388	73.51	10.761	14:07:03.465
2 -	<b>1:29.636</b>	<b>44.991</b>	<b>2:14.627 (1)</b>	<b>79.39</b>		<b>14:09:18.092</b>
<b>P21</b>	<b>4 F1</b>	<b>PEARSON / RESTALL</b>	LCR F600 - Direct Commercials/ABS Racing			
IDEAL LAP TIME : 2:24.124		BEST LAP TIME :	DIFFERENCE :			
LAP	SECTOR 1	SECTOR 2	LAP TIME	MPH	DIFF	TIME OF DAY
1 -		<b>47.687</b>	2:33.961	69.42		14:07:12.038



# BMCRC - MRO Championships 2024 - Rnd 3 @ Snetterton 300

## BMCRC F1 & F2 Sidecars

### RACE 5 - BEST SECTORS

SECTOR 1			SECTOR 2			IDEAL / BEST COMPARISON						
POS	NO	NAME	TIME	NO	NAME	TIME	POS	NO	NAME	IDEAL	BEST	DIFF
									<b>PERFECT LAP</b>	<b>2:02.435</b>		
1	93	G. HOLDEN / LAWRENCE	1:21.433	93	G. HOLDEN / LAWRENCE	41.002	1	93	G. HOLDEN / LAWRENCE	2:02.435	2:03.027	0.592
2	27	P. KIRBY / T. KIRBY	1:24.069	27	P. KIRBY / T. KIRBY	41.669	2	27	P. KIRBY / T. KIRBY	2:05.738	2:05.738	0.000
3	5	MOLYNEUX / ROBERTS	1:24.485	5	MOLYNEUX / ROBERTS	42.095	3	5	MOLYNEUX / ROBERTS	2:06.580	2:06.580	0.000
4	3	R. CROWE / C. CROWE	1:25.327	3	R. CROWE / C. CROWE	42.547	4	3	R. CROWE / C. CROWE	2:07.874	2:08.541	0.667
5	120	GIBSON / SHARP	1:25.777	120	GIBSON / SHARP	43.106	5	120	GIBSON / SHARP	2:08.883	2:09.225	0.342
6	62	WRIGHT / BAILEY	1:26.460	6	J. HOLDEN / CLAEYS	43.119	6	6	J. HOLDEN / CLAEYS	2:09.647	2:10.597	0.950
7	6	J. HOLDEN / CLAEYS	1:26.528	62	WRIGHT / BAILEY	43.775	7	62	WRIGHT / BAILEY	2:10.235	2:10.371	0.136
8	65	FAIERS / FOX	1:27.585	65	FAIERS / FOX	44.113	8	65	FAIERS / FOX	2:11.698	2:11.698	0.000
9	69	LAMBERT / HAYNES	1:28.657	83	BUCHANAN / EVANS	44.294	9	83	BUCHANAN / EVANS	2:12.970	2:13.165	0.195
10	83	BUCHANAN / EVANS	1:28.676	69	LAMBERT / HAYNES	44.324	10	69	LAMBERT / HAYNES	2:12.981	2:13.614	0.633
11	121	LAWRENCE / PYMM	1:29.636	38	MOSS / HOPE	44.702	11	121	LAWRENCE / PYMM	2:14.627	2:14.627	0.000
12	37	MORPHET / RYDER	1:30.043	37	MORPHET / RYDER	44.882	12	37	MORPHET / RYDER	2:14.925	2:14.925	0.000
13	38	MOSS / HOPE	1:30.680	121	LAWRENCE / PYMM	44.991	13	38	MOSS / HOPE	2:15.382	2:15.740	0.358
14	2	D'HENIN / SMYTH	1:32.016	188	BEST / WHITLOCK	46.027	14	188	BEST / WHITLOCK	2:18.458	2:19.159	0.701
15	58	L. EASTELL / M. EASTELL	1:32.141	128	HORTON / DAVIES	46.052	15	2	D'HENIN / SMYTH	2:18.620	2:18.620	0.000
16	188	BEST / WHITLOCK	1:32.431	32	HORSPOLE / CHAPMAN	46.231	16	128	HORTON / DAVIES	2:18.683	2:18.683	0.000
17	128	HORTON / DAVIES	1:32.631	2	D'HENIN / SMYTH	46.604	17	32	HORSPOLE / CHAPMAN	2:18.973	2:19.718	0.745
18	32	HORSPOLE / CHAPMAN	1:32.742	58	L. EASTELL / M. EASTELL	46.853	18	58	L. EASTELL / M. EASTELL	2:18.994	2:19.206	0.212
19	146	SAUNDERS / KNAPTON	1:35.498	4	PEARSON / RESTALL	47.687	19	146	SAUNDERS / KNAPTON	2:23.436	2:23.877	0.441
20	4	PEARSON / RESTALL	1:36.437	146	SAUNDERS / KNAPTON	47.938	20	4	PEARSON / RESTALL	2:24.124		
21	19	MACBRIDE / EDWARDS	1:49.248	19	MACBRIDE / EDWARDS	56.229	21	19	MACBRIDE / EDWARDS	2:45.477	2:45.477	0.000
22												

# BMCRC - MRO Championships 2024 - Rnd 3 @ Snetterton 300

## BMCRC F1 & F2 Sidecars

### RACE 5 - STATISTICS

**Competitors Started** 22  
**Planned Start** 2024-05-04 @ 13:30:00.000  
**Actual Start** 2024-05-04 @ 14:04:38.076  
**Finish Time** 2024-05-04 @ 14:12:57.721  
**Track Length** 2.9689mi.  
**Total Laps** 78  
**Total Distance Covered** 231.5751mi.

#### Session Fastest Lap History

NO	CL	NAME	LAP TIME	TIME OF DAY	LAP	VEHICLE
93	F1	G. HOLDEN / LAWRENCE	2:03.027	14:08:51.220	2	LCR KAWASAKI 600

#### Session Leader History

NO	CL	NAME	FROM LAP	LAPS LED	DISTANCE	VEHICLE
93	F1	G. HOLDEN / LAWRENCE	1	4	11.87 miles	LCR KAWASAKI 600

#### Flag History

TYPE	TIME OF DAY
GREEN	14:04:38.076
FINISH	14:12:57.721

#### Flag Statistics

TYPE	COUNT	TOTAL LAPS	TOTAL TIME
Green	1	4	10:10.969
Red	0	0	0.000
Safety Car	0	0	0.000
FCY	0	0	0.000

# BMCRC - MRO Championships 2024 - Rnd 3 @ Snetterton 300

## BMCRC F1 & F2 Sidecars

### RACE 5 - STATISTICS

**CLASS : F1**

11 Starters

#### Fastest Lap History

NO	NAME	LAP TIME	TIME OF DAY	LAP	VEHICLE
93	G. HOLDEN / LAWRENCE	<b>2:03.027</b>	14:08:51.220	2	LCR KAWASAKI 600

#### Leader History

NO	NAME	FROM LAP	LAPS LED	DISTANCE	VEHICLE
93	G. HOLDEN / LAWRENCE	1	4	11.87 miles	LCR KAWASAKI 600

# BMCRC - MRO Championships 2024 - Rnd 3 @ Snetterton 300

## BMCRC F1 & F2 Sidecars

### RACE 5 - STATISTICS

CLASS : F2

11 Starters

#### Fastest Lap History

NO	NAME	LAP TIME	TIME OF DAY	LAP	VEHICLE
5	MOLYNEUX / ROBERTS	2:09.038	14:09:00.194	2	DMR KAWASAKI
5	MOLYNEUX / ROBERTS	2:06.580	14:11:06.773	3	DMR KAWASAKI

#### Leader History

NO	NAME	FROM LAP	LAPS LED	DISTANCE	VEHICLE
5	MOLYNEUX / ROBERTS	1	4	11.87 miles	DMR KAWASAKI

# BMCRC - MRO Championships 2024 - Rnd 3 @ Snetterton 300

## BMCRC F1 & F2 Sidecars

### RACE 16 - GRID (5 Laps)



ROW 13	26	77	REEVES / WILKES	25	666	HANKS / BANKS
ROW 12	24	20	DRISCOLL / CARPENTER	23	11	GILBERT / MULDOON
ROW 11	22	113	BEVAN / RJ HANDCOCK	21	19	MACBRIDE / EDWARDS 2:45.477
ROW 10	20	4	PEARSON / RESTALL	19	146	SAUNDERS / KNAPTON 2:23.877
ROW 9	18	32	HORSPOLE / CHAPMAN 2:19.718	17	58	L. EASTELL / M. EASTELL 2:19.206
ROW 8	16	188	BEST / WHITLOCK 2:19.159	15	128	HORTON / DAVIES 2:18.683
ROW 7	14	2	D'HENIN / SMYTH 2:18.620	13	38	MOSS / HOPE 2:15.740
ROW 6	12	37	MORPHET / RYDER 2:14.925	11	121	LAWRENCE / PYMM 2:14.627
ROW 5	10	69	LAMBERT / JEVANS	9	83	BUCHANAN / EVANS 2:13.165
ROW 4	8	65	FAIERS / FOX 2:11.698	7	6	J. HOLDEN / CLAEYS 2:10.597
ROW 3	6	62	WRIGHT / BAILEY 2:10.371	5	120	GIBSON / SHARP 2:09.225
ROW 2	4	3	R. CROWE / C. CROWE 2:08.541	3	5	MOLYNEUX / ROBERTS 2:06.580
ROW 1	2	27	P. KIRBY / T. KIRBY 2:05.738	1	93	G. HOLDEN / LAWRENCE 2:03.027

**Pole**

These results are provisional until the conclusion of any judicial and technical matters.

Snetterton 300: 2.9689 miles

Clerk Of Course:	Stewards:	Timekeeper:	<i>Craig Smith</i>	
------------------	-----------	-------------	--------------------	--

Results can be found at [www.tsl-timing.com](http://www.tsl-timing.com)

Printed - 14:19 Saturday, 04 May 2024





**BMCRC  
F1 & F2  
SIDECARS**

# BMCRC - MRO Championships 2024 - Rnd 3 @ Snetterton 300

## BMCRC F1 & F2 Sidecars

### RACE 16 - CLASSIFICATION

Race Distance: 4 Laps / 11.87 miles

POS	NO	CL	PIC	NAME	ENTRY	LAPS	TIME	GAP	DIFF	MPH	BEST	ON	GRD	↑↓
1	93	F1	1	G. HOLDEN / LAWRENCE	LCR KAWASAKI 600 - Holden racing	4	8:19.621			85.56	2:02.519	3	1	0
2	3	F2	1	R. CROWE / C. CROWE	HCR TRIUMPH 675 - Northern Fuels	4	8:25.285	5.664	5.664	84.61	2:04.496	2	4	2
3	27	F1	2	P. KIRBY / T. KIRBY	ARS Yamaha F600 - KRT	4	8:29.008	9.387	3.723	83.99	2:04.986	4	2	-1
4	5	F2	2	MOLYNEUX / ROBERTS	DMR KAWASAKI - Kelproperties	4	8:37.488	17.867	8.480	82.61	2:07.689	3	3	-1
5	6	F2	3	J. HOLDEN / CLAEYS	CES SUZUKI -	4	8:40.305	20.684	2.817	82.16	2:07.652	2	7	2
6	120	F2	4	GIBSON / SHARP	CES SUZUKI - RVisa / ROWTEC	4	8:46.989	27.368	6.684	81.12	2:09.680	3	5	-1
7	62	F1	3	WRIGHT / BAILEY	Yamaha RYDE F998 - Stainless Steel Designs Ltd.	4	8:56.282	36.661	9.293	79.71	2:11.396	2	6	-1
8	69	F2	5	LAMBERT / JEVANS	LCR HONDA 600 - Greg Lambert Racing	4	8:57.170	37.549	0.888	79.58	2:12.110	3	10	2
9	65	F1	4	FAIERS / FOX	Dean Ryde YAMAHA R6 - AWracing ltd	4	9:06.771	47.150	9.601	78.19	2:12.800	4	8	-1
10	38	F1	5	MOSS / HOPE	LCR R6 - LifeSafety Motorsport - CharlieMossRacing	4	9:06.935	47.314	0.164	78.16	2:12.636	3	13	3
11	83	F2	6	BUCHANAN / EVANS	Kawasaki LUMLEY SIDECAR - Bull Inn Racing	4	9:07.283	47.662	0.348	78.11	2:13.615	3	9	-2
12	113	F2	7	BEVAN / RJ HANDCOCK	Shelbourne F2 - rj contracting	4	9:13.440	53.819	6.157	77.24	2:15.353	3	22	10
13	58	F2	8	L. EASTELL / M. EASTELL	- Lee Eastell Engineering services Ltd	4	9:26.752	1:07.131	13.312	75.43	2:19.547	4	17	4
14	146	F2	9	SAUNDERS / KNAPTON	LCR SUZUKI GSXR 600 -	4	9:32.620	1:12.999	5.868	74.66	2:19.854	3	19	5
15	188	F1	6	BEST / WHITLOCK	LCR R1 - Ecosse Consulting Ltd	4	9:35.562	1:15.941	2.942	74.27	2:19.828	4	16	1
16	128	F1	7	HORTON / DAVIES	- wintec racing	4	9:41.534	1:21.913	5.972	73.51	2:20.896	4	15	-1
17	666	F2	10	HANKS / BANKS	GLR HONDA CBR 600 - JHM racing / Greg Lambert Racing	4	10:19.627	2:00.006	38.093	68.99	2:32.091	4	25	8
18	19	F1	8	MACBRIDE / EDWARDS	LCR YAMAHA 600 - Lifesafety Motorsport	3	8:27.965	1 Lap	1 Lap	63.12	2:47.490	2	21	3

#### NOT CLASSIFIED

DNF	37	F2		MORPHET / RYDER	LCR/Suzuki SIDECAR -	2	4:37.707	2 Laps	1 Lap	76.97	2:14.405	2	12	
DNF	4	F1		PEARSON / RESTALL	LCR F600 - Direct Commercials/ABS Racing	2	4:49.720	2 Laps	12.013	73.78	2:18.272	2	20	
DNF	32	F2		HORSPOLE / CHAPMAN	Shelbourne HONDA - baker plant hire	1	2:24.230	3 Laps	1 Lap	74.10			18	
DNF	121	F1		LAWRENCE / PYMM	LCR YAMAHA - highfield transport, JHM autos	1	2:32.281	3 Laps	8.051	70.18			11	

#### NOT STARTED

NS	2	F1		D'HENIN / SMYTH	Adolf RS 600 - FLO Racing									14
----	---	----	--	-----------------	---------------------------	--	--	--	--	--	--	--	--	----

#### FASTEST LAP

93	F1			G. HOLDEN / LAWRENCE	LCR KAWASAKI 600 - Holden racing	3	2:02.519			87.23 mph				140.39 kph
3	F2			R. CROWE / C. CROWE	HCR TRIUMPH 675 - Northern Fuels	2	2:04.496			85.85 mph				138.16 kph

#### Comments:

Class F1 - 92.5% of Race Speed = 79.14 mph

Class F2 - 92.5% of Race Speed = 78.26 mph

Weather / Track : Cloudy / Dry

Date: 04/05/2024 Start: 17:41 Finish: 17:49

These results are provisional until the conclusion of any judicial and technical matters.

Snetterton 300: 2.9689 miles

Clerk Of Course:	Stewards:	Timekeeper:	<i>Craig Smith</i>	
------------------	-----------	-------------	--------------------	--

Results can be found at [www.tsl-timing.com](http://www.tsl-timing.com)

Printed - 17:56 Saturday, 04 May 2024



# BMCRC - MRO Championships 2024 - Rnd 3 @ Snetterton 300

## BMCRC F1 & F2 Sidecars

### RACE 16 - LAP CHART

LAP 1 @ 17:43:45.237			LAP 2 @ 17:45:48.721			LAP 3 @ 17:47:51.240			LAP 4 @ 17:49:54.276		
NO	BEHIND	LAP TIME	NO	BEHIND	LAP TIME	NO	BEHIND	LAP TIME	NO	BEHIND	LAP TIME
<b>3</b>		2:10.582	<b>93</b>		2:03.111	<b>93</b>		2:02.519	<b>93</b>		2:03.036
<b>93</b>	0.373	2:10.955	<b>3</b>	1.012	2:04.496	<b>3</b>	3.008	2:04.515	<b>3</b>	5.664	2:05.692
<b>27</b>	2.575	2:13.157	<b>27</b>	4.115	2:05.024	<b>27</b>	7.437	2:05.841	<b>19</b>	1 Lap	2:48.095
<b>5</b>	3.432	2:14.014	<b>5</b>	7.920	2:07.972	<b>5</b>	13.090	2:07.689	<b>27</b>	9.387	2:04.986
<b>120</b>	6.380	2:16.962	<b>6</b>	10.675	2:07.652	<b>6</b>	15.812	2:07.656	<b>5</b>	17.867	2:07.813
<b>6</b>	6.507	2:17.089	<b>120</b>	13.102	2:10.206	<b>120</b>	20.263	2:09.680	<b>6</b>	20.684	2:07.908
<b>62</b>	9.539	2:20.121	<b>62</b>	17.451	2:11.396	<b>62</b>	27.814	2:12.882	<b>120</b>	27.368	2:10.141
<b>69</b>	9.618	2:20.200	<b>69</b>	18.810	2:12.676	<b>69</b>	28.401	2:12.110	<b>62</b>	36.661	2:11.883
<b>37</b>	12.720	2:23.302	<b>37</b>	23.641	2:14.405	<b>83</b>	35.923	2:13.615	<b>69</b>	37.549	2:12.184
<b>83</b>	13.042	2:23.624	<b>83</b>	24.827	2:15.269	<b>38</b>	36.789	2:12.636	<b>65</b>	47.150	2:12.800
<b>65</b>	13.176	2:23.758	<b>65</b>	25.708	2:16.016	<b>65</b>	37.386	2:14.197	<b>38</b>	47.314	2:13.561
<b>32</b>	13.648	2:24.230	<b>38</b>	26.672	2:15.750	<b>113</b>	40.870	2:15.353	<b>83</b>	47.662	2:14.775
<b>38</b>	14.406	2:24.988	<b>113</b>	28.036	2:15.363	<b>58</b>	50.620	2:20.453	<b>113</b>	53.819	2:15.985
<b>113</b>	16.157	2:26.739	<b>58</b>	32.686	2:19.849	<b>146</b>	55.488	2:19.854	<b>58</b>	1:07.131	2:19.547
<b>58</b>	16.321	2:26.903	<b>4</b>	35.654	2:18.272	<b>188</b>	59.149	2:24.326	<b>146</b>	1:12.999	2:20.547
<b>128</b>	16.374	2:26.956	<b>188</b>	37.342	2:21.021	<b>128</b>	1:04.053	2:21.901	<b>188</b>	1:15.941	2:19.828
<b>146</b>	19.643	2:30.225	<b>146</b>	38.153	2:21.994	<b>666</b>	1:30.951	2:33.675	<b>128</b>	1:21.913	2:20.896
<b>188</b>	19.805	2:30.387	<b>128</b>	44.671	2:31.781				<b>666</b>	2:00.006	2:32.091
<b>4</b>	20.866	2:31.448	<b>666</b>	59.795	2:33.496						
<b>121</b>	21.699	2:32.281	<b>19</b>	1:25.804	2:47.490						
<b>666</b>	29.783	2:40.365									
<b>19</b>	41.798	2:52.380									

# BMCRC - MRO Championships 2024 - Rnd 3 @ Snetterton 300

## BMCRC F1 & F2 Sidecars

### RACE 16 - POSITION CHART

No	Name	Lap Pos	Lap			
			1	2	3	4
93	G. HOLDEN / LAWREN	1	3	93	93	93
27	P. KIRBY / T. KIRBY	2	93	3	3	3
5	MOLYNEUX / ROBERT	3	27	27	27	27
3	R. CROWE / C. CROW	4	5	5	5	5
120	GIBSON / SHARP	5	120	6	6	6
62	WRIGHT / BAILEY	6	6	120	120	120
6	J. HOLDEN / CLAEYS	7	62	62	62	62
65	FAIERS / FOX	8	69	69	69	69
83	BUCHANAN / EVANS	9	37	37	83	65
69	LAMBERT / JEVANS	10	83	83	38	38
121	LAWRENCE / PYMM	11	65	65	65	83
37	MORPHET / RYDER	12	32	38	113	113
38	MOSS / HOPE	13	38	113	58	58
2	D'HENIN / SMYTH	14	113	58	146	146
128	HORTON / DAVIES	15	58	4	188	188
188	BEST / WHITLOCK	16	128	188	128	128
58	L. EASTELL / M. EAST	17	146	146	666	666
32	HORSPOLE / CHAPMA	18	188	128	19	
146	SAUNDERS / KNAPTO	19	4	666		
4	PEARSON / RESTALL	20	121	19		
19	MACBRIDE / EDWARD	21	666			
113	BEVAN / RJ HANDCO	22	19			
666	HANKS / BANKS	23				



# BMCRC - MRO Championships 2024 - Rnd 3 @ Snetterton 300

## BMCRC F1 & F2 Sidecars

### RACE 16 - SECTOR ANALYSIS



SECTOR 1 = FL to I1, SECTOR 2 = I1 to FL, DIFF = Difference To Personal Best Lap, P = Crossed Finish Line in Pit Lane, D = Time Disallowed

P1 93 F1		G. HOLDEN / LAWRENCE		LCR KAWASAKI 600 - Holden racing		
IDEAL LAP TIME : 2:02.422		BEST LAP TIME : 2:02.519		DIFFERENCE : 0.097		
LAP	SECTOR 1	SECTOR 2	LAP TIME	MPH	DIFF	TIME OF DAY
1 -		41.787	2:10.955	81.61	8.436	17:43:45.610
2 -	1:21.975	41.136	2:03.111 (3)	86.81	0.592	17:45:48.721
3 -	1:21.691	<b>40.828</b>	<b>2:02.519 (1)</b>	<b>87.23</b>		<b>17:47:51.240</b>
4 -	<b>1:21.594</b>	41.442	2:03.036 (2)	86.86	0.517	17:49:54.276

P2 3 F2		R. CROWE / C. CROWE		HCR TRIUMPH 675 - Northern Fuels		
IDEAL LAP TIME : 2:04.341		BEST LAP TIME : 2:04.496		DIFFERENCE : 0.155		
LAP	SECTOR 1	SECTOR 2	LAP TIME	MPH	DIFF	TIME OF DAY
1 -		41.568	2:10.582	81.84	6.086	17:43:45.237
2 -	1:23.145	<b>41.351</b>	<b>2:04.496 (1)</b>	<b>85.85</b>		<b>17:45:49.733</b>
3 -	<b>1:22.990</b>	41.525	2:04.515 (2)	85.83	0.019	17:47:54.248
4 -	1:23.431	42.261	2:05.692 (3)	85.03	1.196	17:49:59.940

P3 27 F1		P. KIRBY / T. KIRBY		ARS Yamaha F600 - KRT		
IDEAL LAP TIME : 2:04.846		BEST LAP TIME : 2:04.986		DIFFERENCE : 0.140		
LAP	SECTOR 1	SECTOR 2	LAP TIME	MPH	DIFF	TIME OF DAY
1 -		41.654	2:13.157	80.26	8.171	17:43:47.812
2 -	1:23.849	<b>41.175</b>	2:05.024 (2)	85.48	0.038	17:45:52.836
3 -	1:24.201	41.640	2:05.841 (3)	84.93	0.855	17:47:58.677
4 -	<b>1:23.671</b>	41.315	<b>2:04.986 (1)</b>	<b>85.51</b>		<b>17:50:03.663</b>

P4 5 F2		MOLYNEUX / ROBERTS		DMR KAWASAKI - Kelproperties		
IDEAL LAP TIME : 2:07.374		BEST LAP TIME : 2:07.689		DIFFERENCE : 0.315		
LAP	SECTOR 1	SECTOR 2	LAP TIME	MPH	DIFF	TIME OF DAY
1 -		42.191	2:14.014	79.75	6.325	17:43:48.669
2 -	<b>1:25.396</b>	42.576	2:07.972 (3)	83.51	0.283	17:45:56.641
3 -	1:25.711	<b>41.978</b>	<b>2:07.689 (1)</b>	<b>83.70</b>		<b>17:48:04.330</b>
4 -	1:25.809	42.004	2:07.813 (2)	83.62	0.124	17:50:12.143

P5 6 F2		J. HOLDEN / CLAEYS		CES SUZUKI -		
IDEAL LAP TIME : 2:07.415		BEST LAP TIME : 2:07.652		DIFFERENCE : 0.237		
LAP	SECTOR 1	SECTOR 2	LAP TIME	MPH	DIFF	TIME OF DAY
1 -		43.044	2:17.089	77.96	9.437	17:43:51.744
2 -	1:25.529	<b>42.123</b>	<b>2:07.652 (1)</b>	<b>83.72</b>		<b>17:45:59.396</b>
3 -	1:25.399	42.257	2:07.656 (2)	83.72	0.004	17:48:07.052
4 -	<b>1:25.292</b>	42.616	2:07.908 (3)	83.56	0.256	17:50:14.960

P6 120 F2		GIBSON / SHARP		CES SUZUKI - RVisa / ROWTEC		
IDEAL LAP TIME : 2:09.680		BEST LAP TIME : 2:09.680		DIFFERENCE : 0.000		
LAP	SECTOR 1	SECTOR 2	LAP TIME	MPH	DIFF	TIME OF DAY
1 -		43.397	2:16.962	78.03	7.282	17:43:51.617
2 -	1:26.631	43.575	2:10.206 (3)	82.08	0.526	17:46:01.823
3 -	<b>1:26.476</b>	<b>43.204</b>	<b>2:09.680 (1)</b>	<b>82.41</b>		<b>17:48:11.503</b>
4 -	1:26.893	43.248	2:10.141 (2)	82.12	0.461	17:50:21.644

P7 62 F1		WRIGHT / BAILEY		Yamaha RYDE F998 - Stainless Steel Designs Ltd.		
IDEAL LAP TIME : 2:11.168		BEST LAP TIME : 2:11.396		DIFFERENCE : 0.228		
LAP	SECTOR 1	SECTOR 2	LAP TIME	MPH	DIFF	TIME OF DAY
1 -		43.784	2:20.121	76.27	8.725	17:43:54.776
2 -	<b>1:27.543</b>	43.853	<b>2:11.396 (1)</b>	<b>81.34</b>		<b>17:46:06.172</b>
3 -	1:29.066	43.816	2:12.882 (3)	80.43	1.486	17:48:19.054
4 -	1:28.258	<b>43.625</b>	2:11.883 (2)	81.04	0.487	17:50:30.937

# BMCRC - MRO Championships 2024 - Rnd 3 @ Snetterton 300

## BMCRC F1 & F2 Sidecars

### RACE 16 - SECTOR ANALYSIS



SECTOR 1 = FL to I1, SECTOR 2 = I1 to FL, DIFF = Difference To Personal Best Lap, P = Crossed Finish Line in Pit Lane, D = Time Disallowed

P8 69 F2		LAMBERT / JEVANS		LCR HONDA 600 - Greg Lambert Racing		
IDEAL LAP TIME : 2:11.496		BEST LAP TIME : 2:12.110		DIFFERENCE : 0.614		
LAP	SECTOR 1	SECTOR 2	LAP TIME	MPH	DIFF	TIME OF DAY
1 -		44.410	2:20.200	76.23	8.090	17:43:54.855
2 -	1:29.228	<b>43.448</b>	2:12.676 (3)	80.55	0.566	17:46:07.531
3 -	1:28.401	43.709	<b>2:12.110 (1)</b>	<b>80.90</b>		<b>17:48:19.641</b>
4 -	<b>1:28.048</b>	44.136	2:12.184 (2)	80.85	0.074	17:50:31.825

P9 65 F1		FAIERS / FOX		Dean Ryde YAMAHA R6 - AWracing ltd		
IDEAL LAP TIME : 2:12.800		BEST LAP TIME : 2:12.800		DIFFERENCE : 0.000		
LAP	SECTOR 1	SECTOR 2	LAP TIME	MPH	DIFF	TIME OF DAY
1 -		45.785	2:23.758	74.34	10.958	17:43:58.413
2 -	1:30.008	46.008	2:16.016 (3)	78.57	3.216	17:46:14.429
3 -	1:28.848	45.349	2:14.197 (2)	79.64	1.397	17:48:28.626
4 -	<b>1:28.066</b>	<b>44.734</b>	<b>2:12.800 (1)</b>	<b>80.48</b>		<b>17:50:41.426</b>

P10 38 F1		MOSS / HOPE		LCR R6 - LifeSafety Motorsport - CharlieMossRacing		
IDEAL LAP TIME : 2:12.636		BEST LAP TIME : 2:12.636		DIFFERENCE : 0.000		
LAP	SECTOR 1	SECTOR 2	LAP TIME	MPH	DIFF	TIME OF DAY
1 -		44.166	2:24.988	73.71	12.352	17:43:59.643
2 -	1:29.879	45.871	2:15.750 (3)	78.73	3.114	17:46:15.393
3 -	<b>1:28.840</b>	<b>43.796</b>	<b>2:12.636 (1)</b>	<b>80.58</b>		<b>17:48:28.029</b>
4 -	1:28.886	44.675	2:13.561 (2)	80.02	0.925	17:50:41.590

P11 83 F2		BUCHANAN / EVANS		Kawasaki LUMLEY SIDECAR - Bull Inn Racing		
IDEAL LAP TIME : 2:13.587		BEST LAP TIME : 2:13.615		DIFFERENCE : 0.028		
LAP	SECTOR 1	SECTOR 2	LAP TIME	MPH	DIFF	TIME OF DAY
1 -		45.263	2:23.624	74.41	10.009	17:43:58.279
2 -	1:30.211	45.058	2:15.269 (3)	79.01	1.654	17:46:13.548
3 -	1:29.742	<b>43.873</b>	<b>2:13.615 (1)</b>	<b>79.99</b>		<b>17:48:27.163</b>
4 -	<b>1:29.714</b>	45.061	2:14.775 (2)	79.30	1.160	17:50:41.938

P12 113 F2		BEVAN / RJ HANDCOCK		Shelbourne F2 - r j contracting		
IDEAL LAP TIME : 2:14.813		BEST LAP TIME : 2:15.353		DIFFERENCE : 0.540		
LAP	SECTOR 1	SECTOR 2	LAP TIME	MPH	DIFF	TIME OF DAY
1 -		45.017	2:26.739	72.83	11.386	17:44:01.394
2 -	1:30.952	<b>44.411</b>	2:15.363 (2)	78.95	0.010	17:46:16.757
3 -	<b>1:30.402</b>	44.951	<b>2:15.353 (1)</b>	<b>78.96</b>		<b>17:48:32.110</b>
4 -	1:30.821	45.164	2:15.985 (3)	78.59	0.632	17:50:48.095

P13 58 F2		L EASTELL / M. EASTELL		- Lee Eastell Engineering services Ltd		
IDEAL LAP TIME : 2:18.648		BEST LAP TIME : 2:19.547		DIFFERENCE : 0.899		
LAP	SECTOR 1	SECTOR 2	LAP TIME	MPH	DIFF	TIME OF DAY
1 -		<b>46.661</b>	2:26.903	72.75	7.356	17:44:01.558
2 -	1:32.878	46.971	2:19.849 (2)	76.42	0.302	17:46:21.407
3 -	1:33.017	47.436	2:20.453 (3)	76.09	0.906	17:48:41.860
4 -	<b>1:31.987</b>	47.560	<b>2:19.547 (1)</b>	<b>76.59</b>		<b>17:51:01.407</b>

P14 146 F2		SAUNDERS / KNAPTON		LCR SUZUKI GSXR 600 -		
IDEAL LAP TIME : 2:19.318		BEST LAP TIME : 2:19.854		DIFFERENCE : 0.536		
LAP	SECTOR 1	SECTOR 2	LAP TIME	MPH	DIFF	TIME OF DAY
1 -		47.226	2:30.225	71.14	10.371	17:44:04.880
2 -	1:34.680	47.314	2:21.994 (3)	75.27	2.140	17:46:26.874
3 -	<b>1:32.995</b>	46.859	<b>2:19.854 (1)</b>	<b>76.42</b>		<b>17:48:46.728</b>
4 -	1:34.224	<b>46.323</b>	2:20.547 (2)	76.04	0.693	17:51:07.275

# BMCRC - MRO Championships 2024 - Rnd 3 @ Snetterton 300

## BMCRC F1 & F2 Sidecars

### RACE 16 - SECTOR ANALYSIS



SECTOR 1 = FL to I1, SECTOR 2 = I1 to FL, DIFF = Difference To Personal Best Lap, P = Crossed Finish Line in Pit Lane, D = Time Disallowed

P15 188 F1		BEST / WHITLOCK		LCR R1 - Ecosse Consulting Ltd		
IDEAL LAP TIME : 2:18.881		BEST LAP TIME : 2:19.828		DIFFERENCE : 0.947		
LAP	SECTOR 1	SECTOR 2	LAP TIME	MPH	DIFF	TIME OF DAY
1 -		46.883	2:30.387	71.07	10.559	17:44:05.042
2 -	<b>1:32.105</b>	48.916	2:21.021 (2)	75.79	1.193	17:46:26.063
3 -	1:34.198	50.128	2:24.326 (3)	74.05	4.498	17:48:50.389
4 -	1:33.052	<b>46.776</b>	<b>2:19.828 (1)</b>	<b>76.43</b>		<b>17:51:10.217</b>

P16 128 F1		HORTON / DAVIES		- wintec racing		
IDEAL LAP TIME : 2:20.472		BEST LAP TIME : 2:20.896		DIFFERENCE : 0.424		
LAP	SECTOR 1	SECTOR 2	LAP TIME	MPH	DIFF	TIME OF DAY
1 -		<b>45.818</b>	2:26.956	72.72	6.060	17:44:01.611
2 -	1:37.110	54.671	2:31.781 (3)	70.41	10.885	17:46:33.392
3 -	1:34.685	47.216	2:21.901 (2)	75.32	1.005	17:48:55.293
4 -	<b>1:34.654</b>	46.242	<b>2:20.896 (1)</b>	<b>75.85</b>		<b>17:51:16.189</b>

P17 666 F2		HANKS / BANKS		GLR HONDA CBR 600 - JHM racing / Greg Lambert Racing		
IDEAL LAP TIME : 2:32.091		BEST LAP TIME : 2:32.091		DIFFERENCE : 0.000		
LAP	SECTOR 1	SECTOR 2	LAP TIME	MPH	DIFF	TIME OF DAY
1 -		51.361	2:40.365	66.64	8.274	17:44:15.020
2 -	1:41.944	51.552	2:33.496 (2)	69.63	1.405	17:46:48.516
3 -	1:42.654	51.021	2:33.675 (3)	69.54	1.584	17:49:22.191
4 -	<b>1:41.481</b>	<b>50.610</b>	<b>2:32.091 (1)</b>	<b>70.27</b>		<b>17:51:54.282</b>

P18 19 F1		MACBRIDE / EDWARDS		LCR YAMAHA 600 - Lifesafety Motorsport		
IDEAL LAP TIME : 2:43.174		BEST LAP TIME : 2:47.490		DIFFERENCE : 4.316		
LAP	SECTOR 1	SECTOR 2	LAP TIME	MPH	DIFF	TIME OF DAY
1 -		<b>53.894</b>	2:52.380	62.00	4.890	17:44:27.035
2 -	<b>1:49.280</b>	58.210	<b>2:47.490 (1)</b>	<b>63.81</b>		<b>17:47:14.525</b>
3 -	1:52.300	55.795	2:48.095 (2)	63.58	0.605	17:50:02.620

P19 37 F2		MORPHET / RYDER		LCR/Suzuki SIDECAR -		
IDEAL LAP TIME : 2:14.405		BEST LAP TIME : 2:14.405		DIFFERENCE : 0.000		
LAP	SECTOR 1	SECTOR 2	LAP TIME	MPH	DIFF	TIME OF DAY
1 -		45.067	2:23.302	74.58	8.897	17:43:57.957
2 -	<b>1:29.543</b>	<b>44.862</b>	<b>2:14.405 (1)</b>	<b>79.52</b>		<b>17:46:12.362</b>

P20 4 F1		PEARSON / RESTALL		LCR F600 - Direct Commercials/ABS Racing		
IDEAL LAP TIME : 2:18.272		BEST LAP TIME : 2:18.272		DIFFERENCE : 0.000		
LAP	SECTOR 1	SECTOR 2	LAP TIME	MPH	DIFF	TIME OF DAY
1 -		46.770	2:31.448	70.57	13.176	17:44:06.103
2 -	<b>1:31.987</b>	<b>46.285</b>	<b>2:18.272 (1)</b>	<b>77.29</b>		<b>17:46:24.375</b>

P21 32 F2		HORSPOLE / CHAPMAN		Shelbourne HONDA - baker plant hire		
IDEAL LAP TIME :		BEST LAP TIME :		DIFFERENCE :		
LAP	SECTOR 1	SECTOR 2	LAP TIME	MPH	DIFF	TIME OF DAY
1 -		<b>45.153</b>	2:24.230	74.10		17:43:58.885

P22 121 F1		LAWRENCE / PYMM		LCR YAMAHA - highfield transport, JHM autos		
IDEAL LAP TIME :		BEST LAP TIME :		DIFFERENCE :		
LAP	SECTOR 1	SECTOR 2	LAP TIME	MPH	DIFF	TIME OF DAY
1 -		<b>48.639</b>	2:32.281	70.18		17:44:06.936

# BMCRC - MRO Championships 2024 - Rnd 3 @ Snetterton 300

## BMCRC F1 & F2 Sidecars

### RACE 16 - BEST SECTORS

SECTOR 1			SECTOR 2			IDEAL / BEST COMPARISON						
POS	NO	NAME	TIME	NO	NAME	TIME	POS	NO	NAME	IDEAL	BEST	DIFF
									<b>PERFECT LAP</b>	<b>2:02.422</b>		
1	93	G. HOLDEN / LAWRENCE	1:21.594	93	G. HOLDEN / LAWRENCE	40.828	1	93	G. HOLDEN / LAWRE	2:02.422	2:02.519	0.097
2	3	R. CROWE / C. CROWE	1:22.990	27	P. KIRBY / T. KIRBY	41.175	2	3	R. CROWE / C. CROV	2:04.341	2:04.496	0.155
3	27	P. KIRBY / T. KIRBY	1:23.671	3	R. CROWE / C. CROWE	41.351	3	27	P. KIRBY / T. KIRBY	2:04.846	2:04.986	0.140
4	6	J. HOLDEN / CLAEYS	1:25.292	5	MOLYNEUX / ROBERTS	41.978	4	5	MOLYNEUX / ROBER	2:07.374	2:07.689	0.315
5	5	MOLYNEUX / ROBERTS	1:25.396	6	J. HOLDEN / CLAEYS	42.123	5	6	J. HOLDEN / CLAEYS	2:07.415	2:07.652	0.237
6	120	GIBSON / SHARP	1:26.476	120	GIBSON / SHARP	43.204	6	120	GIBSON / SHARP	2:09.680	2:09.680	0.000
7	62	WRIGHT / BAILEY	1:27.543	69	LAMBERT / JEVANS	43.448	7	62	WRIGHT / BAILEY	2:11.168	2:11.396	0.228
8	69	LAMBERT / JEVANS	1:28.048	62	WRIGHT / BAILEY	43.625	8	69	LAMBERT / JEVANS	2:11.496	2:12.110	0.614
9	65	FAIERS / FOX	1:28.066	38	MOSS / HOPE	43.796	9	38	MOSS / HOPE	2:12.636	2:12.636	0.000
10	38	MOSS / HOPE	1:28.840	83	BUCHANAN / EVANS	43.873	10	65	FAIERS / FOX	2:12.800	2:12.800	0.000
11	37	MORPHET / RYDER	1:29.543	113	BEVAN / RJ HANDCOCK	44.411	11	83	BUCHANAN / EVANS	2:13.587	2:13.615	0.028
12	83	BUCHANAN / EVANS	1:29.714	65	FAIERS / FOX	44.734	12	37	MORPHET / RYDER	2:14.405	2:14.405	0.000
13	113	BEVAN / RJ HANDCOCK	1:30.402	37	MORPHET / RYDER	44.862	13	113	BEVAN / RJ HANDCO	2:14.813	2:15.353	0.540
14	58	L. EASTELL / M. EASTELL	1:31.987	32	HORSPOLE / CHAPMAN	45.153	14	4	PEARSON / RESTAL	2:18.272	2:18.272	0.000
15	4	PEARSON / RESTALL	1:31.987	128	HORTON / DAVIES	45.818	15	58	L. EASTELL / M. EAS	2:18.648	2:19.547	0.899
16	188	BEST / WHITLOCK	1:32.105	4	PEARSON / RESTALL	46.285	16	188	BEST / WHITLOCK	2:18.881	2:19.828	0.947
17	146	SAUNDERS / KNAPTON	1:32.995	146	SAUNDERS / KNAPTON	46.323	17	146	SAUNDERS / KNAPTO	2:19.318	2:19.854	0.536
18	128	HORTON / DAVIES	1:34.654	58	L. EASTELL / M. EASTELL	46.661	18	128	HORTON / DAVIES	2:20.472	2:20.896	0.424
19	666	HANKS / BANKS	1:41.481	188	BEST / WHITLOCK	46.776	19	666	HANKS / BANKS	2:32.091	2:32.091	0.000
20	19	MACBRIDE / EDWARDS	1:49.280	121	LAWRENCE / PYMM	48.639	20	19	MACBRIDE / EDWAR	2:43.174	2:47.490	4.316
21				666	HANKS / BANKS	50.610	21	121	LAWRENCE / PYMM			
22				19	MACBRIDE / EDWARDS	53.894	22	32	HORSPOLE / CHAPM			

# BMCRC - MRO Championships 2024 - Rnd 3 @ Snetterton 300

## BMCRC F1 & F2 Sidecars

### RACE 16 - STATISTICS

**Competitors Started** 22  
**Planned Start** 2024-05-04 @ 17:12:00.000  
**Actual Start** 2024-05-04 @ 17:41:34.654  
**Finish Time** 2024-05-04 @ 17:49:54.275  
**Track Length** 2.9689mi.  
**Total Laps** 77  
**Total Distance Covered** 228.6061mi.

#### Session Fastest Lap History

NO	CL	NAME	LAP TIME	TIME OF DAY	LAP	VEHICLE
93	F1	G. HOLDEN / LAWRENCE	2:03.111	17:45:48.732	2	LCR KAWASAKI 600
93	F1	G. HOLDEN / LAWRENCE	2:02.519	17:47:51.251	3	LCR KAWASAKI 600

#### Session Leader History

NO	CL	NAME	FROM LAP	LAPS LED	DISTANCE	VEHICLE
3	F2	R. CROWE / C. CROWE	1	1	2.96 miles	HCR TRIUMPH 675
93	F1	G. HOLDEN / LAWRENCE	2	3	8.90 miles	LCR KAWASAKI 600

#### Flag History

TYPE	TIME OF DAY
GREEN	17:41:34.654
FINISH	17:49:54.275

#### Flag Statistics

TYPE	COUNT	TOTAL LAPS	TOTAL TIME
Green	1	4	10:25.582
Red	0	0	0.000
Safety Car	0	0	0.000
FCY	0	0	0.000

# BMCRC - MRO Championships 2024 - Rnd 3 @ Snetterton 300

## BMCRC F1 & F2 Sidecars

### RACE 16 - STATISTICS

CLASS : F1

10 Starters

#### Fastest Lap History

NO	NAME	LAP TIME	TIME OF DAY	LAP	VEHICLE
93	G. HOLDEN / LAWRENCE	2:03.111	17:45:48.732	2	LCR KAWASAKI 600
93	G. HOLDEN / LAWRENCE	2:02.519	17:47:51.251	3	LCR KAWASAKI 600

#### Leader History

NO	NAME	FROM LAP	LAPS LED	DISTANCE	VEHICLE
93	G. HOLDEN / LAWRENCE	1	4	11.87 miles	LCR KAWASAKI 600

# BMCRC - MRO Championships 2024 - Rnd 3 @ Snetterton 300

## BMCRC F1 & F2 Sidecars

### RACE 16 - STATISTICS

**CLASS : F2**

12 Starters

#### Fastest Lap History

NO	NAME	LAP TIME	TIME OF DAY	LAP	VEHICLE
3	R. CROWE / C. CROWE	2:04.496	17:45:49.759	2	HCR TRIUMPH 675

#### Leader History

NO	NAME	FROM LAP	LAPS LED	DISTANCE	VEHICLE
3	R. CROWE / C. CROWE	1	4	11.87 miles	HCR TRIUMPH 675

# BMCRC - MRO Championships 2024 - Rnd 3 @ Snetterton 300

## BMCRC F1 & F2 Sidecars

### RACE 5 - GRID (6 Laps)



ROW 12	24	77	REEVES / WILKES	23	20	DRISCOLL / CARPENTER				
ROW 11		22	11	GILBERT / MULDOON	21	32	HORSPOLE / CHAPMAN			
ROW 10		2:47.490	20	19	MACBRIDE / EDWARDS	19	121	LAWRENCE / PYMM		
ROW 9			18	666	HANKS / KIRK	17	2:20.896	128	HORTON / DAVIES	
ROW 8		2:19.854	16	146	SAUNDERS / KNAPTON	15	2:19.828	188	BEST / WHITLOCK	
ROW 7			14	2:19.547	58	L. EASTELL / M. EASTELL	13	2:18.272	4	PEARSON / RESTALL
ROW 6		2:15.353	12	113	BEVAN / RJ HANDCOCK	11	2:14.405	37	MORPHET / RYDER	
ROW 5			10	2:13.615	83	BUCHANAN / EVANS	9	2:12.800	65	FAIERS / FOX
ROW 4		2:12.636	8	38	MOSS / HOPE	7	69	LAMBERT / HAYNES		
ROW 3			6	2:11.396	62	WRIGHT / BAILEY	5	2:09.680	120	GIBSON / SHARP
ROW 2		2:07.689	4	5	MOLYNEUX / ROBERTS	3	2:07.652	6	J. HOLDEN / CLAEYS	
ROW 1			2	2:04.986	27	P. KIRBY / T. KIRBY	1	2:04.496	3	R. CROWE / C. CROWE
<b>Pole</b>										

These results are provisional until the conclusion of any judicial and technical matters.

Snetterton 300: 2.9689 miles

Clerk Of Course:	Stewards:	Timekeeper:	<i>Craig Smith</i>	
------------------	-----------	-------------	--------------------	--

Results can be found at [www.tsl-timing.com](http://www.tsl-timing.com)

Printed - 17:59 Saturday, 04 May 2024







**BMCRC**  
**F1 & F2**  
**SIDECARS**

# BMCRC - MRO Championships 2024 - Rnd 3 @ Snetterton 300

## BMCRC F1 & F2 Sidecars

### RACE 5 - CLASSIFICATION

Race Distance: 5 Laps / 14.84 miles

POS	NO	CL	PIC	NAME	ENTRY	LAPS	TIME	GAP	DIFF	MPH	BEST	ON	GRD	↑↓
1	27	F1	1	P. KIRBY / T. KIRBY	ARS Yamaha F600 - KRT	5	10:33.333			84.37	2:04.572	5	2	1
2	6	F2	1	J. HOLDEN / CLAEYS	CES SUZUKI -	5	10:42.835	9.502	9.502	83.13	2:06.425	4	3	1
3	120	F2	2	GIBSON / SHARP	CES SUZUKI - RVISA / ROWTEC	5	10:55.009	21.676	12.174	81.58	2:09.184	4	5	2
4	69	F2	3	LAMBERT / HAYNES	LCR HONDA 600 - Greg Lambert Racing	5	10:59.459	26.126	4.450	81.03	2:10.084	5	7	3
5	62	F1	2	WRIGHT / BAILEY	Yamaha RYDE F998 - Stainless Steel Designs Ltd.	5	11:05.638	32.305	6.179	80.28	2:10.708	2	6	1
6	65	F1	3	FAIERS / FOX	Dean Ryde YAMAHA R6 - AWracing ltd	5	11:06.712	33.379	1.074	80.15	2:10.997	3	9	3
7	83	F2	4	BUCHANAN / EVANS	Kawasaki LUMLEY SIDECAR - Bull Inn Racing	5	11:13.209	39.876	6.497	79.38	2:11.893	2	10	3
8	113	F2	5	BEVAN / RJ HANDCOCK	Shelbourne F2 - r-j contracting	5	11:23.457	50.124	10.248	78.19	2:13.821	5	12	4
9	38	F1	4	MOSS / HOPE	LCR R6 - LifeSafety Motorsport - CharlieMossRacing	5	11:26.168	52.835	2.711	77.88	2:14.814	5	8	-1
10	128	F1	5	HORTON / DAVIES	- wintec racing	5	11:41.916	1:08.583	15.748	76.13	2:17.316	4	17	7
11	58	F2	6	L. EASTELL / M. EASTELL	- Lee Eastell Engineering services Ltd	5	11:42.146	1:08.813	0.230	76.11	2:18.430	2	14	3
12	188	F1	6	BEST / WHITLOCK	LCR R1 - Ecosse Consulting Ltd	5	11:53.063	1:19.730	10.917	74.94	2:19.048	3	15	3
13	146	F2	7	SAUNDERS / KNAPTON	LCR SUZUKI GSXR 600 -	5	12:06.716	1:33.383	13.653	73.53	2:20.507	3	16	3
14	666	F2	8	HANKS / KIRK	GLR HONDA CBR 600 - JHM racing / Greg Lambert Racing	5	12:11.843	1:38.510	5.127	73.02	2:23.909	5	18	4
15	19	F1	7	MACBRIDE / EDWARDS	LCR YAMAHA 600 - Lifesafety Motorsport	4	10:48.737	1 Lap	1 Lap	65.90	2:37.612	2	20	5

#### NOT CLASSIFIED

DNF	121	F1		LAWRENCE / PYMM	LCR YAMAHA - highfield transport, JHM autos	4	9:17.966	1 Lap		76.62	2:14.893	3	19	
DNF	32	F2		HORSPOLE / CHAPMAN	Shelbourne HONDA - baker plant hire	1	2:25.985	4 Laps	3 Laps	73.21			21	
DNF	37	F2		MORPHET / RYDER	LCR/Suzuki SIDECAR -	1	2:30.632	4 Laps	4.647	70.95			11	
DNF	20	F2		DRISCOLL / CARPENTER	D&C F2 -	1	2:40.387	4 Laps	9.755	66.63			23	
DNF	3	F2		R. CROWE / C. CROWE	HCR TRIUMPH 675 - Northern Fuels	0							1	

#### FASTEST LAP

27	F1			P. KIRBY / T. KIRBY	ARS Yamaha F600 - KRT	5	2:04.572			85.79 mph			138.07 kph	
6	F2			J. HOLDEN / CLAEYS	CES SUZUKI -	4	2:06.425			84.54 mph			136.05 kph	

#### Comments:

Class F1 - 92.5% of Race Speed = 78.04 mph

Class F2 - 92.5% of Race Speed = 76.89 mph

Weather / Track : Cloudy / Dry

These results are provisional until the conclusion of any judicial and technical matters.

Date: 05/05/2024 Start: 11:32 Finish: 11:43

Snetterton 300: 2.9689 miles

Clerk Of Course:	Stewards:	Timekeeper:	<i>Craig Smith</i>	
------------------	-----------	-------------	--------------------	--

Results can be found at [www.tsl-timing.com](http://www.tsl-timing.com)

Printed - 11:45 Sunday, 05 May 2024



# BMCRC - MRO Championships 2024 - Rnd 3 @ Snetterton 300

## BMCRC F1 & F2 Sidecars

### RACE 5 - LAP CHART

LAP 1 @ 11:34:56.174			LAP 2 @ 11:37:01.787			LAP 3 @ 11:39:07.381			LAP 4 @ 11:41:12.510			LAP 5 @ 11:43:17.082		
NO	BEHIND	LAP TIME	NO	BEHIND	LAP TIME	NO	BEHIND	LAP TIME	NO	BEHIND	LAP TIME	NO	BEHIND	LAP TIME
27		2:12.425	27		2:05.613	27		2:05.594	27		2:05.129	27		2:04.572
6	0.829	2:13.254	6	2.120	2:06.904	6	3.594	2:07.068	6	4.890	2:06.425	6	9.502	2:09.184
69	4.190	2:16.615	120	8.706	2:09.791	120	12.846	2:09.734	120	16.901	2:09.184	19	1 Lap	2:41.359
120	4.528	2:16.953	69	10.530	2:11.953	69	15.535	2:10.599	69	20.614	2:10.208	120	21.676	2:09.347
62	6.664	2:19.089	62	11.759	2:10.708	62	17.510	2:11.345	62	24.681	2:12.300	69	26.126	2:10.084
65	8.113	2:20.538	65	13.942	2:11.442	65	19.345	2:10.997	65	25.345	2:11.129	62	32.305	2:12.196
83	8.710	2:21.135	83	14.990	2:11.893	83	23.093	2:13.697	83	30.136	2:12.172	65	33.379	2:12.606
38	12.668	2:25.093	38	21.955	2:14.900	38	31.748	2:15.387	113	40.875	2:14.075	83	39.876	2:14.312
58	13.132	2:25.557	113	23.298	2:15.254	113	31.929	2:14.225	38	42.593	2:15.974	113	50.124	2:13.821
32	13.560	2:25.985	58	25.949	2:18.430	121	35.906	2:14.893	121	49.205	2:18.428	38	52.835	2:14.814
113	13.657	2:26.082	121	26.607	2:14.902	128	39.813	2:17.682	128	52.000	2:17.316	128	1:08.583	2:21.155
128	15.751	2:28.176	128	27.725	2:17.587	58	39.944	2:19.589	58	54.894	2:20.079	58	1:08.813	2:18.491
146	15.888	2:28.313	146	31.798	2:21.523	188	46.097	2:19.048	188	1:02.444	2:21.476	188	1:19.730	2:21.858
121	17.318	2:29.743	188	32.643	2:20.452	146	46.711	2:20.507	146	1:16.151	2:34.569	146	1:33.383	2:21.804
188	17.804	2:30.229	666	40.974	2:25.102	666	59.832	2:24.452	666	1:19.173	2:24.470	666	1:38.510	2:23.909
37	18.207	2:30.632	19	1:08.096	2:37.612	19	1:43.746	2:41.244						
666	21.485	2:33.910												
20	27.962	2:40.387												
19	36.097	2:48.522												

# BMCRC - MRO Championships 2024 - Rnd 3 @ Snetterton 300

## BMCRC F1 & F2 Sidecars

### RACE 5 - POSITION CHART

No	Name	Lap	1	2	3	4	5
		Pos					
3	R. CROWE / C. CROWE	1	27	27	27	27	27
27	P. KIRBY / T. KIRBY	2	6	6	6	6	6
6	J. HOLDEN / CLAEYS	3	69	120	120	120	120
120	GIBSON / SHARP	4	120	69	69	69	69
62	WRIGHT / BAILEY	5	62	62	62	62	62
69	LAMBERT / HAYNES	6	65	65	65	65	65
38	MOSS / HOPE	7	83	83	83	83	83
65	FAIERS / FOX	8	38	38	38	113	113
83	BUCHANAN / EVANS	9	58	113	113	38	38
37	MORPHET / RYDER	10	32	58	121	121	128
113	BEVAN / RJ HANDCOCK	11	113	121	128	128	58
58	L. EASTELL / M. EASTELL	12	128	128	58	58	188
188	BEST / WHITLOCK	13	146	146	188	188	146
146	SAUNDERS / KNAPTON	14	121	188	146	146	666
128	HORTON / DAVIES	15	188	666	666	666	
666	HANKS / KIRK	16	37	19	19	19	
121	LAWRENCE / PYMM	17	666				
19	MACBRIDE / EDWARD	18	20				
32	HORSPOLE / CHAPMAN	19	19				
20	DRISCOLL / CARPENT	20					

# BMCRC - MRO Championships 2024 - Rnd 3 @ Snetterton 300

## BMCRC F1 & F2 Sidecars

### RACE 5 - SECTOR ANALYSIS



SECTOR 1 = FL to I1, SECTOR 2 = I1 to FL, DIFF = Difference To Personal Best Lap, P = Crossed Finish Line in Pit Lane, D = Time Disallowed

P1 27 F1		P. KIRBY / T. KIRBY		ARS Yamaha F600 - KRT		
IDEAL LAP TIME : 2:04.572		BEST LAP TIME : 2:04.572		DIFFERENCE : 0.000		
LAP	SECTOR 1	SECTOR 2	LAP TIME	MPH	DIFF	TIME OF DAY
1 -		41.858	2:12.425	80.71	7.853	11:34:56.174
2 -	1:23.828	41.785	2:05.613	85.08	1.041	11:37:01.787
3 -	1:24.065	41.529	2:05.594 (3)	85.10	1.022	11:39:07.381
4 -	1:23.683	41.446	2:05.129 (2)	85.41	0.557	11:41:12.510
5 -	<b>1:23.239</b>	<b>41.333</b>	<b>2:04.572 (1)</b>	<b>85.79</b>		<b>11:43:17.082</b>

P2 6 F2		J. HOLDEN / CLAEYS		CES SUZUKI -		
IDEAL LAP TIME : 2:06.180		BEST LAP TIME : 2:06.425		DIFFERENCE : 0.245		
LAP	SECTOR 1	SECTOR 2	LAP TIME	MPH	DIFF	TIME OF DAY
1 -		41.967	2:13.254	80.20	6.829	11:34:57.003
2 -	1:25.183	<b>41.721</b>	2:06.904 (2)	84.22	0.479	11:37:03.907
3 -	1:25.189	41.879	2:07.068 (3)	84.11	0.643	11:39:10.975
4 -	<b>1:24.459</b>	41.966	<b>2:06.425 (1)</b>	<b>84.54</b>		<b>11:41:17.400</b>
5 -	1:24.652	44.532	2:09.184	82.73	2.759	11:43:26.584

P3 120 F2		GIBSON / SHARP		CES SUZUKI - RVISA / ROWTEC		
IDEAL LAP TIME : 2:09.184		BEST LAP TIME : 2:09.184		DIFFERENCE : 0.000		
LAP	SECTOR 1	SECTOR 2	LAP TIME	MPH	DIFF	TIME OF DAY
1 -		43.619	2:16.953	78.04	7.769	11:35:00.702
2 -	1:26.651	43.140	2:09.791	82.34	0.607	11:37:10.493
3 -	1:26.499	43.235	2:09.734 (3)	82.38	0.550	11:39:20.227
4 -	<b>1:26.118</b>	<b>43.066</b>	<b>2:09.184 (1)</b>	<b>82.73</b>		<b>11:41:29.411</b>
5 -	1:26.222	43.125	2:09.347 (2)	82.63	0.163	11:43:38.758

P4 69 F2		LAMBERT / HAYNES		LCR HONDA 600 - Greg Lambert Racing		
IDEAL LAP TIME : 2:09.729		BEST LAP TIME : 2:10.084		DIFFERENCE : 0.355		
LAP	SECTOR 1	SECTOR 2	LAP TIME	MPH	DIFF	TIME OF DAY
1 -		43.566	2:16.615	78.23	6.531	11:35:00.364
2 -	1:28.250	43.703	2:11.953	80.99	1.869	11:37:12.317
3 -	1:27.234	43.365	2:10.599 (3)	81.83	0.515	11:39:22.916
4 -	1:26.941	<b>43.267</b>	2:10.208 (2)	82.08	0.124	11:41:33.124
5 -	<b>1:26.462</b>	43.622	<b>2:10.084 (1)</b>	<b>82.16</b>		<b>11:43:43.208</b>

P5 62 F1		WRIGHT / BAILEY		Yamaha RYDE F998 - Stainless Steel Designs Ltd.		
IDEAL LAP TIME : 2:10.708		BEST LAP TIME : 2:10.708		DIFFERENCE : 0.000		
LAP	SECTOR 1	SECTOR 2	LAP TIME	MPH	DIFF	TIME OF DAY
1 -		44.334	2:19.089	76.84	8.381	11:35:02.838
2 -	<b>1:27.153</b>	<b>43.555</b>	<b>2:10.708 (1)</b>	<b>81.77</b>		<b>11:37:13.546</b>
3 -	1:27.648	43.697	2:11.345 (2)	81.37	0.637	11:39:24.891
4 -	1:28.133	44.167	2:12.300	80.78	1.592	11:41:37.191
5 -	1:28.270	43.926	2:12.196 (3)	80.85	1.488	11:43:49.387

P6 65 F1		FAIERS / FOX		Dean Ryde YAMAHA R6 - AWracing ltd		
IDEAL LAP TIME : 2:10.675		BEST LAP TIME : 2:10.997		DIFFERENCE : 0.322		
LAP	SECTOR 1	SECTOR 2	LAP TIME	MPH	DIFF	TIME OF DAY
1 -		44.928	2:20.538	76.05	9.541	11:35:04.287
2 -	1:27.602	43.840	2:11.442 (3)	81.31	0.445	11:37:15.729
3 -	1:27.277	<b>43.720</b>	<b>2:10.997 (1)</b>	<b>81.59</b>		<b>11:39:26.726</b>
4 -	<b>1:26.955</b>	44.174	2:11.129 (2)	81.50	0.132	11:41:37.855
5 -	1:28.141	44.465	2:12.606	80.60	1.609	11:43:50.461

# BMCRC - MRO Championships 2024 - Rnd 3 @ Snetterton 300

## BMCRC F1 & F2 Sidecars

### RACE 5 - SECTOR ANALYSIS



SECTOR 1 = FL to I1, SECTOR 2 = I1 to FL, DIFF = Difference To Personal Best Lap, P = Crossed Finish Line in Pit Lane, D = Time Disallowed

P7 83 F2		BUCHANAN / EVANS		Kawasaki LUMLEY SIDECAR - Bull Inn Racing		
IDEAL LAP TIME : 2:11.893		BEST LAP TIME : 2:11.893		DIFFERENCE : 0.000		
LAP	SECTOR 1	SECTOR 2	LAP TIME	MPH	DIFF	TIME OF DAY
1 -		44.317	2:21.135	75.72	9.242	11:35:04.884
2 -	<b>1:28.174</b>	<b>43.719</b>	<b>2:11.893 (1)</b>	<b>81.03</b>		<b>11:37:16.777</b>
3 -	1:29.325	44.372	2:13.697 (3)	79.94	1.804	11:39:30.474
4 -	1:28.212	43.960	2:12.172 (2)	80.86	0.279	11:41:42.646
5 -	1:29.672	44.640	2:14.312	79.57	2.419	11:43:56.958

P8 113 F2		BEVAN / RJ HANDCOCK		Shelbourne F2 - r-j contracting		
IDEAL LAP TIME : 2:13.328		BEST LAP TIME : 2:13.821		DIFFERENCE : 0.493		
LAP	SECTOR 1	SECTOR 2	LAP TIME	MPH	DIFF	TIME OF DAY
1 -		44.764	2:26.082	73.16	12.261	11:35:09.831
2 -	1:31.100	44.154	2:15.254	79.02	1.433	11:37:25.085
3 -	1:29.321	44.904	2:14.225 (3)	79.62	0.404	11:39:39.310
4 -	<b>1:29.196</b>	44.879	2:14.075 (2)	79.71	0.254	11:41:53.385
5 -	1:29.689	<b>44.132</b>	<b>2:13.821 (1)</b>	<b>79.86</b>		<b>11:44:07.206</b>

P9 38 F1		MOSS / HOPE		LCR R6 - LifeSafety Motorsport - CharlieMossRacing		
IDEAL LAP TIME : 2:14.732		BEST LAP TIME : 2:14.814		DIFFERENCE : 0.082		
LAP	SECTOR 1	SECTOR 2	LAP TIME	MPH	DIFF	TIME OF DAY
1 -		45.803	2:25.093	73.66	10.279	11:35:08.842
2 -	1:30.622	<b>44.278</b>	2:14.900 (2)	79.22	0.086	11:37:23.742
3 -	1:30.697	44.690	2:15.387 (3)	78.94	0.573	11:39:39.129
4 -	1:31.629	44.345	2:15.974	78.60	1.160	11:41:55.103
5 -	<b>1:30.454</b>	44.360	<b>2:14.814 (1)</b>	<b>79.28</b>		<b>11:44:09.917</b>

P10 128 F1		HORTON / DAVIES		- wintec racing		
IDEAL LAP TIME : 2:17.091		BEST LAP TIME : 2:17.316		DIFFERENCE : 0.225		
LAP	SECTOR 1	SECTOR 2	LAP TIME	MPH	DIFF	TIME OF DAY
1 -		46.330	2:28.176	72.13	10.860	11:35:11.925
2 -	<b>1:31.706</b>	45.881	2:17.587 (2)	77.68	0.271	11:37:29.512
3 -	1:32.297	<b>45.385</b>	2:17.682 (3)	77.62	0.366	11:39:47.194
4 -	1:31.717	45.599	<b>2:17.316 (1)</b>	<b>77.83</b>		<b>11:42:04.510</b>
5 -	1:34.994	46.161	2:21.155	75.71	3.839	11:44:25.665

P11 58 F2		L EASTELL / M. EASTELL		- Lee Eastell Engineering services Ltd		
IDEAL LAP TIME : 2:17.795		BEST LAP TIME : 2:18.430		DIFFERENCE : 0.635		
LAP	SECTOR 1	SECTOR 2	LAP TIME	MPH	DIFF	TIME OF DAY
1 -		46.740	2:25.557	73.42	7.127	11:35:09.306
2 -	1:32.298	<b>46.132</b>	<b>2:18.430 (1)</b>	<b>77.20</b>		<b>11:37:27.736</b>
3 -	1:32.442	47.147	2:19.589 (3)	76.56	1.159	11:39:47.325
4 -	1:33.605	46.474	2:20.079	76.30	1.649	11:42:07.404
5 -	<b>1:31.663</b>	46.828	2:18.491 (2)	77.17	0.061	11:44:25.895

P12 188 F1		BEST / WHITLOCK		LCR R1 - Ecosse Consulting Ltd		
IDEAL LAP TIME : 2:18.704		BEST LAP TIME : 2:19.048		DIFFERENCE : 0.344		
LAP	SECTOR 1	SECTOR 2	LAP TIME	MPH	DIFF	TIME OF DAY
1 -		47.706	2:30.229	71.14	11.181	11:35:13.978
2 -	<b>1:32.246</b>	48.206	2:20.452 (2)	76.09	1.404	11:37:34.430
3 -	1:32.590	<b>46.458</b>	<b>2:19.048 (1)</b>	<b>76.86</b>		<b>11:39:53.478</b>
4 -	1:33.427	48.049	2:21.476 (3)	75.54	2.428	11:42:14.954
5 -	1:33.711	48.147	2:21.858	75.34	2.810	11:44:36.812

# BMCRC - MRO Championships 2024 - Rnd 3 @ Snetterton 300

## BMCRC F1 & F2 Sidecars

### RACE 5 - SECTOR ANALYSIS



SECTOR 1 = FL to I1, SECTOR 2 = I1 to FL, DIFF = Difference To Personal Best Lap, P = Crossed Finish Line in Pit Lane, D = Time Disallowed

P13 146 F2 SAUNDERS / KNAPTON		LCR SUZUKI GSXR 600 -				
IDEAL LAP TIME : 2:20.139		BEST LAP TIME : 2:20.507		DIFFERENCE : 0.368		
LAP	SECTOR 1	SECTOR 2	LAP TIME	MPH	DIFF	TIME OF DAY
1 -		46.773	2:28.313	72.06	7.806	11:35:12.062
2 -	1:34.150	47.373	2:21.523 (2)	75.52	1.016	11:37:33.585
3 -	<b>1:33.486</b>	47.021	<b>2:20.507 (1)</b>	<b>76.06</b>		<b>11:39:54.092</b>
4 -	1:47.916	<b>46.653</b>	2:34.569	69.14	14.062	11:42:28.661
5 -	1:34.287	47.517	2:21.804 (3)	75.37	1.297	11:44:50.465

P14 666 F2 HANKS / KIRK		GLR HONDA CBR 600 - JHM racing / Greg Lambert Racing				
IDEAL LAP TIME : 2:23.098		BEST LAP TIME : 2:23.909		DIFFERENCE : 0.811		
LAP	SECTOR 1	SECTOR 2	LAP TIME	MPH	DIFF	TIME OF DAY
1 -		48.305	2:33.910	69.44	10.001	11:35:17.659
2 -	1:35.772	49.330	2:25.102	73.65	1.193	11:37:42.761
3 -	1:35.905	48.547	2:24.452 (2)	73.99	0.543	11:40:07.213
4 -	1:36.705	<b>47.765</b>	2:24.470 (3)	73.98	0.561	11:42:31.683
5 -	<b>1:35.333</b>	48.576	<b>2:23.909 (1)</b>	<b>74.26</b>		<b>11:44:55.592</b>

P15 19 F1 MACBRIDE / EDWARDS		LCR YAMAHA 600 - Lifesafety Motorsport				
IDEAL LAP TIME : 2:36.779		BEST LAP TIME : 2:37.612		DIFFERENCE : 0.833		
LAP	SECTOR 1	SECTOR 2	LAP TIME	MPH	DIFF	TIME OF DAY
1 -		<b>53.841</b>	2:48.522	63.42	10.910	11:35:32.271
2 -	<b>1:42.938</b>	54.674	<b>2:37.612 (1)</b>	<b>67.81</b>		<b>11:38:09.883</b>
3 -	1:45.940	55.304	2:41.244 (2)	66.28	3.632	11:40:51.127
4 -	1:47.478	53.881	2:41.359 (3)	66.23	3.747	11:43:32.486

P16 121 F1 LAWRENCE / PYMM		LCR YAMAHA - highfield transport, JHM autos				
IDEAL LAP TIME : 2:13.996		BEST LAP TIME : 2:14.893		DIFFERENCE : 0.897		
LAP	SECTOR 1	SECTOR 2	LAP TIME	MPH	DIFF	TIME OF DAY
1 -		47.030	2:29.743	71.37	14.850	11:35:13.492
2 -	1:30.255	<b>44.647</b>	2:14.902 (2)	79.22	0.009	11:37:28.394
3 -	1:30.080	44.813	<b>2:14.893 (1)</b>	<b>79.23</b>		<b>11:39:43.287</b>
4 -	<b>1:29.349</b>	49.079	2:18.428 (3)	77.21	3.535	11:42:01.715

P17 32 F2 HORSPOLE / CHAPMAN		Shelbourne HONDA - baker plant hire				
IDEAL LAP TIME :		BEST LAP TIME :		DIFFERENCE :		
LAP	SECTOR 1	SECTOR 2	LAP TIME	MPH	DIFF	TIME OF DAY
1 -		<b>46.008</b>	2:25.985	73.21		11:35:09.734

P18 37 F2 MORPHET / RYDER		LCR/Suzuki SIDECAR -				
IDEAL LAP TIME : 2:22.782		BEST LAP TIME :		DIFFERENCE :		
LAP	SECTOR 1	SECTOR 2	LAP TIME	MPH	DIFF	TIME OF DAY
1 -		<b>47.191</b>	2:30.632	70.95		11:35:14.381

P19 20 F2 DRISCOLL / CARPENTER		D&C F2 -				
IDEAL LAP TIME :		BEST LAP TIME :		DIFFERENCE :		
LAP	SECTOR 1	SECTOR 2	LAP TIME	MPH	DIFF	TIME OF DAY
1 -		<b>51.403</b>	2:40.387	66.63		11:35:24.136

# BMCRC - MRO Championships 2024 - Rnd 3 @ Snetterton 300

## BMCRC F1 & F2 Sidecars

### RACE 5 - BEST SECTORS

SECTOR 1			SECTOR 2			IDEAL / BEST COMPARISON						
POS	NO	NAME	TIME	NO	NAME	TIME	POS	NO	NAME	IDEAL	BEST	DIFF
									<b>PERFECT LAP</b>	<b>2:04.572</b>		
1	27	P. KIRBY / T. KIRBY	<b>1:23.239</b>	27	P. KIRBY / T. KIRBY	<b>41.333</b>	1	27	P. KIRBY / T. KIRBY	2:04.572	2:04.572	<b>0.000</b>
2	6	J. HOLDEN / CLAEYS	<b>1:24.459</b>	6	J. HOLDEN / CLAEYS	<b>41.721</b>	2	6	J. HOLDEN / CLAEYS	2:06.180	2:06.425	<b>0.245</b>
3	120	GIBSON / SHARP	<b>1:26.118</b>	120	GIBSON / SHARP	<b>43.066</b>	3	120	GIBSON / SHARP	2:09.184	2:09.184	<b>0.000</b>
4	69	LAMBERT / HAYNES	<b>1:26.462</b>	69	LAMBERT / HAYNES	<b>43.267</b>	4	69	LAMBERT / HAYNES	2:09.729	2:10.084	<b>0.355</b>
5	65	FAIERS / FOX	<b>1:26.955</b>	62	WRIGHT / BAILEY	<b>43.555</b>	5	65	FAIERS / FOX	2:10.675	2:10.997	<b>0.322</b>
6	62	WRIGHT / BAILEY	<b>1:27.153</b>	83	BUCHANAN / EVANS	<b>43.719</b>	6	62	WRIGHT / BAILEY	2:10.708	2:10.708	<b>0.000</b>
7	83	BUCHANAN / EVANS	<b>1:28.174</b>	65	FAIERS / FOX	<b>43.720</b>	7	83	BUCHANAN / EVANS	2:11.893	2:11.893	<b>0.000</b>
8	113	BEVAN / RJ HANDCOCK	<b>1:29.196</b>	113	BEVAN / RJ HANDCOCK	<b>44.132</b>	8	113	BEVAN / RJ HANDCOCK	2:13.328	2:13.821	<b>0.493</b>
9	121	LAWRENCE / PYMM	<b>1:29.349</b>	38	MOSS / HOPE	<b>44.278</b>	9	121	LAWRENCE / PYMM	2:13.996	2:14.893	<b>0.897</b>
10	38	MOSS / HOPE	<b>1:30.454</b>	121	LAWRENCE / PYMM	<b>44.647</b>	10	38	MOSS / HOPE	2:14.732	2:14.814	<b>0.082</b>
11	58	L. EASTELL / M. EASTELL	<b>1:31.663</b>	128	HORTON / DAVIES	<b>45.385</b>	11	128	HORTON / DAVIES	2:17.091	2:17.316	<b>0.225</b>
12	128	HORTON / DAVIES	<b>1:31.706</b>	32	HORSPOLE / CHAPMAN	<b>46.008</b>	12	58	L. EASTELL / M. EASTELL	2:17.795	2:18.430	<b>0.635</b>
13	188	BEST / WHITLOCK	<b>1:32.246</b>	58	L. EASTELL / M. EASTELL	<b>46.132</b>	13	188	BEST / WHITLOCK	2:18.704	2:19.048	<b>0.344</b>
14	146	SAUNDERS / KNAPTON	<b>1:33.486</b>	188	BEST / WHITLOCK	<b>46.458</b>	14	146	SAUNDERS / KNAPTON	2:20.139	2:20.507	<b>0.368</b>
15	666	HANKS / KIRK	<b>1:35.333</b>	146	SAUNDERS / KNAPTON	<b>46.653</b>	15	37	MORPHET / RYDER	2:22.782		
16	37	MORPHET / RYDER	<b>1:35.591</b>	37	MORPHET / RYDER	<b>47.191</b>	16	666	HANKS / KIRK	2:23.098	2:23.909	<b>0.811</b>
17	19	MACBRIDE / EDWARDS	<b>1:42.938</b>	666	HANKS / KIRK	<b>47.765</b>	17	19	MACBRIDE / EDWARDS	2:36.779	2:37.612	<b>0.833</b>
18				20	DRISCOLL / CARPENTER	<b>51.403</b>	18	32	HORSPOLE / CHAPMAN			
19				19	MACBRIDE / EDWARDS	<b>53.841</b>	19	20	DRISCOLL / CARPENTER			
20												

# BMCRC - MRO Championships 2024 - Rnd 3 @ Snetterton 300

## BMCRC F1 & F2 Sidecars

### RACE 5 - STATISTICS

<b>Competitors Started</b>	20
<b>Planned Start</b>	2024-05-05 @ 10:40:00.000
<b>Actual Start</b>	2024-05-05 @ 11:32:43.749
<b>Finish Time</b>	2024-05-05 @ 11:43:17.081
<b>Track Length</b>	2.9689mi.
<b>Total Laps</b>	81
<b>Total Distance Covered</b>	240.4818mi.

#### Session Fastest Lap History

NO	CL	NAME	LAP TIME	TIME OF DAY	LAP	VEHICLE
27	F1	P. KIRBY / T. KIRBY	<b>2:05.613</b>	11:37:01.791	2	ARS Yamaha F600
27	F1	P. KIRBY / T. KIRBY	<b>2:05.594</b>	11:39:07.385	3	ARS Yamaha F600
27	F1	P. KIRBY / T. KIRBY	<b>2:05.129</b>	11:41:12.515	4	ARS Yamaha F600
27	F1	P. KIRBY / T. KIRBY	<b>2:04.572</b>	11:43:17.086	5	ARS Yamaha F600

#### Session Leader History

NO	CL	NAME	FROM LAP	LAPS LED	DISTANCE	VEHICLE
27	F1	P. KIRBY / T. KIRBY	1	5	14.84 miles	ARS Yamaha F600

#### Flag History

TYPE	TIME OF DAY
GREEN	11:32:43.749
FINISH	11:43:17.081

#### Flag Statistics

TYPE	COUNT	TOTAL LAPS	TOTAL TIME
Green	1	5	12:19.216
Red	0	0	0.000
Safety Car	0	0	0.000
FCY	0	0	0.000



# BMCRC - MRO Championships 2024 - Rnd 3 @ Snetterton 300

## BMCRC F1 & F2 Sidecars

### RACE 5 - STATISTICS

CLASS : F1

8 Starters

#### Fastest Lap History

NO	NAME	LAP TIME	TIME OF DAY	LAP	VEHICLE
27	P. KIRBY / T. KIRBY	<b>2:05.613</b>	11:37:01.791	2	ARS Yamaha F600
27	P. KIRBY / T. KIRBY	<b>2:05.594</b>	11:39:07.385	3	ARS Yamaha F600
27	P. KIRBY / T. KIRBY	<b>2:05.129</b>	11:41:12.515	4	ARS Yamaha F600
27	P. KIRBY / T. KIRBY	<b>2:04.572</b>	11:43:17.086	5	ARS Yamaha F600

#### Leader History

NO	NAME	FROM LAP	LAPS LED	DISTANCE	VEHICLE
27	P. KIRBY / T. KIRBY	1	5	14.84 miles	ARS Yamaha F600

# BMCRC - MRO Championships 2024 - Rnd 3 @ Snetterton 300

## BMCRC F1 & F2 Sidecars

### RACE 5 - STATISTICS

**CLASS : F2**

12 Starters

#### Fastest Lap History

NO	NAME	LAP TIME	TIME OF DAY	LAP	VEHICLE
6	J. HOLDEN / CLAEYS	<b>2:06.904</b>	11:37:03.921	2	CES SUZUKI
6	J. HOLDEN / CLAEYS	<b>2:06.425</b>	11:41:17.414	4	CES SUZUKI

#### Leader History

NO	NAME	FROM LAP	LAPS LED	DISTANCE	VEHICLE
6	J. HOLDEN / CLAEYS	1	5	14.84 miles	CES SUZUKI

# BMCRC - MRO Championships 2024 - Rnd 3 @ Snetterton 300

## BMCRC F1 & F2 Sidecars

### RACE 16 - GRID (5 Laps)



ROW 12		23	11	GILBERT / MULDOON								
ROW 11		22	4	PEARSON / RESTALL	21	5	MOLYNEUX / ROBERTS					
ROW 10	20	20	DRISCOLL / CARPENTER	19	32	HORSPOLE / CHAPMAN						
ROW 9			2:37.612	18	19	MACBRIDE / EDWARDS	17	37	MORPHET / RYDER			
ROW 8	16	666	HANKS / BANKS			2:20.507	15	146	SAUNDERS / KNAPTON			
ROW 7			2:19.048	14	188	BEST / WHITLOCK			2:18.430	13	58	L. EASTELL / M. EASTELL
ROW 6	12	128	HORTON / DAVIES			2:14.893	11	121	LAWRENCE / PYMM			
ROW 5			2:14.814	10	38	MOSS / HOPE			2:13.821	9	113	BEVAN / RJ HANDCOCK
ROW 4	8	83	BUCHANAN / EVANS			2:11.893	7	3	R. CROWE / C. CROWE			
ROW 3			2:10.997	6	65	FAIERS / FOX			2:10.708	5	62	WRIGHT / BAILEY
ROW 2	4	69	LAMBERT / JEVANS			2:09.184	3	120	GIBSON / SHARP			
ROW 1			2:06.425	2	6	J. HOLDEN / CLAEYS			2:04.572	1	27	P. KIRBY / T. KIRBY
<b>Pole</b>												

These results are provisional until the conclusion of any judicial and technical matters.

Snetterton 300: 2.9689 miles

Clerk Of Course:	Stewards:	Timekeeper:	<i>Craig Smith</i>	
------------------	-----------	-------------	--------------------	--

Results can be found at [www.tsl-timing.com](http://www.tsl-timing.com)

Printed - 11:47 Sunday, 05 May 2024



# BMCRC - MRO Championships 2024 - Rnd 3 @ Snetterton 300

## BMCRC F1 & F2 Sidecars

### RACE 16 - CLASSIFICATION

Race Distance: 5 Laps / 14.84 miles



POS	NO	CL	PIC	NAME	ENTRY	LAPS	TIME	GAP	DIFF	MPH	BEST	ON	GRD	↑↓
1	3	F2	1	R. CROWE / C. CROWE	HCR TRIUMPH 675 - Northern Fuels	5	10:33.421			84.36	2:04.945	2	7	6
2	62	F1	1	WRIGHT / BAILEY	Yamaha RYDE F998 - Stainless Steel Designs Ltd.	5	11:09.102	35.681	35.681	79.86	2:12.157	4	5	3
3	69	F2	2	LAMBERT / JEVANS	LCR HONDA 600 - Greg Lambert Racing	5	11:09.713	36.292	0.611	79.79	2:12.203	4	4	1
4	113	F2	3	BEVAN / RJ HANDCOCK	Shelbourne F2 - rj contracting	5	11:10.060	36.639	0.347	79.75	2:12.014	2	9	5
5	65	F1	2	FAIERS / FOX	Dean Ryde YAMAHA R6 - AWracing Ltd	5	11:10.843	37.422	0.783	79.66	2:11.917	3	6	1
6	83	F2	4	BUCHANAN / EVANS	Kawasaki LUMLEY SIDECAR - Bull Inn Racing	5	11:11.170	37.749	0.327	79.62	2:11.624	4	8	2
7	121	F1	3	LAWRENCE / PYMM	LCR YAMAHA - highfield transport, JHM autos	5	11:16.979	43.558	5.809	78.93	2:11.199	5	11	4
8	38	F1	4	MOSS / HOPE	LCR R6 - LifeSafety Motorsport - CharlieMossRacing	5	11:19.394	45.973	2.415	78.65	2:13.649	3	10	2
9	37	F2	5	MORPHET / RYDER	LCR/Suzuki SIDECAR -	5	11:30.144	56.723	10.750	77.43	2:14.493	3	17	8
10	58	F2	6	L. EASTELL / M. EASTELL	- Lee Eastell Engineering services Ltd	5	11:34.589	1:01.168	4.445	76.93	2:16.025	4	13	3
11	128	F1	5	HORTON / DAVIES	- wintec racing	5	11:39.652	1:06.231	5.063	76.38	2:16.627	5	12	1
12	666	F2	7	HANKS / BANKS	GLR HONDA CBR 600 - JHM racing / Greg Lambert Racing	5	12:17.507	1:44.086	37.855	72.46	2:24.168	5	16	4
13	146	F2	8	SAUNDERS / KNAPTON	LCR SUZUKI GSXR 600 -	5	12:17.674	1:44.253	0.167	72.44	2:19.353	2	15	2
14	19	F1	6	MACBRIDE / EDWARDS	LCR YAMAHA 600 - Lifesafety Motorsport	4	10:50.778	1 Lap	1 Lap	65.69	2:41.212	2	18	4

#### NOT CLASSIFIED

DNF	188	F1		BEST / WHITLOCK	LCR R1 - Ecosse Consulting Ltd	0								14
-----	-----	----	--	-----------------	--------------------------------	---	--	--	--	--	--	--	--	----

#### FASTEST LAP

3	F2	R. CROWE / C. CROWE	HCR TRIUMPH 675 - Northern Fuels	2	2:04.945	85.54 mph	137.66 kph
121	F1	LAWRENCE / PYMM	LCR YAMAHA - highfield transport, JHM autos	5	2:11.199	81.46 mph	131.10 kph

#### Comments:

Class F2 - 92.5% of Race Speed = 78.03 mph

Class F1 - 92.5% of Race Speed = 73.87 mph

Weather / Track : Cloudy / Dry

These results are provisional until the conclusion of any judicial and technical matters.

Date: 05/05/2024 Start: 15:25 Finish: 15:35

Snetterton 300: 2.9689 miles

Clerk Of Course:	Stewards:	Timekeeper:	<i>Craig Smith</i>	
------------------	-----------	-------------	--------------------	--

Results can be found at [www.tsl-timing.com](http://www.tsl-timing.com)

Printed - 15:44 Sunday, 05 May 2024



# BMCRC - MRO Championships 2024 - Rnd 3 @ Snetterton 300

## BMCRC F1 & F2 Sidecars

### RACE 16 - LAP CHART

LAP 1 @ 15:27:29.886			LAP 2 @ 15:29:34.831			LAP 3 @ 15:31:40.457			LAP 4 @ 15:33:46.097			LAP 5 @ 15:35:52.764		
NO	BEHIND	LAP TIME	NO	BEHIND	LAP TIME	NO	BEHIND	LAP TIME	NO	BEHIND	LAP TIME	NO	BEHIND	LAP TIME
<b>3</b>		2:10.543	<b>3</b>		2:04.945	<b>3</b>		2:05.626	<b>3</b>		2:05.640	<b>3</b>		2:06.667
<b>69</b>	7.957	2:18.500	<b>69</b>	15.706	2:12.694	<b>62</b>	22.761	2:12.525	<b>62</b>	29.278	2:12.157	<b>19</b>	1 Lap	2:41.917
<b>62</b>	8.156	2:18.699	<b>62</b>	15.862	2:12.651	<b>113</b>	23.522	2:12.922	<b>69</b>	30.110	2:12.203	<b>62</b>	35.681	2:13.070
<b>113</b>	9.157	2:19.700	<b>113</b>	16.226	2:12.014	<b>69</b>	23.547	2:13.467	<b>113</b>	30.933	2:13.051	<b>69</b>	36.292	2:12.849
<b>65</b>	9.516	2:20.059	<b>65</b>	18.192	2:13.621	<b>65</b>	24.483	2:11.917	<b>65</b>	31.470	2:12.627	<b>113</b>	36.639	2:12.373
<b>83</b>	9.969	2:20.512	<b>83</b>	19.238	2:14.214	<b>83</b>	25.942	2:12.330	<b>83</b>	31.926	2:11.624	<b>65</b>	37.422	2:12.619
<b>38</b>	11.686	2:22.229	<b>38</b>	20.772	2:14.031	<b>38</b>	28.795	2:13.649	<b>38</b>	37.654	2:14.499	<b>83</b>	37.749	2:12.490
<b>58</b>	15.346	2:25.889	<b>121</b>	24.031	2:12.700	<b>121</b>	31.609	2:13.204	<b>121</b>	39.026	2:13.057	<b>121</b>	43.558	2:11.199
<b>121</b>	16.276	2:26.819	<b>58</b>	27.451	2:17.050	<b>37</b>	38.146	2:14.493	<b>37</b>	47.744	2:15.238	<b>38</b>	45.973	2:14.986
<b>128</b>	16.451	2:26.994	<b>128</b>	28.935	2:17.429	<b>58</b>	40.009	2:18.184	<b>58</b>	50.394	2:16.025	<b>37</b>	56.723	2:15.646
<b>146</b>	16.517	2:27.060	<b>37</b>	29.279	2:16.967	<b>128</b>	42.548	2:19.239	<b>128</b>	56.271	2:19.363	<b>58</b>	1:01.168	2:17.441
<b>37</b>	17.257	2:27.800	<b>146</b>	30.925	2:19.353	<b>146</b>	45.361	2:20.062	<b>666</b>	1:26.585	2:26.715	<b>128</b>	1:06.231	2:16.627
<b>666</b>	22.301	2:32.844	<b>666</b>	44.068	2:26.712	<b>666</b>	1:05.510	2:27.068	<b>146</b>	1:26.719	2:46.998	<b>666</b>	1:44.086	2:24.168
<b>19</b>	35.240	2:45.783	<b>19</b>	1:11.507	2:41.212	<b>19</b>	1:47.747	2:41.866				<b>146</b>	1:44.253	2:24.201

# BMCRC - MRO Championships 2024 - Rnd 3 @ Snetterton 300

## BMCRC F1 & F2 Sidecars

### RACE 16 - POSITION CHART

No	Name	Lap					
		Pos	1	2	3	4	5
69	LAMBERT / JEVANS	1	3	3	3	3	3
62	WRIGHT / BAILEY	2	69	69	62	62	62
65	FAIERS / FOX	3	62	62	113	69	69
3	R. CROWE / C. CROWE	4	113	113	69	113	113
83	BUCHANAN / EVANS	5	65	65	65	65	65
113	BEVAN / RJ HANDCOCK	6	83	83	83	83	83
38	MOSS / HOPE	7	38	38	38	38	121
121	LAWRENCE / PYMM	8	58	121	121	121	38
128	HORTON / DAVIES	9	121	58	37	37	37
58	L. EASTELL / M. EASTELL	10	128	128	58	58	58
188	BEST / WHITLOCK	11	146	37	128	128	128
146	SAUNDERS / KNAPTON	12	37	146	146	666	666
666	HANKS / BANKS	13	666	666	666	146	146
37	MORPHET / RYDER	14	19	19	19	19	
19	MACBRIDE / EDWARD	15					

# BMCRC - MRO Championships 2024 - Rnd 3 @ Snetterton 300

## BMCRC F1 & F2 Sidecars

### RACE 16 - SECTOR ANALYSIS



SECTOR 1 = FL to I1, SECTOR 2 = I1 to FL, DIFF = Difference To Personal Best Lap, P = Crossed Finish Line in Pit Lane, D = Time Disallowed

P1		3 F2		R. CROWE / C. CROWE		HCR TRIUMPH 675 - Northern Fuels	
IDEAL LAP TIME : 2:04.889		BEST LAP TIME : 2:04.945		DIFFERENCE : 0.056			
LAP	SECTOR 1	SECTOR 2	LAP TIME	MPH	DIFF	TIME OF DAY	
1 -		41.440	2:10.543	81.87	5.598	15:27:29.886	
2 -	<b>1:23.719</b>	41.226	<b>2:04.945 (1)</b>	<b>85.54</b>		<b>15:29:34.831</b>	
3 -	1:24.456	<b>41.170</b>	2:05.626 (2)	85.07	0.681	15:31:40.457	
4 -	1:24.173	41.467	2:05.640 (3)	85.06	0.695	15:33:46.097	
5 -	1:24.811	41.856	2:06.667	84.37	1.722	15:35:52.764	

P2		62 F1		WRIGHT / BAILEY		Yamaha RYDE F998 - Stainless Steel Designs Ltd.	
IDEAL LAP TIME : 2:12.157		BEST LAP TIME : 2:12.157		DIFFERENCE : 0.000			
LAP	SECTOR 1	SECTOR 2	LAP TIME	MPH	DIFF	TIME OF DAY	
1 -		44.025	2:18.699	77.05	6.542	15:27:38.042	
2 -	1:28.760	43.891	2:12.651 (3)	80.57	0.494	15:29:50.693	
3 -	1:28.707	43.818	2:12.525 (2)	80.64	0.368	15:32:03.218	
4 -	<b>1:28.582</b>	<b>43.575</b>	<b>2:12.157 (1)</b>	<b>80.87</b>		<b>15:34:15.375</b>	
5 -	1:28.952	44.118	2:13.070	80.31	0.913	15:36:28.445	

P3		69 F2		LAMBERT / JEVANS		LCR HONDA 600 - Greg Lambert Racing	
IDEAL LAP TIME : 2:12.165		BEST LAP TIME : 2:12.203		DIFFERENCE : 0.038			
LAP	SECTOR 1	SECTOR 2	LAP TIME	MPH	DIFF	TIME OF DAY	
1 -		44.283	2:18.500	77.17	6.297	15:27:37.843	
2 -	1:28.675	<b>44.019</b>	2:12.694 (2)	80.54	0.491	15:29:50.537	
3 -	1:29.208	44.259	2:13.467	80.08	1.264	15:32:04.004	
4 -	<b>1:28.146</b>	44.057	<b>2:12.203 (1)</b>	<b>80.84</b>		<b>15:34:16.207</b>	
5 -	1:28.570	44.279	2:12.849 (3)	80.45	0.646	15:36:29.056	

P4		113 F2		BEVAN / RJ HANDCOCK		Shelbourne F2 - rj contracting	
IDEAL LAP TIME : 2:11.791		BEST LAP TIME : 2:12.014		DIFFERENCE : 0.223			
LAP	SECTOR 1	SECTOR 2	LAP TIME	MPH	DIFF	TIME OF DAY	
1 -		44.377	2:19.700	76.50	7.686	15:27:39.043	
2 -	1:28.300	<b>43.714</b>	<b>2:12.014 (1)</b>	<b>80.96</b>		<b>15:29:51.057</b>	
3 -	1:29.091	43.831	2:12.922 (3)	80.40	0.908	15:32:03.979	
4 -	1:29.078	43.973	2:13.051	80.33	1.037	15:34:17.030	
5 -	<b>1:28.077</b>	44.296	2:12.373 (2)	80.74	0.359	15:36:29.403	

P5		65 F1		FAIERS / FOX		Dean Ryde YAMAHA R6 - AW Racing Ltd	
IDEAL LAP TIME : 2:11.701		BEST LAP TIME : 2:11.917		DIFFERENCE : 0.216			
LAP	SECTOR 1	SECTOR 2	LAP TIME	MPH	DIFF	TIME OF DAY	
1 -		45.170	2:20.059	76.31	8.142	15:27:39.402	
2 -	1:29.547	44.074	2:13.621	79.98	1.704	15:29:53.023	
3 -	<b>1:27.817</b>	44.100	<b>2:11.917 (1)</b>	<b>81.02</b>		<b>15:32:04.940</b>	
4 -	1:28.743	<b>43.884</b>	2:12.627 (3)	80.58	0.710	15:34:17.567	
5 -	1:28.272	44.347	2:12.619 (2)	80.59	0.702	15:36:30.186	

P6		83 F2		BUCHANAN / EVANS		Kawasaki LUMLEY SIDECAR - Bull Inn Racing	
IDEAL LAP TIME : 2:11.624		BEST LAP TIME : 2:11.624		DIFFERENCE : 0.000			
LAP	SECTOR 1	SECTOR 2	LAP TIME	MPH	DIFF	TIME OF DAY	
1 -		44.161	2:20.512	76.06	8.888	15:27:39.855	
2 -	1:29.181	45.033	2:14.214	79.63	2.590	15:29:54.069	
3 -	1:28.649	43.681	2:12.330 (2)	80.76	0.706	15:32:06.399	
4 -	<b>1:28.259</b>	<b>43.365</b>	<b>2:11.624 (1)</b>	<b>81.20</b>		<b>15:34:18.023</b>	
5 -	1:28.741	43.749	2:12.490 (3)	80.67	0.866	15:36:30.513	

# BMCRC - MRO Championships 2024 - Rnd 3 @ Snetterton 300

## BMCRC F1 & F2 Sidecars

### RACE 16 - SECTOR ANALYSIS



SECTOR 1 = FL to I1, SECTOR 2 = I1 to FL, DIFF = Difference To Personal Best Lap, P = Crossed Finish Line in Pit Lane, D = Time Disallowed

P7 121 F1 LAWRENCE / PYMM		LCR YAMAHA - highfield transport, JHM autos				
IDEAL LAP TIME : 2:11.107		BEST LAP TIME : 2:11.199		DIFFERENCE : 0.092		
LAP	SECTOR 1	SECTOR 2	LAP TIME	MPH	DIFF	TIME OF DAY
1 -		46.537	2:26.819	72.79	15.620	15:27:46.162
2 -	1:27.549	45.151	2:12.700 (2)	80.54	1.501	15:29:58.862
3 -	1:27.836	45.368	2:13.204	80.23	2.005	15:32:12.066
4 -	1:29.105	<b>43.952</b>	2:13.057 (3)	80.32	1.858	15:34:25.123
5 -	<b>1:27.155</b>	44.044	<b>2:11.199 (1)</b>	<b>81.46</b>		<b>15:36:36.322</b>

P8 38 F1 MOSS / HOPE		LCR R6 - LifeSafety Motorsport - CharlieMossRacing				
IDEAL LAP TIME : 2:13.098		BEST LAP TIME : 2:13.649		DIFFERENCE : 0.551		
LAP	SECTOR 1	SECTOR 2	LAP TIME	MPH	DIFF	TIME OF DAY
1 -		<b>43.917</b>	2:22.229	75.14	8.580	15:27:41.572
2 -	1:29.850	44.181	2:14.031 (2)	79.74	0.382	15:29:55.603
3 -	<b>1:29.181</b>	44.468	<b>2:13.649 (1)</b>	<b>79.97</b>		<b>15:32:09.252</b>
4 -	1:29.969	44.530	2:14.499 (3)	79.46	0.850	15:34:23.751
5 -	1:30.113	44.873	2:14.986	79.17	1.337	15:36:38.737

P9 37 F2 MORPHET / RYDER		LCR/Suzuki SIDECAR -				
IDEAL LAP TIME : 2:14.290		BEST LAP TIME : 2:14.493		DIFFERENCE : 0.203		
LAP	SECTOR 1	SECTOR 2	LAP TIME	MPH	DIFF	TIME OF DAY
1 -		46.486	2:27.800	72.31	13.307	15:27:47.143
2 -	1:30.753	46.214	2:16.967	78.03	2.474	15:30:04.110
3 -	<b>1:29.511</b>	44.982	<b>2:14.493 (1)</b>	<b>79.46</b>		<b>15:32:18.603</b>
4 -	1:30.459	<b>44.779</b>	2:15.238 (2)	79.03	0.745	15:34:33.841
5 -	1:29.800	45.846	2:15.646 (3)	78.79	1.153	15:36:49.487

P10 58 F2 L EASTELL / M. EASTELL		- Lee Eastell Engineering services Ltd				
IDEAL LAP TIME : 2:16.025		BEST LAP TIME : 2:16.025		DIFFERENCE : 0.000		
LAP	SECTOR 1	SECTOR 2	LAP TIME	MPH	DIFF	TIME OF DAY
1 -		46.151	2:25.889	73.26	9.864	15:27:45.232
2 -	1:31.216	45.834	2:17.050 (2)	77.98	1.025	15:30:02.282
3 -	1:30.980	47.204	2:18.184	77.34	2.159	15:32:20.466
4 -	<b>1:30.248</b>	<b>45.777</b>	<b>2:16.025 (1)</b>	<b>78.57</b>		<b>15:34:36.491</b>
5 -	1:30.557	46.884	2:17.441 (3)	77.76	1.416	15:36:53.932

P11 128 F1 HORTON / DAVIES		- wintec racing				
IDEAL LAP TIME : 2:16.193		BEST LAP TIME : 2:16.627		DIFFERENCE : 0.434		
LAP	SECTOR 1	SECTOR 2	LAP TIME	MPH	DIFF	TIME OF DAY
1 -		46.788	2:26.994	72.71	10.367	15:27:46.337
2 -	<b>1:31.002</b>	46.427	2:17.429 (2)	77.77	0.802	15:30:03.766
3 -	1:32.869	46.370	2:19.239 (3)	76.76	2.612	15:32:23.005
4 -	1:32.461	46.902	2:19.363	76.69	2.736	15:34:42.368
5 -	1:31.436	<b>45.191</b>	<b>2:16.627 (1)</b>	<b>78.22</b>		<b>15:36:58.995</b>

P12 666 F2 HANKS / BANKS		GLR HONDA CBR 600 - JHM racing / Greg Lambert Racing				
IDEAL LAP TIME : 2:24.168		BEST LAP TIME : 2:24.168		DIFFERENCE : 0.000		
LAP	SECTOR 1	SECTOR 2	LAP TIME	MPH	DIFF	TIME OF DAY
1 -		48.340	2:32.844	69.92	8.676	15:27:52.187
2 -	1:37.552	49.160	2:26.712 (2)	72.85	2.544	15:30:18.899
3 -	1:37.358	49.710	2:27.068	72.67	2.900	15:32:45.967
4 -	1:38.359	48.356	2:26.715 (3)	72.84	2.547	15:35:12.682
5 -	<b>1:36.033</b>	<b>48.135</b>	<b>2:24.168 (1)</b>	<b>74.13</b>		<b>15:37:36.850</b>



# BMCRC - MRO Championships 2024 - Rnd 3 @ Snetterton 300

## BMCRC F1 & F2 Sidecars

### RACE 16 - SECTOR ANALYSIS



SECTOR 1 = FL to I1, SECTOR 2 = I1 to FL, DIFF = Difference To Personal Best Lap, P = Crossed Finish Line in Pit Lane, D = Time Disallowed

<b>P13</b>		<b>146 F2 SAUNDERS / KNAPTON</b>		LCR SUZUKI GSXR 600 -		
IDEAL LAP TIME : 2:19.351		BEST LAP TIME : 2:19.353		DIFFERENCE : 0.002		
LAP	SECTOR 1	SECTOR 2	LAP TIME	MPH	DIFF	TIME OF DAY
1 -		47.380	2:27.060	72.67	7.707	15:27:46.403
2 -	<b>1:32.620</b>	46.733	<b>2:19.353 (1)</b>	<b>76.69</b>		<b>15:30:05.756</b>
3 -	1:33.331	<b>46.731</b>	2:20.062 (2)	76.30	0.709	15:32:25.818
4 -	1:59.848	47.150	2:46.998	64.00	27.645	15:35:12.816
5 -	1:35.498	48.703	2:24.201 (3)	74.11	4.848	15:37:37.017

<b>P14</b>		<b>19 F1 MACBRIDE / EDWARDS</b>		LCR YAMAHA 600 - Lifesafety Motorsport		
IDEAL LAP TIME : 2:38.171		BEST LAP TIME : 2:41.212		DIFFERENCE : 3.041		
LAP	SECTOR 1	SECTOR 2	LAP TIME	MPH	DIFF	TIME OF DAY
1 -		<b>53.488</b>	2:45.783	64.47	4.571	15:28:05.126
2 -	<b>1:44.683</b>	56.529	<b>2:41.212 (1)</b>	<b>66.29</b>		<b>15:30:46.338</b>
3 -	1:45.136	56.730	2:41.866 (2)	66.03	0.654	15:33:28.204
4 -	1:48.289	53.628	2:41.917 (3)	66.00	0.705	15:36:10.121

# BMCRC - MRO Championships 2024 - Rnd 3 @ Snetterton 300

## BMCRC F1 & F2 Sidecars

### RACE 16 - BEST SECTORS

SECTOR 1			SECTOR 2			IDEAL / BEST COMPARISON						
POS	NO	NAME	TIME	NO	NAME	TIME	POS	NO	NAME	IDEAL	BEST	DIFF
									<b>PERFECT LAP</b>	<b>2:04.889</b>		
1	3	R. CROWE / C. CROWE	<b>1:23.719</b>	3	R. CROWE / C. CROWE	<b>41.170</b>	1	3	R. CROWE / C. CROWE	2:04.889	2:04.945	<b>0.056</b>
2	121	LAWRENCE / PYMM	<b>1:27.155</b>	83	BUCHANAN / EVANS	<b>43.365</b>	2	121	LAWRENCE / PYMM	2:11.107	2:11.199	<b>0.092</b>
3	65	FAIERS / FOX	<b>1:27.817</b>	62	WRIGHT / BAILEY	<b>43.575</b>	3	83	BUCHANAN / EVANS	2:11.624	2:11.624	<b>0.000</b>
4	113	BEVAN / RJ HANDCOCK	<b>1:28.077</b>	113	BEVAN / RJ HANDCOCK	<b>43.714</b>	4	65	FAIERS / FOX	2:11.701	2:11.917	<b>0.216</b>
5	69	LAMBERT / JEVANS	<b>1:28.146</b>	65	FAIERS / FOX	<b>43.884</b>	5	113	BEVAN / RJ HANDCOCK	2:11.791	2:12.014	<b>0.223</b>
6	83	BUCHANAN / EVANS	<b>1:28.259</b>	38	MOSS / HOPE	<b>43.917</b>	6	62	WRIGHT / BAILEY	2:12.157	2:12.157	<b>0.000</b>
7	62	WRIGHT / BAILEY	<b>1:28.582</b>	121	LAWRENCE / PYMM	<b>43.952</b>	7	69	LAMBERT / JEVANS	2:12.165	2:12.203	<b>0.038</b>
8	38	MOSS / HOPE	<b>1:29.181</b>	69	LAMBERT / JEVANS	<b>44.019</b>	8	38	MOSS / HOPE	2:13.098	2:13.649	<b>0.551</b>
9	37	MORPHET / RYDER	<b>1:29.511</b>	37	MORPHET / RYDER	<b>44.779</b>	9	37	MORPHET / RYDER	2:14.290	2:14.493	<b>0.203</b>
10	58	L. EASTELL / M. EASTELL	<b>1:30.248</b>	128	HORTON / DAVIES	<b>45.191</b>	10	58	L. EASTELL / M. EASTELL	2:16.025	2:16.025	<b>0.000</b>
11	128	HORTON / DAVIES	<b>1:31.002</b>	58	L. EASTELL / M. EASTELL	<b>45.777</b>	11	128	HORTON / DAVIES	2:16.193	2:16.627	<b>0.434</b>
12	146	SAUNDERS / KNAPTON	<b>1:32.620</b>	146	SAUNDERS / KNAPTON	<b>46.731</b>	12	146	SAUNDERS / KNAPTON	2:19.351	2:19.353	<b>0.002</b>
13	666	HANKS / BANKS	<b>1:36.033</b>	666	HANKS / BANKS	<b>48.135</b>	13	666	HANKS / BANKS	2:24.168	2:24.168	<b>0.000</b>
14	19	MACBRIDE / EDWARDS	<b>1:44.683</b>	19	MACBRIDE / EDWARDS	<b>53.488</b>	14	19	MACBRIDE / EDWARDS	2:38.171	2:41.212	<b>3.041</b>

15

# BMCRC - MRO Championships 2024 - Rnd 3 @ Snetterton 300

## BMCRC F1 & F2 Sidecars

### RACE 16 - STATISTICS

**Competitors Started** 15  
**Planned Start** 2024-05-05 @ 15:35:00.000  
**Actual Start** 2024-05-05 @ 15:25:19.342  
**Finish Time** 2024-05-05 @ 15:35:52.763  
**Track Length** 2.9689mi.  
**Total Laps** 69  
**Total Distance Covered** 204.8548mi.

#### Session Fastest Lap History

NO	CL	NAME	LAP TIME	TIME OF DAY	LAP	VEHICLE
3	F2	R. CROWE / C. CROWE	2:04.945	15:29:34.857	2	HCR TRIUMPH 675

#### Session Leader History

NO	CL	NAME	FROM LAP	LAPS LED	DISTANCE	VEHICLE
3	F2	R. CROWE / C. CROWE	1	5	14.84 miles	HCR TRIUMPH 675

#### Flag History

TYPE	TIME OF DAY
GREEN	15:25:19.342
FINISH	15:35:52.763

#### Flag Statistics

TYPE	COUNT	TOTAL LAPS	TOTAL TIME
Green	1	5	12:26.310
Red	0	0	0.000
Safety Car	0	0	0.000
FCY	0	0	0.000

# BMCRC - MRO Championships 2024 - Rnd 3 @ Snetterton 300

## BMCRC F1 & F2 Sidecars

### RACE 16 - STATISTICS

CLASS : F1

7 Starters

#### Fastest Lap History

NO	NAME	LAP TIME	TIME OF DAY	LAP	VEHICLE
62	WRIGHT / BAILEY	<b>2:12.651</b>	15:29:50.700	2	Yamaha RYDE F998
62	WRIGHT / BAILEY	<b>2:12.525</b>	15:32:03.226	3	Yamaha RYDE F998
65	FAIERS / FOX	<b>2:11.917</b>	15:32:04.951	3	Dean Ryde YAMAHA R6
121	LAWRENCE / PYMM	<b>2:11.199</b>	15:36:36.332	5	LCR YAMAHA

#### Leader History

NO	NAME	FROM LAP	LAPS LED	DISTANCE	VEHICLE
62	WRIGHT / BAILEY	1	5	14.84 miles	Yamaha RYDE F998

# BMCRC - MRO Championships 2024 - Rnd 3 @ Snetterton 300

## BMCRC F1 & F2 Sidecars

### RACE 16 - STATISTICS

**CLASS : F2**


8 Starters

#### Fastest Lap History

NO	NAME	LAP TIME	TIME OF DAY	LAP	VEHICLE
3	R. CROWE / C. CROWE	2:04.945	15:29:34.857	2	HCR TRIUMPH 675

#### Leader History

NO	NAME	FROM LAP	LAPS LED	DISTANCE	VEHICLE
3	R. CROWE / C. CROWE	1	5	14.84 miles	HCR TRIUMPH 675



# THE CLOTHING KINGS BMCRC THUNDERBIKE SPORT / TW SUSPENSION BMCRC SUPERTWINS



**BMCRC-MRO Championships - Round 3**  
**Snetterton 300**  
**4<sup>th</sup> / 5<sup>th</sup> May 2024**



Timing & Results Provided by Timing Solutions Ltd

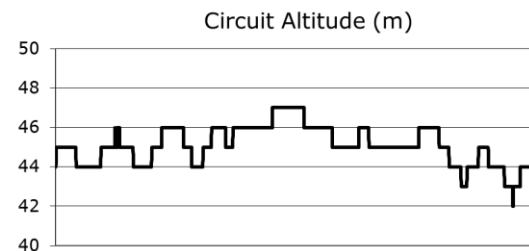
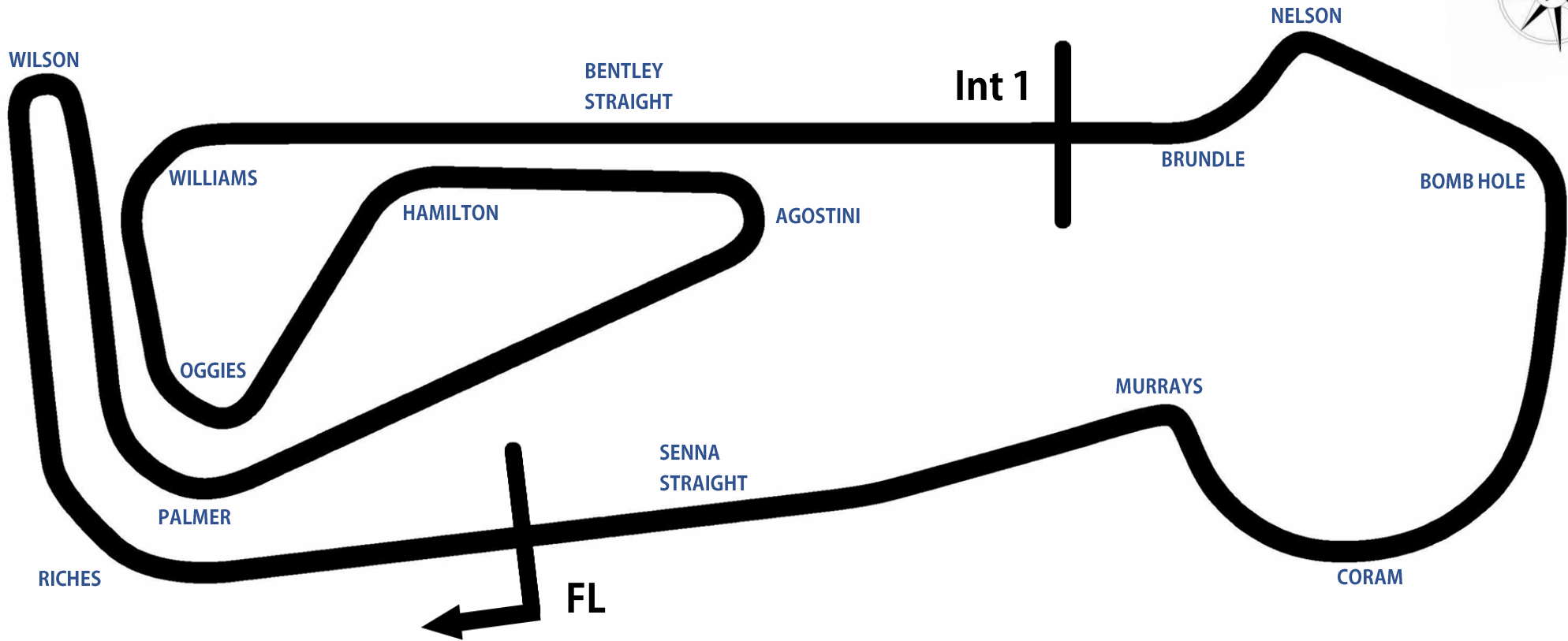
[www.tsl-timing.com](http://www.tsl-timing.com)



Snetterton

# Snetterton 300 Circuit

Norwich, Norfolk, UK



	Length	2.9689 miles   4.778 km   4778.0 m	
FL		52.46340 N	0.94476 E
Int 1	3198m	52.46617 N	0.94964 E
Pit Entry	4572m	52.46364 N	0.94774 E
Pit Exit	40m after FL	52.46338 N	0.94420 E
Pit Entry - Pit Exit	246m, 17.7S @ 50kph, 14.7s @ 60kph		



# BMCR - MRO Championships 2024 - Rnd 3 @ Snetterton 300

## BMCR Thunderbike Sport & BMCR Supertwins

### QUALIFYING - CLASSIFICATION

POS	NO	CL	PIC	NAME	ENTRY	TIME	ON	LAPS	GAP	DIFF	MPH
1	9		1	Matt WETHERELL	Suzuki GSXR 600 - Lamonde Racing	2:05.364	5	5			85.25
2	15		2	Daniel MERCER	Yamaha R6 - Merc&Co Racing, Apex2Apex promotions	2:09.142	3	5	3.778	3.778	82.76
3	77		3	Joe WHITE	Suzuki GSXR 600 MAIN - The Race Shack /Just In Gra	2:09.580	3	3	4.216	0.438	82.48
4	59		4	Andrew DENYER	Yamaha OW01 - me	2:09.971	5	5	4.607	0.391	82.23
5	100	SUP	1	Craig HOWTON	Kawasaki ER6N - ME	2:11.107	5	5	5.743	1.136	81.52
6	7	R	1	Darren TAYLOR	Kawasaki ZX6R - Watton Auto Centre	2:12.736	5	5	7.372	1.629	80.52
7	181	SUP	2	Neil CONNELL	Suzuki SV650 - Helite Airvests	2:12.919	2	5	7.555	0.183	80.41
8	888	SUP	3	Brandon WRIGHT	Suzukia SV 650 - 888 Vapour	2:13.543	5	5	8.179	0.624	80.03
9	69		5	Tony RUSSO	Yamaha R6 - Wymark Lubricants	2:13.559	5	5	8.195	0.016	80.02
10	444		6	Vincent BUTLER	Yamaha YZF R6 - Me	2:13.944	5	5	8.580	0.385	79.79
11	81	SUP	4	Malvern MAY	Aprilia RS660 - IMP racing	2:14.460	5	5	9.096	0.516	79.48
12	68		7	Mark HILL	DUCATI S2R - Mhp exhausts, Knight RR	2:15.394	5	5	10.030	0.934	78.94
13	51		8	Paul BEESLEY	Yamaha R6 -	2:16.405	5	5	11.041	1.011	78.35
14	402	R	2	Kaine FARR	Suzuki GSXR - The Elms B&B Snetterton	2:16.520	5	5	11.156	0.115	78.28
15	115		9	James SVENSEN	Suzuki SV650S - Team TSR - HCL - RG Racing	2:16.765	4	4	11.401	0.245	78.14
16	994		10	Adrian HOWARD	Suzuki GSXR 600 - Geary Roofing & Building Services	2:16.831	5	5	11.467	0.066	78.11
17	21	SUP	5	Toby FINNIS	Suzuki SV650 - Crawfords/ Tey Farm Systems/ Harlow	2:17.084	5	5	11.720	0.253	77.96
18	70		11	Lee BELLOTTI	Kawasaki ZX6R - Happy 70th Birthday Linda Bellotti (M	2:18.199	5	5	12.835	1.115	77.33
19	74	SUP	6	Daniel BLACK	Suzukis SV650 - Dad	2:19.714	5	5	14.350	1.515	76.49
20	27	SUP	7	Ben BROWN	Yamaha R7 - Hunts Motorcycles	2:19.899	5	5	14.535	0.185	76.39
21	137		12	Colin McPHERSON	Yamaha R6 -	2:20.020	5	5	14.656	0.121	76.33
22	16		13	Jason LOOMES	Yamaha R6 -	2:20.253	4	4	14.889	0.233	76.20
23	90		14	Jack WOLFF	Yamaha R6 -	2:20.581	4	4	15.217	0.328	76.02
24	2		15	Andrew GILL	Kawasaki ZXR400 -	2:21.234	2	2	15.870	0.653	75.67
25	5	R	3	Logan STONE	Yamaha R6 -	2:22.144	2	4	16.780	0.910	75.19
26	48		16	Shaun WALLIS	Yamaha R6 - MBC Despatch Racing	2:23.889	5	5	18.525	1.745	74.28
27	64	R	4	Will SALISBURY	Suzuki GSXR 600 K4 -	2:25.055	4	4	19.691	1.166	73.68
28	175	R	5	Tom SVENSEN	Suzuki SV650 - Team TSR - HCL Carsales - RG racing	2:26.311	4	4	20.947	1.256	73.05
29	293		17	Leigh SMITH	Suzuki SV650 - Smiths Mechanical Support Ltd, Lamon	2:29.992	3	4	24.628	3.681	71.25
30	89	R	6	Daryl SKINNS	Suzuki GSXR 750 - Indoor Climate Systems UK LTD	2:31.208	4	4	25.844	1.216	70.68
31	55	R	7	Magnus MANSON-CHUBB	Kawasaki ZXR400L -	2:31.299	2	2	25.935	0.091	70.64
32	14	R	8	George DAVIES	Suzuki SV650 - J Clay Fitness / Fresh Inkz Tattoo Studi	2:35.190	3	3	29.826	3.891	68.87
33	3	SUP	8	Oliver ARBON	Suzuki SV650 - TT Plumbing & Heating	2:36.546	2	2	31.182	1.356	68.27

Weather / Track : Cloudy / Dry

Date: 04/05/2024 Start: 10:28 Finish: 10:38

These results are provisional until the conclusion of any judicial and technical matters.


Snetterton 300: 2.9689 miles

Clerk Of Course:

Stewards:

Timekeeper:

*Craig Smith*



Results can be found at [www.tsl-timing.com](http://www.tsl-timing.com)

Printed - 10:41 Saturday, 04 May 2024





# BMCRC - MRO Championships 2024 - Rnd 3 @ Snetterton 300

## BMCRC Thunderbike Sport & BMCRC Supertwins

### QUALIFYING - SECTOR ANALYSIS



SECTOR 1 = FL to I1, SECTOR 2 = I1 to FL, DIFF = Difference To Personal Best Lap, P = Crossed Finish Line in Pit Lane, D = Time Disallowed

<b>P1 9</b>		<b>Matt WETHERELL</b>		Suzuki GSXR 600 - Lamonde Racing		
IDEAL LAP TIME : 2:05.078		BEST LAP TIME : 2:05.364		DIFFERENCE : 0.286		
LAP	SECTOR 1	SECTOR 2	LAP TIME	MPH	DIFF	TIME OF DAY
1 -	1:35.095	46.475	2:21.570	75.49	16.206	10:30:49.029
2 -	1:26.870	43.137	2:10.007	82.21	4.643	10:32:59.036
3 -	1:25.694	42.930	2:08.624 (3)	83.09	3.260	10:35:07.660
4 -	1:24.096	<b>41.685</b>	2:05.781 (2)	84.97	0.417	10:37:13.441
5 -	<b>1:23.393</b>	41.971	<b>2:05.364 (1)</b>	<b>85.25</b>		<b>10:39:18.805</b>

<b>P2 15</b>		<b>Daniel MERCER</b>		Yamaha R6 - Merc&Co Racing, Apex2Apex promotions, Electric		
IDEAL LAP TIME : 2:09.049		BEST LAP TIME : 2:09.142		DIFFERENCE : 0.093		
LAP	SECTOR 1	SECTOR 2	LAP TIME	MPH	DIFF	TIME OF DAY
1 -	1:34.704	45.820	2:20.524	76.05	11.382	10:30:47.370
2 -	1:27.226	43.485	2:10.711 (3)	81.76	1.569	10:32:58.081
3 -	1:26.439	<b>42.703</b>	<b>2:09.142 (1)</b>	<b>82.76</b>		<b>10:35:07.223</b>
4 -	1:28.288	43.454	2:11.742	81.12	2.600	10:37:18.965
5 -	<b>1:26.346</b>	43.492	2:09.838 (2)	82.31	0.696	10:39:28.803

<b>P3 77</b>		<b>Joe WHITE</b>		Suzuki GSXR 600 MAIN - The Race Shack /Just In Graphics		
IDEAL LAP TIME : 2:09.580		BEST LAP TIME : 2:09.580		DIFFERENCE : 0.000		
LAP	SECTOR 1	SECTOR 2	LAP TIME	MPH	DIFF	TIME OF DAY
1 -	1:37.974	48.091	2:26.065 (3)	73.17	16.485	10:30:55.120
2 -	1:27.696	43.614	2:11.310 (2)	81.39	1.730	10:33:06.430
3 -	<b>1:26.619</b>	<b>42.961</b>	<b>2:09.580 (1)</b>	<b>82.48</b>		<b>10:35:16.010</b>

<b>P4 59</b>		<b>Andrew DENYER</b>		Yamaha OW01 - me		
IDEAL LAP TIME : 2:09.971		BEST LAP TIME : 2:09.971		DIFFERENCE : 0.000		
LAP	SECTOR 1	SECTOR 2	LAP TIME	MPH	DIFF	TIME OF DAY
1 -	1:39.806	47.435	2:27.241	72.58	17.270	10:31:07.400
2 -	1:33.460	44.871	2:18.331	77.26	8.360	10:33:25.731
3 -	1:28.109	44.485	2:12.594 (3)	80.60	2.623	10:35:38.325
4 -	1:28.295	43.974	2:12.269 (2)	80.80	2.298	10:37:50.594
5 -	<b>1:26.859</b>	<b>43.112</b>	<b>2:09.971 (1)</b>	<b>82.23</b>		<b>10:40:00.565</b>

<b>P5 100 SUP</b>		<b>Craig HOWTON</b>		Kawasaki ER6N - ME		
IDEAL LAP TIME : 2:11.107		BEST LAP TIME : 2:11.107		DIFFERENCE : 0.000		
LAP	SECTOR 1	SECTOR 2	LAP TIME	MPH	DIFF	TIME OF DAY
1 -	1:41.993	46.921	2:28.914	71.77	17.807	10:31:00.793
2 -	1:28.892	44.703	2:13.595	80.00	2.488	10:33:14.388
3 -	1:28.476	44.239	2:12.715 (3)	80.53	1.608	10:35:27.103
4 -	1:28.203	43.779	2:11.982 (2)	80.98	0.875	10:37:39.085
5 -	<b>1:27.914</b>	<b>43.193</b>	<b>2:11.107 (1)</b>	<b>81.52</b>		<b>10:39:50.192</b>

<b>P6 7 R</b>		<b>Darren TAYLOR</b>		Kawasaki ZX6R - Watton Auto Centre		
IDEAL LAP TIME : 2:12.719		BEST LAP TIME : 2:12.736		DIFFERENCE : 0.017		
LAP	SECTOR 1	SECTOR 2	LAP TIME	MPH	DIFF	TIME OF DAY
1 -	1:38.424	46.920	2:25.344	73.53	12.608	10:30:53.522
2 -	1:30.178	44.937	2:15.115	79.10	2.379	10:33:08.637
3 -	1:28.726	44.998	2:13.724 (3)	79.92	0.988	10:35:22.361
4 -	1:28.409	<b>44.477</b>	2:12.886 (2)	80.43	0.150	10:37:35.247
5 -	<b>1:28.242</b>	44.494	<b>2:12.736 (1)</b>	<b>80.52</b>		<b>10:39:47.983</b>

# BMCRC - MRO Championships 2024 - Rnd 3 @ Snetterton 300

## BMCRC Thunderbike Sport & BMCRC Supertwins

### QUALIFYING - SECTOR ANALYSIS



SECTOR 1 = FL to I1, SECTOR 2 = I1 to FL, DIFF = Difference To Personal Best Lap, P = Crossed Finish Line in Pit Lane, D = Time Disallowed

P7 181 SUP Neil CONNELL		Suzuki SV650 - Helite Airvests				
IDEAL LAP TIME : 2:11.571		BEST LAP TIME : 2:12.919		DIFFERENCE : 1.348		
LAP	SECTOR 1	SECTOR 2	LAP TIME	MPH	DIFF	TIME OF DAY
1 -	1:34.117	45.403	2:19.520	76.60	6.601	10:30:56.071
2 -	1:28.461	44.458	<b>2:12.919 (1)</b>	<b>80.41</b>		<b>10:33:08.990</b>
3 -	<b>1:27.148</b>	48.413	2:15.561	78.84	2.642	10:35:24.551
4 -	1:28.087	44.873	2:12.960 (2)	80.38	0.041	10:37:37.511
5 -	1:29.614	<b>44.423</b>	2:14.037 (3)	79.73	1.118	10:39:51.548

P8 888 SUP Brandon WRIGHT		Suzukia SV 650 - 888 Vapour				
IDEAL LAP TIME : 2:13.543		BEST LAP TIME : 2:13.543		DIFFERENCE : 0.000		
LAP	SECTOR 1	SECTOR 2	LAP TIME	MPH	DIFF	TIME OF DAY
1 -	1:43.110	47.580	2:30.690	70.92	17.147	10:31:08.791
2 -	1:33.347	45.268	2:18.615	77.10	5.072	10:33:27.406
3 -	1:30.508	44.594	2:15.102 (3)	79.11	1.559	10:35:42.508
4 -	1:29.963	43.917	2:13.880 (2)	79.83	0.337	10:37:56.388
5 -	<b>1:29.717</b>	<b>43.826</b>	<b>2:13.543 (1)</b>	<b>80.03</b>		<b>10:40:09.931</b>

P9 69 Tony RUSSO		Yamaha R6 - Wymark Lubricants				
IDEAL LAP TIME : 2:13.559		BEST LAP TIME : 2:13.559		DIFFERENCE : 0.000		
LAP	SECTOR 1	SECTOR 2	LAP TIME	MPH	DIFF	TIME OF DAY
1 -	1:43.534	51.280	2:34.814	69.03	21.255	10:31:07.596
2 -	1:37.106	49.002	2:26.108	73.15	12.549	10:33:33.704
3 -	1:33.043	47.757	2:20.800 (3)	75.90	7.241	10:35:54.504
4 -	1:32.240	45.697	2:17.937 (2)	77.48	4.378	10:38:12.441
5 -	<b>1:29.284</b>	<b>44.275</b>	<b>2:13.559 (1)</b>	<b>80.02</b>		<b>10:40:26.000</b>

P10 444 Vincent BUTLER		Yamaha YZF R6 - Me				
IDEAL LAP TIME : 2:13.854		BEST LAP TIME : 2:13.944		DIFFERENCE : 0.090		
LAP	SECTOR 1	SECTOR 2	LAP TIME	MPH	DIFF	TIME OF DAY
1 -	1:42.937	52.150	2:35.087	68.91	21.143	10:31:17.557
2 -	1:34.647	48.686	2:23.333	74.56	9.389	10:33:40.890
3 -	<b>1:28.748</b>	45.527	2:14.275 (2)	79.59	0.331	10:35:55.165
4 -	1:29.810	45.695	2:15.505 (3)	78.87	1.561	10:38:10.670
5 -	1:28.838	<b>45.106</b>	<b>2:13.944 (1)</b>	<b>79.79</b>		<b>10:40:24.614</b>

P11 81 SUP Malvern MAY		Aprilia RS660 - IMP racing				
IDEAL LAP TIME : 2:14.460		BEST LAP TIME : 2:14.460		DIFFERENCE : 0.000		
LAP	SECTOR 1	SECTOR 2	LAP TIME	MPH	DIFF	TIME OF DAY
1 -	1:45.045	52.034	2:37.079	68.04	22.619	10:31:13.774
2 -	1:36.289	48.282	2:24.571	73.92	10.111	10:33:38.345
3 -	1:32.128	46.173	2:18.301 (3)	77.28	3.841	10:35:56.646
4 -	1:31.458	45.041	2:16.499 (2)	78.30	2.039	10:38:13.145
5 -	<b>1:29.729</b>	<b>44.731</b>	<b>2:14.460 (1)</b>	<b>79.48</b>		<b>10:40:27.605</b>

P12 68 Mark HILL		DUCATI S2R - Mhp exhausts, Knight RR				
IDEAL LAP TIME : 2:14.279		BEST LAP TIME : 2:15.394		DIFFERENCE : 1.115		
LAP	SECTOR 1	SECTOR 2	LAP TIME	MPH	DIFF	TIME OF DAY
1 -	1:46.508	54.391	2:40.899	66.42	25.505	10:31:16.630
2 -	1:34.135	45.999	2:20.134	76.27	4.740	10:33:36.764
3 -	1:30.477	46.449	2:16.926 (3)	78.05	1.532	10:35:53.690
4 -	1:31.350	<b>45.247</b>	2:16.597 (2)	78.24	1.203	10:38:10.287
5 -	<b>1:29.032</b>	46.362	<b>2:15.394 (1)</b>	<b>78.94</b>		<b>10:40:25.681</b>

# BMCRC - MRO Championships 2024 - Rnd 3 @ Snetterton 300

## BMCRC Thunderbike Sport & BMCRC Supertwins

### QUALIFYING - SECTOR ANALYSIS



SECTOR 1 = FL to I1, SECTOR 2 = I1 to FL, DIFF = Difference To Personal Best Lap, P = Crossed Finish Line in Pit Lane, D = Time Disallowed

P13 51		Paul BEESLEY		Yamaha R6 -		
IDEAL LAP TIME : 2:16.344		BEST LAP TIME : 2:16.405		DIFFERENCE : 0.061		
LAP	SECTOR 1	SECTOR 2	LAP TIME	MPH	DIFF	TIME OF DAY
1 -	1:41.864	49.333	2:31.197	70.68	14.792	10:31:01.530
2 -	1:33.818	46.390	2:20.208	76.23	3.803	10:33:21.738
3 -	1:32.385	45.954	2:18.339 (3)	77.26	1.934	10:35:40.077
4 -	1:32.641	<b>45.447</b>	2:18.088 (2)	77.40	1.683	10:37:58.165
5 -	<b>1:30.897</b>	45.508	<b>2:16.405 (1)</b>	<b>78.35</b>		<b>10:40:14.570</b>

P14 402 R		Kaine FARR		Suzuki GSXR - The Elms B&B Snetterton		
IDEAL LAP TIME : 2:16.520		BEST LAP TIME : 2:16.520		DIFFERENCE : 0.000		
LAP	SECTOR 1	SECTOR 2	LAP TIME	MPH	DIFF	TIME OF DAY
1 -	1:46.002	54.254	2:40.256	66.69	23.736	10:31:16.137
2 -	1:36.937	49.076	2:26.013	73.19	9.493	10:33:42.150
3 -	1:33.270	46.563	2:19.833 (2)	76.43	3.313	10:36:01.983
4 -	1:34.148	47.411	2:21.559 (3)	75.50	5.039	10:38:23.542
5 -	<b>1:30.407</b>	<b>46.113</b>	<b>2:16.520 (1)</b>	<b>78.28</b>		<b>10:40:40.062</b>

P15 115		James SVENSEN		Suzuki SV650S - Team TSR - HCL - RG Racing		
IDEAL LAP TIME : 2:16.730		BEST LAP TIME : 2:16.765		DIFFERENCE : 0.035		
LAP	SECTOR 1	SECTOR 2	LAP TIME	MPH	DIFF	TIME OF DAY
1 -	1:39.179	47.316	2:26.495	72.95	9.730	10:30:56.633
2 -	1:31.918	46.036	2:17.954 (3)	77.47	1.189	10:33:14.587
3 -	<b>1:31.551</b>	45.675	2:17.226 (2)	77.88	0.461	10:35:31.813
4 -	1:31.586	<b>45.179</b>	<b>2:16.765 (1)</b>	<b>78.14</b>		<b>10:37:48.578</b>

P16 994		Adrian HOWARD		Suzuki GSXR 600 - Geary Roofing & Building Services		
IDEAL LAP TIME : 2:16.831		BEST LAP TIME : 2:16.831		DIFFERENCE : 0.000		
LAP	SECTOR 1	SECTOR 2	LAP TIME	MPH	DIFF	TIME OF DAY
1 -	1:42.347	53.495	2:35.842	68.58	19.011	10:31:16.792
2 -	1:35.750	48.665	2:24.415	74.00	7.584	10:33:41.207
3 -	1:34.553	47.639	2:22.192 (3)	75.16	5.361	10:36:03.399
4 -	1:32.146	46.086	2:18.232 (2)	77.31	1.401	10:38:21.631
5 -	<b>1:31.264</b>	<b>45.567</b>	<b>2:16.831 (1)</b>	<b>78.11</b>		<b>10:40:38.462</b>

P17 21 SUP		Toby FINNIS		Suzuki SV650 - Crawfords/ Tey Farm Systems/ Harlow Ag		
IDEAL LAP TIME : 2:17.084		BEST LAP TIME : 2:17.084		DIFFERENCE : 0.000		
LAP	SECTOR 1	SECTOR 2	LAP TIME	MPH	DIFF	TIME OF DAY
1 -	1:42.480	49.625	2:32.105	70.26	15.021	10:31:04.132
2 -	1:37.750	47.926	2:25.676	73.36	8.592	10:33:29.808
3 -	1:32.089	47.338	2:19.427 (2)	76.65	2.343	10:35:49.235
4 -	1:35.338	47.620	2:22.958 (3)	74.76	5.874	10:38:12.193
5 -	<b>1:31.345</b>	<b>45.739</b>	<b>2:17.084 (1)</b>	<b>77.96</b>		<b>10:40:29.277</b>

P18 70		Lee BELLOTTI		Kawasaki ZX6R - Happy 70th Birthday Linda Bellotti (MuM)		
IDEAL LAP TIME : 2:18.199		BEST LAP TIME : 2:18.199		DIFFERENCE : 0.000		
LAP	SECTOR 1	SECTOR 2	LAP TIME	MPH	DIFF	TIME OF DAY
1 -	1:48.218	54.070	2:42.288	65.85	24.089	10:31:17.403
2 -	1:37.523	48.491	2:26.014	73.19	7.815	10:33:43.417
3 -	1:32.624	47.877	2:20.501 (2)	76.07	2.302	10:36:03.918
4 -	1:33.785	47.036	2:20.821 (3)	75.89	2.622	10:38:24.739
5 -	<b>1:31.863</b>	<b>46.336</b>	<b>2:18.199 (1)</b>	<b>77.33</b>		<b>10:40:42.938</b>

# BMCRC - MRO Championships 2024 - Rnd 3 @ Snetterton 300

## BMCRC Thunderbike Sport & BMCRC Supertwins

### QUALIFYING - SECTOR ANALYSIS



SECTOR 1 = FL to I1, SECTOR 2 = I1 to FL, DIFF = Difference To Personal Best Lap, P = Crossed Finish Line in Pit Lane, D = Time Disallowed

P19		74 SUP		Daniel BLACK		Suzukis SV650 - Dad	
IDEAL LAP TIME : 2:19.714		BEST LAP TIME : 2:19.714		DIFFERENCE : 0.000			
LAP	SECTOR 1	SECTOR 2	LAP TIME	MPH	DIFF	TIME OF DAY	
1 -	1:46.280	48.978	2:35.258	68.84	15.544	10:31:20.663	
2 -	1:35.455	48.131	2:23.586	74.43	3.872	10:33:44.249	
3 -	1:35.059	47.756	2:22.815 (3)	74.83	3.101	10:36:07.064	
4 -	1:34.404	47.093	2:21.497 (2)	75.53	1.783	10:38:28.561	
5 -	<b>1:32.807</b>	<b>46.907</b>	<b>2:19.714 (1)</b>	<b>76.49</b>		<b>10:40:48.275</b>	

P20		27 SUP		Ben BROWN		Yamaha R7 - Hunts Motorcycles	
IDEAL LAP TIME : 2:19.677		BEST LAP TIME : 2:19.899		DIFFERENCE : 0.222			
LAP	SECTOR 1	SECTOR 2	LAP TIME	MPH	DIFF	TIME OF DAY	
1 -	1:45.489	52.550	2:38.039	67.62	18.140	10:31:14.877	
2 -	1:37.567	49.736	2:27.303	72.55	7.404	10:33:42.180	
3 -	1:36.471	47.751	2:24.222 (3)	74.10	4.323	10:36:06.402	
4 -	1:34.498	<b>46.884</b>	2:21.382 (2)	75.59	1.483	10:38:27.784	
5 -	<b>1:32.793</b>	47.106	<b>2:19.899 (1)</b>	<b>76.39</b>		<b>10:40:47.683</b>	

P21		137		Colin McPHERSON		Yamaha R6 -	
IDEAL LAP TIME : 2:20.020		BEST LAP TIME : 2:20.020		DIFFERENCE : 0.000			
LAP	SECTOR 1	SECTOR 2	LAP TIME	MPH	DIFF	TIME OF DAY	
1 -	1:45.914	54.671	2:40.585	66.55	20.565	10:31:15.809	
2 -	1:35.474	49.524	2:24.998	73.71	4.978	10:33:40.807	
3 -	1:34.692	48.134	2:22.826 (3)	74.83	2.806	10:36:03.633	
4 -	1:33.670	47.988	2:21.658 (2)	75.44	1.638	10:38:25.291	
5 -	<b>1:32.724</b>	<b>47.296</b>	<b>2:20.020 (1)</b>	<b>76.33</b>		<b>10:40:45.311</b>	

P22		16		Jason LOOMES		Yamaha R6 -	
IDEAL LAP TIME : 2:20.253		BEST LAP TIME : 2:20.253		DIFFERENCE : 0.000			
LAP	SECTOR 1	SECTOR 2	LAP TIME	MPH	DIFF	TIME OF DAY	
1 -	1:48.131	52.653	2:40.784	66.47	20.531	10:31:26.923	
2 -	1:39.186	47.904	2:27.090 (3)	72.66	6.837	10:33:54.013	
3 -	1:34.545	47.005	2:21.550 (2)	75.50	1.297	10:36:15.563	
4 -	<b>1:33.396</b>	<b>46.857</b>	<b>2:20.253 (1)</b>	<b>76.20</b>		<b>10:38:35.816</b>	

P23		90		Jack WOLFF		Yamaha R6 -	
IDEAL LAP TIME : 2:20.581		BEST LAP TIME : 2:20.581		DIFFERENCE : 0.000			
LAP	SECTOR 1	SECTOR 2	LAP TIME	MPH	DIFF	TIME OF DAY	
1 -	1:46.249	IN PIT	3:45.426 P	47.41	1:24.845	10:32:19.944	
2 -	OUTLAP	50.044	2:29.119	71.67	8.538	10:34:49.063	
3 -	1:34.536	48.725	2:23.261 (2)	74.60	2.680	10:37:12.324	
4 -	<b>1:33.421</b>	<b>47.160</b>	<b>2:20.581 (1)</b>	<b>76.02</b>		<b>10:39:32.905</b>	

P24		2		Andrew GILL		Kawasaki ZXR400 -	
IDEAL LAP TIME : 2:21.234		BEST LAP TIME : 2:21.234		DIFFERENCE : 0.000			
LAP	SECTOR 1	SECTOR 2	LAP TIME	MPH	DIFF	TIME OF DAY	
1 -	1:43.450	51.728	2:35.178 (2)	68.87	13.944	10:31:31.451	
2 -	<b>1:34.146</b>	<b>47.088</b>	<b>2:21.234 (1)</b>	<b>75.67</b>		<b>10:33:52.685</b>	

P25		5 R		Logan STONE		Yamaha R6 -	
IDEAL LAP TIME : 2:22.052		BEST LAP TIME : 2:22.144		DIFFERENCE : 0.092			
LAP	SECTOR 1	SECTOR 2	LAP TIME	MPH	DIFF	TIME OF DAY	
1 -	1:44.700	49.300	2:34.000	69.40	11.856	10:31:10.047	
2 -	1:34.468	<b>47.676</b>	<b>2:22.144 (1)</b>	<b>75.19</b>		<b>10:33:32.191</b>	
3 -	<b>1:34.376</b>	49.119	2:23.495 (2)	74.48	1.351	10:35:55.686	
4 -	1:34.716	49.072	2:23.788 (3)	74.33	1.644	10:38:19.474	

# BMCRC - MRO Championships 2024 - Rnd 3 @ Snetterton 300

## BMCRC Thunderbike Sport & BMCRC Supertwins

### QUALIFYING - SECTOR ANALYSIS



SECTOR 1 = FL to I1, SECTOR 2 = I1 to FL, DIFF = Difference To Personal Best Lap, P = Crossed Finish Line in Pit Lane, D = Time Disallowed

P26 48		Shaun WALLIS		Yamaha R6 - MBC Despatch Racing			
IDEAL LAP TIME : 2:23.527		BEST LAP TIME : 2:23.889		DIFFERENCE : 0.362			
LAP	SECTOR 1	SECTOR 2	LAP TIME	MPH	DIFF	TIME OF DAY	
1 -	1:43.681	51.647	2:35.328	68.80	11.439	10:31:07.167	
2 -	1:37.448	50.038	2:27.486	72.46	3.597	10:33:34.653	
3 -	1:35.308	<b>48.865</b>	2:24.173 (2)	74.13	0.284	10:35:58.826	
4 -	1:35.317	49.280	2:24.597 (3)	73.91	0.708	10:38:23.423	
5 -	<b>1:34.662</b>	49.227	<b>2:23.889 (1)</b>	<b>74.28</b>		<b>10:40:47.312</b>	

P27 64 R		Will SALISBURY		Suzuki GSXR 600 K4 -			
IDEAL LAP TIME : 2:25.055		BEST LAP TIME : 2:25.055		DIFFERENCE : 0.000			
LAP	SECTOR 1	SECTOR 2	LAP TIME	MPH	DIFF	TIME OF DAY	
1 -	1:51.844	54.722	2:46.566	64.16	21.511	10:31:31.472	
2 -	1:40.079	51.187	2:31.266 (3)	70.65	6.211	10:34:02.738	
3 -	1:36.885	50.359	2:27.244 (2)	72.58	2.189	10:36:29.982	
4 -	<b>1:36.230</b>	<b>48.825</b>	<b>2:25.055 (1)</b>	<b>73.68</b>		<b>10:38:55.037</b>	

P28 175 R		Tom SVENSEN		Suzuki SV650 - Team TSR - HCL Carsales - RG racing			
IDEAL LAP TIME : 2:26.225		BEST LAP TIME : 2:26.311		DIFFERENCE : 0.086			
LAP	SECTOR 1	SECTOR 2	LAP TIME	MPH	DIFF	TIME OF DAY	
1 -	1:47.218	51.525	2:38.743	67.32	12.432	10:31:19.876	
2 -	1:38.462	49.772	2:28.234 (3)	72.10	1.923	10:33:48.110	
3 -	<b>1:36.809</b>	49.551	2:26.360 (2)	73.02	0.049	10:36:14.470	
4 -	1:36.895	<b>49.416</b>	<b>2:26.311 (1)</b>	<b>73.05</b>		<b>10:38:40.781</b>	

P29 293		Leigh SMITH		Suzuki SV650 - Smiths Mechanical Support Ltd, Lamonde Autor			
IDEAL LAP TIME : 2:27.065		BEST LAP TIME : 2:29.992		DIFFERENCE : 2.927			
LAP	SECTOR 1	SECTOR 2	LAP TIME	MPH	DIFF	TIME OF DAY	
1 -	1:50.983	54.796	2:45.779	64.47	15.787	10:31:31.285	
2 -	1:42.766	50.299	2:33.065 (3)	69.82	3.073	10:34:04.350	
3 -	<b>1:37.062</b>	52.930	<b>2:29.992 (1)</b>	<b>71.25</b>		<b>10:36:34.342</b>	
4 -	1:41.196	<b>50.003</b>	2:31.199 (2)	70.68	1.207	10:39:05.541	

P30 89 R		Daryl SKINNS		Suzuki GSXR 750 - Indoor Climate Systems UK LTD			
IDEAL LAP TIME : 2:28.507		BEST LAP TIME : 2:31.208		DIFFERENCE : 2.701			
LAP	SECTOR 1	SECTOR 2	LAP TIME	MPH	DIFF	TIME OF DAY	
1 -	1:51.323	53.546	2:44.869	64.82	13.661	10:31:27.401	
2 -	1:41.376	53.122	2:34.498 (3)	69.17	3.290	10:34:01.899	
3 -	<b>1:37.675</b>	54.027	2:31.702 (2)	70.45	0.494	10:36:33.601	
4 -	1:40.376	<b>50.832</b>	<b>2:31.208 (1)</b>	<b>70.68</b>		<b>10:39:04.809</b>	

P31 55 R		Magnus MANSON-CHUBB		Kawasaki ZXR400L -			
IDEAL LAP TIME : 2:31.299		BEST LAP TIME : 2:31.299		DIFFERENCE : 0.000			
LAP	SECTOR 1	SECTOR 2	LAP TIME	MPH	DIFF	TIME OF DAY	
1 -	1:52.252	52.867	2:45.119 (2)	64.72	13.820	10:31:44.517	
2 -	<b>1:41.104</b>	<b>50.195</b>	<b>2:31.299 (1)</b>	<b>70.64</b>		<b>10:34:15.816</b>	

P32 14 R		George DAVIES		Suzuki SV650 - J Clay Fitness / Fresh Inkz Tattoo Studio's			
IDEAL LAP TIME : 2:34.885		BEST LAP TIME : 2:35.190		DIFFERENCE : 0.305			
LAP	SECTOR 1	SECTOR 2	LAP TIME	MPH	DIFF	TIME OF DAY	
1 -	1:52.002	56.918	2:48.920 (3)	63.27	13.730	10:31:33.613	
2 -	1:42.914	<b>52.405</b>	2:35.319 (2)	68.81	0.129	10:34:08.932	
3 -	<b>1:42.480</b>	52.710	<b>2:35.190 (1)</b>	<b>68.87</b>		<b>10:36:44.122</b>	

# BMCRC - MRO Championships 2024 - Rnd 3 @ Snetterton 300

## BMCRC Thunderbike Sport & BMCRC Supertwins

### QUALIFYING - SECTOR ANALYSIS



SECTOR 1 = FL to I1, SECTOR 2 = I1 to FL, DIFF = Difference To Personal Best Lap, P = Crossed Finish Line in Pit Lane, D = Time Disallowed

<b>P33</b>		<b>3 SUP</b>		<b>Oliver ARBON</b>		Suzuki SV650 - TT Plumbing & Heating	
IDEAL LAP TIME : 2:35.755		BEST LAP TIME : 2:36.546		DIFFERENCE : 0.791			
LAP	SECTOR 1	SECTOR 2	LAP TIME	MPH	DIFF	TIME OF DAY	
1 -	1:55.672	54.852	2:50.524 (2)	62.67	13.978	10:31:30.634	
2 -	1:43.977	<b>52.569</b>	<b>2:36.546 (1)</b>	<b>68.27</b>		<b>10:34:07.180</b>	

# BMCRC - MRO Championships 2024 - Rnd 3 @ Snetterton 300

## BMCRC Thunderbike Sport & BMCRC Supertwins

### QUALIFYING - BEST SECTORS

SECTOR 1			SECTOR 2			IDEAL / BEST COMPARISON						
POS	NO	NAME	TIME	NO	NAME	TIME	POS	NO	NAME	IDEAL	BEST	DIFF
									<b>PERFECT LAP</b>	<b>2:05.078</b>		
1	9	WETHERELL	1:23.393	9	WETHERELL	41.685	1	9	WETHERELL	2:05.078	2:05.364	0.286
2	15	MERCER	1:26.346	15	MERCER	42.703	2	15	MERCER	2:09.049	2:09.142	0.093
3	77	WHITE	1:26.619	77	WHITE	42.961	3	77	WHITE	2:09.580	2:09.580	0.000
4	59	DENYER	1:26.859	59	DENYER	43.112	4	59	DENYER	2:09.971	2:09.971	0.000
5	181	CONNELL	1:27.148	100	HOWTON	43.193	5	100	HOWTON	2:11.107	2:11.107	0.000
6	100	HOWTON	1:27.914	888	WRIGHT	43.826	6	181	CONNELL	2:11.571	2:12.919	1.348
7	7	TAYLOR	1:28.242	69	RUSSO	44.275	7	7	TAYLOR	2:12.719	2:12.736	0.017
8	444	BUTLER	1:28.748	181	CONNELL	44.423	8	888	WRIGHT	2:13.543	2:13.543	0.000
9	68	HILL	1:29.032	7	TAYLOR	44.477	9	69	RUSSO	2:13.559	2:13.559	0.000
10	69	RUSSO	1:29.284	81	MAY	44.731	10	444	BUTLER	2:13.854	2:13.944	0.090
11	888	WRIGHT	1:29.717	444	BUTLER	45.106	11	68	HILL	2:14.279	2:15.394	1.115
12	81	MAY	1:29.729	115	SVENSEN	45.179	12	81	MAY	2:14.460	2:14.460	0.000
13	402	FARR	1:30.407	68	HILL	45.247	13	51	BEESLEY	2:16.344	2:16.405	0.061
14	51	BEESLEY	1:30.897	51	BEESLEY	45.447	14	402	FARR	2:16.520	2:16.520	0.000
15	994	HOWARD	1:31.264	994	HOWARD	45.567	15	115	SVENSEN	2:16.730	2:16.765	0.035
16	21	FINNIS	1:31.345	21	FINNIS	45.739	16	994	HOWARD	2:16.831	2:16.831	0.000
17	115	SVENSEN	1:31.551	402	FARR	46.113	17	21	FINNIS	2:17.084	2:17.084	0.000
18	70	BELLOTTI	1:31.863	70	BELLOTTI	46.336	18	70	BELLOTTI	2:18.199	2:18.199	0.000
19	137	McPHERSON	1:32.724	16	LOOMES	46.857	19	27	BROWN	2:19.677	2:19.899	0.222
20	27	BROWN	1:32.793	27	BROWN	46.884	20	74	BLACK	2:19.714	2:19.714	0.000
21	74	BLACK	1:32.807	74	BLACK	46.907	21	137	McPHERSON	2:20.020	2:20.020	0.000
22	16	LOOMES	1:33.396	2	GILL	47.088	22	16	LOOMES	2:20.253	2:20.253	0.000
23	90	WOLFF	1:33.421	90	WOLFF	47.160	23	90	WOLFF	2:20.581	2:20.581	0.000
24	2	GILL	1:34.146	137	McPHERSON	47.296	24	2	GILL	2:21.234	2:21.234	0.000
25	5	STONE	1:34.376	5	STONE	47.676	25	5	STONE	2:22.052	2:22.144	0.092
26	48	WALLIS	1:34.662	64	SALISBURY	48.825	26	48	WALLIS	2:23.527	2:23.889	0.362
27	64	SALISBURY	1:36.230	48	WALLIS	48.865	27	64	SALISBURY	2:25.055	2:25.055	0.000
28	175	SVENSEN	1:36.809	175	SVENSEN	49.416	28	175	SVENSEN	2:26.225	2:26.311	0.086
29	293	SMITH	1:37.062	293	SMITH	50.003	29	293	SMITH	2:27.065	2:29.992	2.927
30	89	SKINNS	1:37.675	55	MANSON-CHUBB	50.195	30	89	SKINNS	2:28.507	2:31.208	2.701
31	55	MANSON-CHUBB	1:41.104	89	SKINNS	50.832	31	55	MANSON-CHUBB	2:31.299	2:31.299	0.000
32	14	DAVIES	1:42.480	14	DAVIES	52.405	32	14	DAVIES	2:34.885	2:35.190	0.305
33	3	ARBON	1:43.186	3	ARBON	52.569	33	3	ARBON	2:35.755	2:36.546	0.791

# BMCRC - MRO Championships 2024 - Rnd 3 @ Snetterton 300

## BMCRC Thunderbike Sport & BMCRC Supertwins

### QUALIFYING - STATISTICS

<b>Competitors Started</b>	33
<b>Planned Start</b>	2024-05-04 @ 10:05:00.000
<b>Actual Start</b>	2024-05-04 @ 10:28:18.201
<b>Finish Time</b>	2024-05-04 @ 10:38:29.876
<b>Track Length</b>	2.9689mi.
<b>Total Laps</b>	144
<b>Total Distance Covered</b>	427.5232mi.

### Session Fastest Lap History

NO	CL	NAME	LAP TIME	TIME OF DAY	LAP	VEHICLE
15		Daniel MERCER	<b>2:20.524</b>	10:30:47.387	1	Yamaha R6
181	SUP	Neil CONNELL	<b>2:19.520</b>	10:30:56.072	1	Suzuki SV650
15		Daniel MERCER	<b>2:10.711</b>	10:32:58.099	2	Yamaha R6
9		Matt WETHERELL	<b>2:10.007</b>	10:32:59.043	2	Suzuki GSXR 600
15		Daniel MERCER	<b>2:09.142</b>	10:35:07.241	3	Yamaha R6
9		Matt WETHERELL	<b>2:08.624</b>	10:35:07.669	3	Suzuki GSXR 600
9		Matt WETHERELL	<b>2:05.781</b>	10:37:13.447	4	Suzuki GSXR 600
9		Matt WETHERELL	<b>2:05.364</b>	10:39:18.814	5	Suzuki GSXR 600

### Flag History

TYPE	TIME OF DAY
GREEN	10:28:18.201
FINISH	10:38:29.876

### Flag Statistics

TYPE	COUNT	TOTAL LAPS	TOTAL TIME
Green	1	5	12:40.277
Red	0	0	0.000
Safety Car	0	0	0.000
FCY	0	0	0.000



# BMCRC - MRO Championships 2024 - Rnd 3 @ Snetterton 300

## BMCRC Thunderbike Sport & BMCRC Supertwins

### QUALIFYING - STATISTICS

CLASS :

17 Starters

#### Fastest Lap History

NO	NAME	LAP TIME	TIME OF DAY	LAP	VEHICLE
15	Daniel MERCER	2:20.524	10:30:47.387	1	Yamaha R6
15	Daniel MERCER	2:10.711	10:32:58.099	2	Yamaha R6
9	Matt WETHERELL	2:10.007	10:32:59.043	2	Suzuki GSXR 600
15	Daniel MERCER	2:09.142	10:35:07.241	3	Yamaha R6
9	Matt WETHERELL	2:08.624	10:35:07.669	3	Suzuki GSXR 600
9	Matt WETHERELL	2:05.781	10:37:13.447	4	Suzuki GSXR 600
9	Matt WETHERELL	2:05.364	10:39:18.814	5	Suzuki GSXR 600

# BMCRC - MRO Championships 2024 - Rnd 3 @ Snetterton 300

## BMCRC Thunderbike Sport & BMCRC Supertwins

### QUALIFYING - STATISTICS

CLASS : R

8 Starters

#### Fastest Lap History

NO	NAME	LAP TIME	TIME OF DAY	LAP	VEHICLE
7	Darren TAYLOR	<b>2:25.344</b>	10:30:53.540	1	Kawasaki ZX6R
7	Darren TAYLOR	<b>2:15.115</b>	10:33:08.656	2	Kawasaki ZX6R
7	Darren TAYLOR	<b>2:13.724</b>	10:35:22.380	3	Kawasaki ZX6R
7	Darren TAYLOR	<b>2:12.886</b>	10:37:35.266	4	Kawasaki ZX6R
7	Darren TAYLOR	<b>2:12.736</b>	10:39:48.004	5	Kawasaki ZX6R

# BMCRC - MRO Championships 2024 - Rnd 3 @ Snetterton 300

## BMCRC Thunderbike Sport & BMCRC Supertwins

### QUALIFYING - STATISTICS

CLASS : SUP

8 Starters

#### Fastest Lap History

NO	NAME	LAP TIME	TIME OF DAY	LAP	VEHICLE
181	Neil CONNELL	<b>2:19.520</b>	10:30:56.072	1	Suzuki SV650
181	Neil CONNELL	<b>2:12.919</b>	10:33:08.992	2	Suzuki SV650
100	Craig HOWTON	<b>2:12.715</b>	10:35:27.112	3	Kawasaki ER6N
100	Craig HOWTON	<b>2:11.982</b>	10:37:39.095	4	Kawasaki ER6N
100	Craig HOWTON	<b>2:11.107</b>	10:39:50.207	5	Kawasaki ER6N



# BMCRC - MRO Championships 2024 - Rnd 3 @ Snetterton 300

## BMCRC Thunderbike Sport & BMCRC Supertwins

### RACE 6 - GRID (5 Laps)

ROW 12			34	37	Spencer CARRINGTON		
ROW 11		2:36.546	33	3	Oliver ARBON	2:35.190	2:31.299
				14	George DAVIES		55
ROW 10	2:31.208		29	293	Leigh SMITH	2:26.311	
				175	Tom SVENSEN		
ROW 9		2:25.055	27	64	Will SALISBURY	2:23.889	2:22.144
				48	Shaun WALLIS		5
ROW 8	2:21.234		23	90	Jack WOLFF	2:20.253	
				16	Jason LOOMES		
ROW 7		2:20.020	21	137	Colin McPHERSON	2:19.899	2:19.714
				27	Ben BROWN		74
ROW 6	2:18.199		17	21	Toby FINNIS	2:16.831	
				994	Adrian HOWARD		
ROW 5		2:16.765	15	115	James SVENSEN	2:16.520	2:16.405
				402	Kaine FARR		51
ROW 4	2:15.394		11	81	Malvern MAY	2:13.944	
				444	Vincent BUTLER		
ROW 3		2:13.559	9	69	Tony RUSSO	2:13.543	2:12.919
				888	Brandon WRIGHT		181
ROW 2	2:12.736		5	100	Craig HOWTON	2:09.971	
				59	Andrew DENYER		
ROW 1		2:09.580	3	77	Joe WHITE	2:09.142	2:05.364
				15	Daniel MERCER		9
							<b>Pole</b>

These results are provisional until the conclusion of any judicial and technical matters.

Snetterton 300: 2.9689 miles

Clerk Of Course:	Stewards:	Timekeeper:	<i>Craig Smith</i>	
------------------	-----------	-------------	--------------------	--

Results can be found at [www.tsl-timing.com](http://www.tsl-timing.com)

Printed - 10:42 Saturday, 04 May 2024





# BMCRC - MRO Championships 2024 - Rnd 3 @ Snetterton 300

## BMCRC Thunderbike Sport & BMCRC Supertwins

### RACE 6 - CLASSIFICATION

Race Distance: 5 Laps / 14.84 miles

POS	NO	CL	PIC	NAME	ENTRY	LAPS	TIME	GAP	DIFF	MPH	BEST	ON	GRD	↑↓
1	9		1	Matt WETHERELL	Suzuki GSXR 600 - Lamonde Racing	5	10:25.397			85.45	2:03.653	2	1	0
2	69		2	Tony RUSSO	Yamaha R6 - Wymark Lubricants	5	10:35.872	10.475	10.475	84.04	2:04.805	5	9	7
3	15		3	Daniel MERCER	Yamaha R6 - Merc&Co Racing, Apex2Apex promotions, Ele	5	10:45.994	20.597	10.122	82.72	2:06.551	4	2	-1
4	16		4	Jason LOOMES	Yamaha R6 -	5	10:51.458	26.061	5.464	82.03	2:05.612	4	22	18
5	444		5	Vincent BUTLER	Yamaha YZF R6 - Me	5	10:52.138	26.741	0.680	81.94	2:08.657	5	10	5
6	77		6	Joe WHITE	Suzuki GSXR 600 MAIN - The Race Shack /Just In Graphics	5	10:54.679	29.282	2.541	81.62	2:08.898	4	3	-3
7	100	SUP	1	Craig HOWTON	Kawasaki ER6N - ME	5	10:55.413	30.016	0.734	81.53	2:09.096	5	5	-2
8	7	R	1	Darren TAYLOR	Kawasaki ZX6R - Watton Auto Centre	5	11:00.891	35.494	5.478	80.86	2:10.144	2	6	-2
9	81	SUP	2	Malvern MAY	Aprilia RS660 - IMP racing	5	11:01.778	36.381	0.887	80.75	2:10.216	2	11	2
10	2		7	Andrew GILL	Kawasaki ZXR400 -	5	11:02.160	36.763	0.382	80.70	2:08.452	2	24	14
11	48		8	Shaun WALLIS	Yamaha R6 - MBC Despatch Racing	5	11:04.791	39.394	2.631	80.38	2:09.199	4	26	15
12	888	SUP	3	Brandon WRIGHT	Suzuki SV 650 - 888 Vapour	5	11:08.087	42.690	3.296	79.99	2:10.084	4	8	-4
13	70		9	Lee BELLOTTI	Kawasaki ZX6R - Happy 70th Birthday Linda Bellotti (MuM)	5	11:14.965	49.568	6.878	79.17	2:12.881	4	18	5
14	68		10	Mark HILL	DUCATI S2R - Mhp exhausts, Knight RR	5	11:14.987	49.590	0.022	79.17	2:12.365	5	12	-2
15	402	R	2	Kaine FARR	Suzuki GSXR - The Elms B&B Snetterton	5	11:15.661	50.264	0.674	79.09	2:09.799	5	14	-1
16	27	SUP	4	Ben BROWN	Yamaha R7 - Hunts Motorcycles	5	11:15.712	50.315	0.051	79.08	2:12.423	3	20	4
17	115	SUP	5	James SVENSEN	Suzuki SV650S - Team TSR - HCL - RG Racing	5	11:19.814	54.417	4.102	78.61	2:13.503	5	15	-2
18	137		11	Colin McPHERSON	Yamaha R6 -	5	11:23.932	58.535	4.118	78.13	2:12.547	4	21	3
19	74	SUP	6	Daniel BLACK	Suzuki SV650 - Dad	5	11:26.638	1:01.241	2.706	77.82	2:14.821	3	19	0
20	51		12	Paul BEESLEY	Yamaha R6 -	5	11:28.387	1:02.990	1.749	77.63	2:14.100	5	13	-7
21	90		13	Jack WOLFF	Yamaha R6 -	5	11:28.492	1:03.095	0.105	77.61	2:15.100	5	23	2
22	21	SUP	7	Toby FINNIS	Suzuki SV650 - Crawfords/ Tey Farm Systems/ Harlow Ag	5	11:29.012	1:03.615	0.520	77.56	2:14.860	4	17	-5
23	293		14	Leigh SMITH	Suzuki SV650 - Smiths Mechanical Support Ltd, Lamonde A	5	11:29.639	1:04.242	0.627	77.49	2:14.655	4	29	6
24	64	R	3	Will SALISBURY	Suzuki GSXR 600 K4 -	5	11:39.199	1:13.802	9.560	76.43	2:14.306	5	27	3
25	5	R	4	Logan STONE	Yamaha R6 -	5	11:40.020	1:14.623	0.821	76.34	2:15.003	5	25	0
26	175	R	5	Tom SVENSEN	Suzuki SV650 - Team TSR - HCL Carsales - RG racing	5	11:52.143	1:26.746	12.123	75.04	2:19.384	2	28	2
27	3	SUP	8	Oliver ARBON	Suzuki SV650 - TT Plumbing & Heating	5	11:52.700	1:27.303	0.557	74.98	2:19.709	5	33	6
28	89	R	6	Daryl SKINNS	Suzuki GSXR 750 - Indoor Climate Systems UK LTD	5	12:02.395	1:36.998	9.695	73.97	2:20.652	2	30	2
29	14	R	7	George DAVIES	Suzuki SV650 - J Clay Fitness / Fresh Inkz Tattoo Studio's	5	12:03.430	1:38.033	1.035	73.87	2:21.129	2	32	3

#### NOT CLASSIFIED

DNF	994			Adrian HOWARD	Suzuki GSXR 600 - Geary Roofing & Building Services	4	8:56.325	1 Lap	1 Lap	79.71	2:10.145	4	16	
DNF	55	R		Magnus MANSON-CHUBB	Kawasaki ZXR400L -	2	5:05.044	3 Laps	2 Laps	70.07	2:27.395	2	31	
DNF	37	SUP		Spencer CARRINGTON	Yamaha R7 - selon tuning	1	2:34.282	4 Laps	1 Lap	69.27				34
DNF	181	SUP		Neil CONNELL	Suzuki SV650 - Helite Airvests	0								7
DQ	59			Andrew DENYER	Yamaha OW01 - me									4

#### FASTEST LAP

9				Matt WETHERELL	Suzuki GSXR 600 - Lamonde Racing	2	2:03.653			86.43 mph				139.10 kph
100	SUP			Craig HOWTON	Kawasaki ER6N - ME	5	2:09.096			82.79 mph				133.24 kph
402	R			Kaine FARR	Suzuki GSXR - The Elms B&B Snetterton	5	2:09.799			82.34 mph				132.51 kph

#### Comments:

No. 59 - Disqualified for failing post race technical inspection

Class - 92.5% of Race Speed = 79.04 mph

Class SUP - 92.5% of Race Speed = 75.41 mph

Class R - 92.5% of Race Speed = 74.79 mph

Weather / Track : Cloudy / Dry

Date: 04/05/2024 Start: 14:20 Finish: 14:30

These results are provisional until the conclusion of any judicial and technical matters.

Snetterton 300: 2.9689 miles

Clerk Of Course:	Stewards:	Timekeeper:	<i>Craig Smith</i>	
------------------	-----------	-------------	--------------------	--

Results can be found at [www.tsl-timing.com](http://www.tsl-timing.com)

Printed - 15:00 Saturday, 04 May 2024



# BMCRC - MRO Championships 2024 - Rnd 3 @ Snetterton 300

## BMCRC Thunderbike Sport & BMCRC Supertwins

### RACE 6 - LAP CHART

LAP 1 @ 14:22:36.463			LAP 2 @ 14:24:40.116			LAP 3 @ 14:26:44.063			LAP 4 @ 14:28:48.572			LAP 5 @ 14:30:52.687		
NO	BEHIND	LAP TIME	NO	BEHIND	LAP TIME	NO	BEHIND	LAP TIME	NO	BEHIND	LAP TIME	NO	BEHIND	LAP TIME
9		2:09.173	9		2:03.653	9		2:03.947	9		2:04.509	9		2:04.115
59	3.881	2:13.054	59	6.350	2:06.122	59	9.205	2:06.802	69	9.785	2:05.002	69	10.475	2:04.805
69	4.500	2:13.673	69	7.024	2:06.177	69	9.292	2:06.215	59	9.861	2:05.165	59	10.941	2:05.195
444	6.051	2:15.224	444	12.216	2:09.818	15	16.023	2:07.385	15	18.065	2:06.551	15	20.597	2:06.647
15	6.324	2:15.497	15	12.585	2:09.914	444	17.867	2:09.598	444	22.199	2:08.841	16	26.061	2:06.172
100	7.847	2:17.020	100	13.652	2:09.458	100	18.900	2:09.195	77	23.885	2:08.898	444	26.741	2:08.657
77	8.251	2:17.424	77	13.901	2:09.303	77	19.496	2:09.542	16	24.004	2:05.612	77	29.282	2:09.512
7	9.198	2:18.371	7	15.689	2:10.144	7	22.693	2:10.951	100	25.035	2:10.644	100	30.016	2:09.096
81	10.134	2:19.307	81	16.697	2:10.216	16	22.901	2:07.080	7	28.685	2:10.501	7	35.494	2:10.924
68	11.678	2:20.851	2	16.927	2:08.452	2	23.773	2:10.793	81	30.228	2:10.542	81	36.381	2:10.268
888	11.968	2:21.141	16	19.768	2:08.382	81	24.195	2:11.445	2	30.378	2:11.114	2	36.763	2:10.500
2	12.128	2:21.301	68	21.417	2:13.392	48	28.876	2:09.671	48	33.566	2:09.199	48	39.394	2:09.943
115	13.197	2:22.370	888	22.591	2:14.276	994	29.407	2:10.325	994	35.043	2:10.145	888	42.690	2:11.113
70	13.268	2:22.441	70	22.710	2:13.095	888	30.117	2:11.473	888	35.692	2:10.084	70	49.568	2:13.130
994	14.985	2:24.158	994	23.029	2:11.697	70	32.181	2:13.418	70	40.553	2:12.881	68	49.590	2:12.365
27	14.996	2:24.169	48	23.152	2:10.889	68	32.748	2:15.278	68	41.340	2:13.101	402	50.264	2:09.799
16	15.039	2:24.212	115	24.390	2:14.846	27	33.487	2:12.423	27	41.695	2:12.717	27	50.315	2:12.735
48	15.916	2:25.089	27	25.011	2:13.668	115	35.495	2:15.052	402	44.580	2:13.213	115	54.417	2:13.503
74	16.043	2:25.216	402	27.079	2:13.998	402	35.876	2:12.744	115	45.029	2:14.043	137	58.535	2:13.124
402	16.734	2:25.907	74	27.764	2:15.374	74	38.638	2:14.821	74	49.126	2:14.997	74	1:01.241	2:16.230
51	16.947	2:26.120	90	29.778	2:15.934	90	41.373	2:15.542	137	49.526	2:12.547	51	1:02.990	2:14.100
90	17.497	2:26.670	137	29.952	2:15.496	137	41.488	2:15.483	90	52.110	2:15.246	90	1:03.095	2:15.100
137	18.109	2:27.282	51	30.460	2:17.166	51	42.020	2:15.507	21	52.808	2:14.860	21	1:03.615	2:14.922
21	18.287	2:27.460	21	30.936	2:16.302	21	42.457	2:15.468	51	53.005	2:15.494	293	1:04.242	2:14.902
293	18.973	2:28.146	293	31.548	2:16.228	293	43.309	2:15.708	293	53.455	2:14.655	64	1:13.802	2:14.306
3	21.640	2:30.813	5	36.320	2:18.272	5	50.421	2:18.048	64	1:03.611	2:17.175	5	1:14.623	2:15.003
5	21.701	2:30.874	64	37.507	2:18.379	64	50.945	2:17.385	5	1:03.735	2:17.823	175	1:26.746	2:19.967
64	22.781	2:31.954	3	39.041	2:21.054	175	54.953	2:19.468	175	1:10.894	2:20.450	3	1:27.303	2:19.709
89	23.411	2:32.584	175	39.432	2:19.384	3	55.085	2:19.991	3	1:11.709	2:21.133	89	1:36.998	2:21.188
175	23.701	2:32.874	89	40.410	2:20.652	89	59.768	2:23.305	14	1:19.572	2:23.904	14	1:38.033	2:22.576
14	24.689	2:33.862	14	42.165	2:21.129	14	1:00.177	2:21.959	89	1:19.925	2:24.666			
37	25.109	2:34.282	55	52.218	2:27.395									
55	28.476	2:37.649												

# BMCRC - MRO Championships 2024 - Rnd 3 @ Snetterton 300

## BMCRC Thunderbike Sport & BMCRC Supertwins

### RACE 6 - POSITION CHART

No	Name	Lap Pos	Lap				
			1	2	3	4	5
9	WETHERELL	1	9	9	9	9	9
15	MERCER	2	59	59	59	69	69
77	WHITE	3	69	69	69	59	59
59	DENYER	4	444	444	15	15	15
100	HOWTON	5	15	15	444	444	16
7	TAYLOR	6	100	100	100	77	444
181	CONNELL	7	77	77	77	16	77
888	WRIGHT	8	7	7	7	100	100
69	RUSSO	9	81	81	16	7	7
444	BUTLER	10	68	2	2	81	81
81	MAY	11	888	16	81	2	2
68	HILL	12	2	68	48	48	48
51	BEESELEY	13	115	888	994	994	888
402	FARR	14	70	70	888	888	70
115	SVENSEN	15	994	994	70	70	68
994	HOWARD	16	27	48	68	68	402
21	FINNIS	17	16	115	27	27	27
70	BELLOTTI	18	48	27	115	402	115
74	BLACK	19	74	402	402	115	137
27	BROWN	20	402	74	74	74	74
137	McPHERSON	21	51	90	90	137	51
16	LOOMES	22	90	137	137	90	90
90	WOLFF	23	137	51	51	21	21
2	GILL	24	21	21	21	51	293
5	STONE	25	293	293	293	293	64
48	WALLIS	26	3	5	5	64	5
64	SALISBURY	27	5	64	64	5	175
175	SVENSEN	28	64	3	175	175	3
293	SMITH	29	89	175	3	3	89
89	SKINNS	30	175	89	89	14	14
55	MANSON-CHUBB	31	14	14	14	89	
14	DAVIES	32	37	55			
3	ARBON	33	55				
37	CARRINGTON	34					

# BMCRC - MRO Championships 2024 - Rnd 3 @ Snetterton 300

## BMCRC Thunderbike Sport & BMCRC Supertwins

### RACE 6 - SECTOR ANALYSIS



SECTOR 1 = FL to I1, SECTOR 2 = I1 to FL, DIFF = Difference To Personal Best Lap, P = Crossed Finish Line in Pit Lane, D = Time Disallowed

<b>P1 9</b>		<b>Matt WETHERELL</b>		Suzuki GSXR 600 - Lamonde Racing		
IDEAL LAP TIME : 2:03.632		BEST LAP TIME : 2:03.653		DIFFERENCE : 0.021		
LAP	SECTOR 1	SECTOR 2	LAP TIME	MPH	DIFF	TIME OF DAY
1 -		41.907	2:09.173	82.74	5.520	14:22:36.463
2 -	<b>1:22.448</b>	41.205	<b>2:03.653 (1)</b>	<b>86.43</b>		<b>14:24:40.116</b>
3 -	1:22.763	<b>41.184</b>	2:03.947 (2)	86.23	0.294	14:26:44.063
4 -	1:23.160	41.349	2:04.509	85.84	0.856	14:28:48.572
5 -	1:22.642	41.473	2:04.115 (3)	86.11	0.462	14:30:52.687

<b>P2 69</b>		<b>Tony RUSSO</b>		Yamaha R6 - Wymark Lubricants		
IDEAL LAP TIME : 2:04.556		BEST LAP TIME : 2:04.805		DIFFERENCE : 0.249		
LAP	SECTOR 1	SECTOR 2	LAP TIME	MPH	DIFF	TIME OF DAY
1 -		41.691	2:13.673	79.95	8.868	14:22:40.963
2 -	1:24.131	42.046	2:06.177 (3)	84.70	1.372	14:24:47.140
3 -	1:24.011	42.204	2:06.215	84.68	1.410	14:26:53.355
4 -	<b>1:23.309</b>	41.693	2:05.002 (2)	85.50	0.197	14:28:58.357
5 -	1:23.558	<b>41.247</b>	<b>2:04.805 (1)</b>	<b>85.63</b>		<b>14:31:03.162</b>

<b>P3 59</b>		<b>Andrew DENYER</b>		Yamaha OW01 - me		
IDEAL LAP TIME : 2:04.412		BEST LAP TIME : 2:05.165		DIFFERENCE : 0.753		
LAP	SECTOR 1	SECTOR 2	LAP TIME	MPH	DIFF	TIME OF DAY
1 -		42.750	2:13.054	80.32	7.889	14:22:40.344
2 -	1:24.122	42.000	2:06.122 (3)	84.74	0.957	14:24:46.466
3 -	1:24.512	42.290	2:06.802	84.28	1.637	14:26:53.268
4 -	<b>1:22.999</b>	42.166	<b>2:05.165 (1)</b>	<b>85.39</b>		<b>14:28:58.433</b>
5 -	1:23.782	<b>41.413</b>	2:05.195 (2)	85.37	0.030	14:31:03.628

<b>P4 15</b>		<b>Daniel MERCER</b>		Yamaha R6 - Merc&Co Racing, Apex2Apex promotions, Electric		
IDEAL LAP TIME : 2:06.276		BEST LAP TIME : 2:06.551		DIFFERENCE : 0.275		
LAP	SECTOR 1	SECTOR 2	LAP TIME	MPH	DIFF	TIME OF DAY
1 -		43.255	2:15.497	78.88	8.946	14:22:42.787
2 -	1:26.075	43.839	2:09.914	82.27	3.363	14:24:52.701
3 -	1:25.099	42.286	2:07.385 (3)	83.90	0.834	14:27:00.086
4 -	<b>1:24.224</b>	42.327	<b>2:06.551 (1)</b>	<b>84.45</b>		<b>14:29:06.637</b>
5 -	1:24.595	<b>42.052</b>	2:06.647 (2)	84.39	0.096	14:31:13.284

<b>P5 16</b>		<b>Jason LOOMES</b>		Yamaha R6 -		
IDEAL LAP TIME : 2:05.502		BEST LAP TIME : 2:05.612		DIFFERENCE : 0.110		
LAP	SECTOR 1	SECTOR 2	LAP TIME	MPH	DIFF	TIME OF DAY
1 -		44.926	2:24.212	74.11	18.600	14:22:51.502
2 -	1:25.999	42.383	2:08.382	83.25	2.770	14:24:59.884
3 -	1:24.863	42.217	2:07.080 (3)	84.10	1.468	14:27:06.964
4 -	<b>1:23.982</b>	41.630	<b>2:05.612 (1)</b>	<b>85.08</b>		<b>14:29:12.576</b>
5 -	1:24.652	<b>41.520</b>	2:06.172 (2)	84.71	0.560	14:31:18.748

<b>P6 444</b>		<b>Vincent BUTLER</b>		Yamaha YZF R6 - Me		
IDEAL LAP TIME : 2:07.514		BEST LAP TIME : 2:08.657		DIFFERENCE : 1.143		
LAP	SECTOR 1	SECTOR 2	LAP TIME	MPH	DIFF	TIME OF DAY
1 -		43.020	2:15.224	79.03	6.567	14:22:42.514
2 -	1:26.014	43.804	2:09.818	82.33	1.161	14:24:52.332
3 -	1:26.671	42.927	2:09.598 (3)	82.47	0.941	14:27:01.930
4 -	<b>1:25.228</b>	43.613	2:08.841 (2)	82.95	0.184	14:29:10.771
5 -	1:26.371	<b>42.286</b>	<b>2:08.657 (1)</b>	<b>83.07</b>		<b>14:31:19.428</b>



# BMCRC - MRO Championships 2024 - Rnd 3 @ Snetterton 300

## BMCRC Thunderbike Sport & BMCRC Supertwins

### RACE 6 - SECTOR ANALYSIS



SECTOR 1 = FL to I1, SECTOR 2 = I1 to FL, DIFF = Difference To Personal Best Lap, P = Crossed Finish Line in Pit Lane, D = Time Disallowed

P7 77 Joe WHITE		Suzuki GSXR 600 MAIN - The Race Shack /Just In Graphics				
IDEAL LAP TIME : 2:08.763		BEST LAP TIME : 2:08.898		DIFFERENCE : 0.135		
LAP	SECTOR 1	SECTOR 2	LAP TIME	MPH	DIFF	TIME OF DAY
1 -		43.600	2:17.424	77.77	8.526	14:22:44.714
2 -	1:26.585	42.718	2:09.303 (2)	82.65	0.405	14:24:54.017
3 -	1:27.166	<b>42.376</b>	2:09.542	82.50	0.644	14:27:03.559
4 -	<b>1:26.387</b>	42.511	<b>2:08.898 (1)</b>	<b>82.91</b>		<b>14:29:12.457</b>
5 -	1:27.103	42.409	2:09.512 (3)	82.52	0.614	14:31:21.969

P8 100 SUP Craig HOWTON		Kawasaki ER6N - ME				
IDEAL LAP TIME : 2:08.484		BEST LAP TIME : 2:09.096		DIFFERENCE : 0.612		
LAP	SECTOR 1	SECTOR 2	LAP TIME	MPH	DIFF	TIME OF DAY
1 -		43.271	2:17.020	78.00	7.924	14:22:44.310
2 -	1:26.226	43.232	2:09.458 (3)	82.56	0.362	14:24:53.768
3 -	<b>1:25.836</b>	43.359	2:09.195 (2)	82.72	0.099	14:27:02.963
4 -	1:27.086	43.558	2:10.644	81.81	1.548	14:29:13.607
5 -	1:26.448	<b>42.648</b>	<b>2:09.096 (1)</b>	<b>82.79</b>		<b>14:31:22.703</b>

P9 7 R Darren TAYLOR		Kawasaki ZX6R - Watton Auto Centre				
IDEAL LAP TIME : 2:09.456		BEST LAP TIME : 2:10.144		DIFFERENCE : 0.688		
LAP	SECTOR 1	SECTOR 2	LAP TIME	MPH	DIFF	TIME OF DAY
1 -		43.787	2:18.371	77.24	8.227	14:22:45.661
2 -	<b>1:26.250</b>	43.894	<b>2:10.144 (1)</b>	<b>82.12</b>		<b>14:24:55.805</b>
3 -	1:27.745	<b>43.206</b>	2:10.951	81.61	0.807	14:27:06.756
4 -	1:26.831	43.670	2:10.501 (2)	81.90	0.357	14:29:17.257
5 -	1:26.937	43.987	2:10.924 (3)	81.63	0.780	14:31:28.181

P10 81 SUP Malvern MAY		Aprilia RS660 - IMP racing				
IDEAL LAP TIME : 2:09.654		BEST LAP TIME : 2:10.216		DIFFERENCE : 0.562		
LAP	SECTOR 1	SECTOR 2	LAP TIME	MPH	DIFF	TIME OF DAY
1 -		43.541	2:19.307	76.72	9.091	14:22:46.597
2 -	1:27.170	<b>43.046</b>	<b>2:10.216 (1)</b>	<b>82.07</b>		<b>14:24:56.813</b>
3 -	1:28.018	43.427	2:11.445	81.31	1.229	14:27:08.258
4 -	1:27.302	43.240	2:10.542 (3)	81.87	0.326	14:29:18.800
5 -	<b>1:26.608</b>	43.660	2:10.268 (2)	82.04	0.052	14:31:29.068

P11 2 Andrew GILL		Kawasaki ZXR400 -				
IDEAL LAP TIME : 2:08.262		BEST LAP TIME : 2:08.452		DIFFERENCE : 0.190		
LAP	SECTOR 1	SECTOR 2	LAP TIME	MPH	DIFF	TIME OF DAY
1 -		44.089	2:21.301	75.64	12.849	14:22:48.591
2 -	<b>1:25.503</b>	42.949	<b>2:08.452 (1)</b>	<b>83.20</b>		<b>14:24:57.043</b>
3 -	1:27.066	43.727	2:10.793 (3)	81.71	2.341	14:27:07.836
4 -	1:28.355	<b>42.759</b>	2:11.114	81.51	2.662	14:29:18.950
5 -	1:26.547	43.953	2:10.500 (2)	81.90	2.048	14:31:29.450

P12 48 Shaun WALLIS		Yamaha R6 - MBC Despatch Racing				
IDEAL LAP TIME : 2:08.946		BEST LAP TIME : 2:09.199		DIFFERENCE : 0.253		
LAP	SECTOR 1	SECTOR 2	LAP TIME	MPH	DIFF	TIME OF DAY
1 -		45.957	2:25.089	73.66	15.890	14:22:52.379
2 -	1:26.828	44.061	2:10.889	81.65	1.690	14:25:03.268
3 -	1:25.882	<b>43.789</b>	2:09.671 (2)	82.42	0.472	14:27:12.939
4 -	<b>1:25.157</b>	44.042	<b>2:09.199 (1)</b>	<b>82.72</b>		<b>14:29:22.138</b>
5 -	1:25.984	43.959	2:09.943 (3)	82.25	0.744	14:31:32.081

# BMCRC - MRO Championships 2024 - Rnd 3 @ Snetterton 300

## BMCRC Thunderbike Sport & BMCRC Supertwins

### RACE 6 - SECTOR ANALYSIS



SECTOR 1 = FL to I1, SECTOR 2 = I1 to FL, DIFF = Difference To Personal Best Lap, P = Crossed Finish Line in Pit Lane, D = Time Disallowed

P13 888 SUP		Brandon WRIGHT		Suzukia SV 650 - 888 Vapour		
IDEAL LAP TIME : 2:09.958		BEST LAP TIME : 2:10.084		DIFFERENCE : 0.126		
LAP	SECTOR 1	SECTOR 2	LAP TIME	MPH	DIFF	TIME OF DAY
1 -		44.087	2:21.141	75.72	11.057	14:22:48.431
2 -	1:30.471	43.805	2:14.276	79.59	4.192	14:25:02.707
3 -	1:28.367	43.106	2:11.473 (3)	81.29	1.389	14:27:14.180
4 -	<b>1:27.004</b>	43.080	<b>2:10.084 (1)</b>	<b>82.16</b>		<b>14:29:24.264</b>
5 -	1:28.159	<b>42.954</b>	2:11.113 (2)	81.51	1.029	14:31:35.377

P14 70		Lee BELLOTTI		Kawasaki ZX6R - Happy 70th Birthday Linda Bellotti (MuM)		
IDEAL LAP TIME : 2:12.367		BEST LAP TIME : 2:12.881		DIFFERENCE : 0.514		
LAP	SECTOR 1	SECTOR 2	LAP TIME	MPH	DIFF	TIME OF DAY
1 -		<b>44.427</b>	2:22.441	75.03	9.560	14:22:49.731
2 -	1:28.389	44.706	2:13.095 (2)	80.30	0.214	14:25:02.826
3 -	1:28.955	44.463	2:13.418	80.10	0.537	14:27:16.244
4 -	1:28.182	44.699	<b>2:12.881 (1)</b>	<b>80.43</b>		<b>14:29:29.125</b>
5 -	<b>1:27.940</b>	45.190	2:13.130 (3)	80.28	0.249	14:31:42.255

P15 68		Mark HILL		DUCATI S2R - Mhp exhausts, Knight RR		
IDEAL LAP TIME : 2:12.365		BEST LAP TIME : 2:12.365		DIFFERENCE : 0.000		
LAP	SECTOR 1	SECTOR 2	LAP TIME	MPH	DIFF	TIME OF DAY
1 -		44.712	2:20.851	75.88	8.486	14:22:48.141
2 -	1:28.358	45.034	2:13.392 (3)	80.12	1.027	14:25:01.533
3 -	1:29.937	45.341	2:15.278	79.00	2.913	14:27:16.811
4 -	1:28.394	44.707	2:13.101 (2)	80.30	0.736	14:29:29.912
5 -	<b>1:27.724</b>	<b>44.641</b>	<b>2:12.365 (1)</b>	<b>80.74</b>		<b>14:31:42.277</b>

P16 402 R		Kaine FARR		Suzuki GSXR - The Elms B&B Snetterton		
IDEAL LAP TIME : 2:09.799		BEST LAP TIME : 2:09.799		DIFFERENCE : 0.000		
LAP	SECTOR 1	SECTOR 2	LAP TIME	MPH	DIFF	TIME OF DAY
1 -		45.637	2:25.907	73.25	16.108	14:22:53.197
2 -	1:28.644	45.354	2:13.998	79.76	4.199	14:25:07.195
3 -	1:28.002	44.742	2:12.744 (2)	80.51	2.945	14:27:19.939
4 -	1:28.005	45.208	2:13.213 (3)	80.23	3.414	14:29:33.152
5 -	<b>1:25.478</b>	<b>44.321</b>	<b>2:09.799 (1)</b>	<b>82.34</b>		<b>14:31:42.951</b>

P17 27 SUP		Ben BROWN		Yamaha R7 - Hunts Motorcycles		
IDEAL LAP TIME : 2:12.000		BEST LAP TIME : 2:12.423		DIFFERENCE : 0.423		
LAP	SECTOR 1	SECTOR 2	LAP TIME	MPH	DIFF	TIME OF DAY
1 -		45.753	2:24.169	74.13	11.746	14:22:51.459
2 -	1:29.805	<b>43.863</b>	2:13.668	79.95	1.245	14:25:05.127
3 -	1:28.232	44.191	<b>2:12.423 (1)</b>	<b>80.71</b>		<b>14:27:17.550</b>
4 -	1:28.551	44.166	2:12.717 (2)	80.53	0.294	14:29:30.267
5 -	<b>1:28.137</b>	44.598	2:12.735 (3)	80.52	0.312	14:31:43.002

P18 115 SUP		James SVENSEN		Suzuki SV650S - Team TSR - HCL - RG Racing		
IDEAL LAP TIME : 2:13.391		BEST LAP TIME : 2:13.503		DIFFERENCE : 0.112		
LAP	SECTOR 1	SECTOR 2	LAP TIME	MPH	DIFF	TIME OF DAY
1 -		44.837	2:22.370	75.07	8.867	14:22:49.660
2 -	1:30.237	44.609	2:14.846 (3)	79.26	1.343	14:25:04.506
3 -	1:30.566	44.486	2:15.052	79.14	1.549	14:27:19.558
4 -	<b>1:29.204</b>	44.839	2:14.043 (2)	79.73	0.540	14:29:33.601
5 -	1:29.316	<b>44.187</b>	<b>2:13.503 (1)</b>	<b>80.05</b>		<b>14:31:47.104</b>

# BMCRC - MRO Championships 2024 - Rnd 3 @ Snetterton 300

## BMCRC Thunderbike Sport & BMCRC Supertwins

### RACE 6 - SECTOR ANALYSIS



SECTOR 1 = FL to I1, SECTOR 2 = I1 to FL, DIFF = Difference To Personal Best Lap, P = Crossed Finish Line in Pit Lane, D = Time Disallowed

P19 137		Colin McPHERSON		Yamaha R6 -		
IDEAL LAP TIME : 2:12.175		BEST LAP TIME : 2:12.547		DIFFERENCE : 0.372		
LAP	SECTOR 1	SECTOR 2	LAP TIME	MPH	DIFF	TIME OF DAY
1 -		46.243	2:27.282	72.56	14.735	14:22:54.572
2 -	1:30.207	45.289	2:15.496	78.88	2.949	14:25:10.068
3 -	1:30.385	45.098	2:15.483 (3)	78.88	2.936	14:27:25.551
4 -	1:28.337	<b>44.210</b>	<b>2:12.547 (1)</b>	<b>80.63</b>		<b>14:29:38.098</b>
5 -	<b>1:27.965</b>	45.159	2:13.124 (2)	80.28	0.577	14:31:51.222

P20 74 SUP		Daniel BLACK		Suzukis SV650 - Dad		
IDEAL LAP TIME : 2:14.456		BEST LAP TIME : 2:14.821		DIFFERENCE : 0.365		
LAP	SECTOR 1	SECTOR 2	LAP TIME	MPH	DIFF	TIME OF DAY
1 -		45.577	2:25.216	73.60	10.395	14:22:52.506
2 -	<b>1:29.766</b>	45.608	2:15.374 (3)	78.95	0.553	14:25:07.880
3 -	1:29.989	44.832	<b>2:14.821 (1)</b>	<b>79.27</b>		<b>14:27:22.701</b>
4 -	1:30.307	<b>44.690</b>	2:14.997 (2)	79.17	0.176	14:29:37.698
5 -	1:30.735	45.495	2:16.230	78.45	1.409	14:31:53.928

P21 51		Paul BEESLEY		Yamaha R6 -		
IDEAL LAP TIME : 2:14.100		BEST LAP TIME : 2:14.100		DIFFERENCE : 0.000		
LAP	SECTOR 1	SECTOR 2	LAP TIME	MPH	DIFF	TIME OF DAY
1 -		45.297	2:26.120	73.14	12.020	14:22:53.410
2 -	1:31.611	45.555	2:17.166	77.92	3.066	14:25:10.576
3 -	1:30.195	45.312	2:15.507 (3)	78.87	1.407	14:27:26.083
4 -	1:29.240	46.254	2:15.494 (2)	78.88	1.394	14:29:41.577
5 -	<b>1:29.236</b>	<b>44.864</b>	<b>2:14.100 (1)</b>	<b>79.70</b>		<b>14:31:55.677</b>

P22 90		Jack WOLFF		Yamaha R6 -		
IDEAL LAP TIME : 2:14.897		BEST LAP TIME : 2:15.100		DIFFERENCE : 0.203		
LAP	SECTOR 1	SECTOR 2	LAP TIME	MPH	DIFF	TIME OF DAY
1 -		46.750	2:26.670	72.87	11.570	14:22:53.960
2 -	1:30.258	45.676	2:15.934	78.62	0.834	14:25:09.894
3 -	1:30.108	<b>45.434</b>	2:15.542 (3)	78.85	0.442	14:27:25.436
4 -	1:29.533	45.713	2:15.246 (2)	79.02	0.146	14:29:40.682
5 -	<b>1:29.463</b>	45.637	<b>2:15.100 (1)</b>	<b>79.11</b>		<b>14:31:55.782</b>

P23 21 SUP		Toby FINNIS		Suzuki SV650 - Crawfords/ Tey Farm Systems/ Harlow Ag		
IDEAL LAP TIME : 2:14.635		BEST LAP TIME : 2:14.860		DIFFERENCE : 0.225		
LAP	SECTOR 1	SECTOR 2	LAP TIME	MPH	DIFF	TIME OF DAY
1 -		46.293	2:27.460	72.48	12.600	14:22:54.750
2 -	1:30.870	45.432	2:16.302	78.41	1.442	14:25:11.052
3 -	1:30.224	45.244	2:15.468 (3)	78.89	0.608	14:27:26.520
4 -	<b>1:29.846</b>	45.014	<b>2:14.860 (1)</b>	<b>79.25</b>		<b>14:29:41.380</b>
5 -	1:30.133	<b>44.789</b>	2:14.922 (2)	79.21	0.062	14:31:56.302

P24 293		Leigh SMITH		Suzuki SV650 - Smiths Mechanical Support Ltd, Lamonde Autor		
IDEAL LAP TIME : 2:14.212		BEST LAP TIME : 2:14.655		DIFFERENCE : 0.443		
LAP	SECTOR 1	SECTOR 2	LAP TIME	MPH	DIFF	TIME OF DAY
1 -		45.886	2:28.146	72.14	13.491	14:22:55.436
2 -	1:30.607	45.621	2:16.228	78.45	1.573	14:25:11.664
3 -	1:30.436	45.272	2:15.708 (3)	78.75	1.053	14:27:27.372
4 -	<b>1:29.375</b>	45.280	<b>2:14.655 (1)</b>	<b>79.37</b>		<b>14:29:42.027</b>
5 -	1:30.065	<b>44.837</b>	2:14.902 (2)	79.22	0.247	14:31:56.929

# BMCRC - MRO Championships 2024 - Rnd 3 @ Snetterton 300

## BMCRC Thunderbike Sport & BMCRC Supertwins

### RACE 6 - SECTOR ANALYSIS



SECTOR 1 = FL to I1, SECTOR 2 = I1 to FL, DIFF = Difference To Personal Best Lap, P = Crossed Finish Line in Pit Lane, D = Time Disallowed

P25 64 R		Will SALISBURY		Suzuki GSXR 600 K4 -		
IDEAL LAP TIME : 2:14.306		BEST LAP TIME : 2:14.306		DIFFERENCE : 0.000		
LAP	SECTOR 1	SECTOR 2	LAP TIME	MPH	DIFF	TIME OF DAY
1 -		47.048	2:31.954	70.33	17.648	14:22:59.244
2 -	1:31.283	47.096	2:18.379	77.23	4.073	14:25:17.623
3 -	1:31.043	46.342	2:17.385 (3)	77.79	3.079	14:27:35.008
4 -	1:30.670	46.505	2:17.175 (2)	77.91	2.869	14:29:52.183
5 -	<b>1:29.026</b>	<b>45.280</b>	<b>2:14.306 (1)</b>	<b>79.58</b>		<b>14:32:06.489</b>

P26 5 R		Logan STONE		Yamaha R6 -		
IDEAL LAP TIME : 2:15.003		BEST LAP TIME : 2:15.003		DIFFERENCE : 0.000		
LAP	SECTOR 1	SECTOR 2	LAP TIME	MPH	DIFF	TIME OF DAY
1 -		47.269	2:30.874	70.84	15.871	14:22:58.164
2 -	1:31.570	46.702	2:18.272	77.29	3.269	14:25:16.436
3 -	1:31.452	46.596	2:18.048 (3)	77.42	3.045	14:27:34.484
4 -	1:31.390	46.433	2:17.823 (2)	77.54	2.820	14:29:52.307
5 -	<b>1:28.688</b>	<b>46.315</b>	<b>2:15.003 (1)</b>	<b>79.16</b>		<b>14:32:07.310</b>

P27 175 R		Tom SVENSEN		Suzuki SV650 - Team TSR - HCL Carsales - RG racing		
IDEAL LAP TIME : 2:18.919		BEST LAP TIME : 2:19.384		DIFFERENCE : 0.465		
LAP	SECTOR 1	SECTOR 2	LAP TIME	MPH	DIFF	TIME OF DAY
1 -		47.727	2:32.874	69.91	13.490	14:23:00.164
2 -	<b>1:32.475</b>	46.909	<b>2:19.384 (1)</b>	<b>76.68</b>		<b>14:25:19.548</b>
3 -	1:33.024	<b>46.444</b>	2:19.468 (2)	76.63	0.084	14:27:39.016
4 -	1:32.582	47.868	2:20.450	76.09	1.066	14:29:59.466
5 -	1:32.721	47.246	2:19.967 (3)	76.36	0.583	14:32:19.433

P28 3 SUP		Oliver ARBON		Suzuki SV650 - TT Plumbing & Heating		
IDEAL LAP TIME : 2:18.530		BEST LAP TIME : 2:19.709		DIFFERENCE : 1.179		
LAP	SECTOR 1	SECTOR 2	LAP TIME	MPH	DIFF	TIME OF DAY
1 -		47.646	2:30.813	70.86	11.104	14:22:58.103
2 -	1:33.665	47.389	2:21.054 (3)	75.77	1.345	14:25:19.157
3 -	<b>1:32.197</b>	47.794	2:19.991 (2)	76.34	0.282	14:27:39.148
4 -	1:33.618	47.515	2:21.133	75.73	1.424	14:30:00.281
5 -	1:33.376	<b>46.333</b>	<b>2:19.709 (1)</b>	<b>76.50</b>		<b>14:32:19.990</b>

P29 89 R		Daryl SKINNS		Suzuki GSXR 750 - Indoor Climate Systems UK LTD		
IDEAL LAP TIME : 2:20.177		BEST LAP TIME : 2:20.652		DIFFERENCE : 0.475		
LAP	SECTOR 1	SECTOR 2	LAP TIME	MPH	DIFF	TIME OF DAY
1 -		48.025	2:32.584	70.04	11.932	14:22:59.874
2 -	1:33.681	<b>46.971</b>	<b>2:20.652 (1)</b>	<b>75.98</b>		<b>14:25:20.526</b>
3 -	1:35.095	48.210	2:23.305 (3)	74.58	2.653	14:27:43.831
4 -	1:36.494	48.172	2:24.666	73.88	4.014	14:30:08.497
5 -	<b>1:33.206</b>	47.982	2:21.188 (2)	75.70	0.536	14:32:29.685

P30 14 R		George DAVIES		Suzuki SV650 - J Clay Fitness / Fresh Inkz Tattoo Studio's		
IDEAL LAP TIME : 2:21.129		BEST LAP TIME : 2:21.129		DIFFERENCE : 0.000		
LAP	SECTOR 1	SECTOR 2	LAP TIME	MPH	DIFF	TIME OF DAY
1 -		48.037	2:33.862	69.46	12.733	14:23:01.152
2 -	<b>1:33.514</b>	<b>47.615</b>	<b>2:21.129 (1)</b>	<b>75.73</b>		<b>14:25:22.281</b>
3 -	1:34.061	47.898	2:21.959 (2)	75.28	0.830	14:27:44.240
4 -	1:36.129	47.775	2:23.904	74.27	2.775	14:30:08.144
5 -	1:34.676	47.900	2:22.576 (3)	74.96	1.447	14:32:30.720

# BMCRC - MRO Championships 2024 - Rnd 3 @ Snetterton 300

## BMCRC Thunderbike Sport & BMCRC Supertwins

### RACE 6 - SECTOR ANALYSIS



SECTOR 1 = FL to I1, SECTOR 2 = I1 to FL, DIFF = Difference To Personal Best Lap, P = Crossed Finish Line in Pit Lane, D = Time Disallowed

P31 994		Adrian HOWARD		Suzuki GSXR 600 - Geary Roofing & Building Services			
IDEAL LAP TIME : 2:09.403		BEST LAP TIME : 2:10.145		DIFFERENCE : 0.742			
LAP	SECTOR 1	SECTOR 2	LAP TIME	MPH	DIFF	TIME OF DAY	
1 -		44.940	2:24.158	74.14	14.013	14:22:51.448	
2 -	1:27.862	43.835	2:11.697 (3)	81.15	1.552	14:25:03.145	
3 -	1:27.160	<b>43.165</b>	2:10.325 (2)	82.01	0.180	14:27:13.470	
4 -	<b>1:26.238</b>	43.907	<b>2:10.145 (1)</b>	<b>82.12</b>		<b>14:29:23.615</b>	

P32 55 R		Magnus MANSON-CHUBB		Kawasaki ZXR400L -			
IDEAL LAP TIME : 2:26.763		BEST LAP TIME : 2:27.395		DIFFERENCE : 0.632			
LAP	SECTOR 1	SECTOR 2	LAP TIME	MPH	DIFF	TIME OF DAY	
1 -		<b>49.009</b>	2:37.649	67.79	10.254	14:23:04.939	
2 -	1:38.103	49.292	<b>2:27.395 (1)</b>	<b>72.51</b>		<b>14:25:32.334</b>	

P33 37 SUP		Spencer CARRINGTON		Yamaha R7 - seton tuning			
IDEAL LAP TIME : 2:24.927		BEST LAP TIME :		DIFFERENCE :			
LAP	SECTOR 1	SECTOR 2	LAP TIME	MPH	DIFF	TIME OF DAY	
1 -		<b>47.990</b>	2:34.282	69.27		14:23:01.572	

# BMCRC - MRO Championships 2024 - Rnd 3 @ Snetterton 300

## BMCRC Thunderbike Sport & BMCRC Supertwins

### RACE 6 - BEST SECTORS

SECTOR 1			SECTOR 2			IDEAL / BEST COMPARISON						
POS	NO	NAME	TIME	NO	NAME	TIME	POS	NO	NAME	IDEAL	BEST	DIFF
									<b>PERFECT LAP</b>	<b>2:03.632</b>		
1	9	WETHERELL	1:22.448	9	WETHERELL	41.184	1	9	WETHERELL	2:03.632	2:03.653	0.021
2	59	DENYER	1:22.999	69	RUSSO	41.247	2	59	DENYER	2:04.412	2:05.165	0.753
3	69	RUSSO	1:23.309	59	DENYER	41.413	3	69	RUSSO	2:04.556	2:04.805	0.249
4	16	LOOMES	1:23.982	16	LOOMES	41.520	4	16	LOOMES	2:05.502	2:05.612	0.110
5	15	MERCER	1:24.224	15	MERCER	42.052	5	15	MERCER	2:06.276	2:06.551	0.275
6	48	WALLIS	1:25.157	444	BUTLER	42.286	6	444	BUTLER	2:07.514	2:08.657	1.143
7	444	BUTLER	1:25.228	77	WHITE	42.376	7	2	GILL	2:08.262	2:08.452	0.190
8	402	FARR	1:25.478	100	HOWTON	42.648	8	100	HOWTON	2:08.484	2:09.096	0.612
9	2	GILL	1:25.503	2	GILL	42.759	9	77	WHITE	2:08.763	2:08.898	0.135
10	100	HOWTON	1:25.836	888	WRIGHT	42.954	10	48	WALLIS	2:08.946	2:09.199	0.253
11	994	HOWARD	1:26.238	81	MAY	43.046	11	994	HOWARD	2:09.403	2:10.145	0.742
12	7	TAYLOR	1:26.250	994	HOWARD	43.165	12	7	TAYLOR	2:09.456	2:10.144	0.688
13	77	WHITE	1:26.387	7	TAYLOR	43.206	13	81	MAY	2:09.654	2:10.216	0.562
14	81	MAY	1:26.608	48	WALLIS	43.789	14	402	FARR	2:09.799	2:09.799	0.000
15	888	WRIGHT	1:27.004	27	BROWN	43.863	15	888	WRIGHT	2:09.958	2:10.084	0.126
16	68	HILL	1:27.724	115	SVENSEN	44.187	16	27	BROWN	2:12.000	2:12.423	0.423
17	70	BELLOTTI	1:27.940	137	McPHERSON	44.210	17	137	McPHERSON	2:12.175	2:12.547	0.372
18	137	McPHERSON	1:27.965	402	FARR	44.321	18	68	HILL	2:12.365	2:12.365	0.000
19	27	BROWN	1:28.137	70	BELLOTTI	44.427	19	70	BELLOTTI	2:12.367	2:12.881	0.514
20	5	STONE	1:28.688	68	HILL	44.641	20	115	SVENSEN	2:13.391	2:13.503	0.112
21	64	SALISBURY	1:29.026	74	BLACK	44.690	21	51	BEESLEY	2:14.100	2:14.100	0.000
22	115	SVENSEN	1:29.204	21	FINNIS	44.789	22	293	SMITH	2:14.212	2:14.655	0.443
23	51	BEESLEY	1:29.236	293	SMITH	44.837	23	64	SALISBURY	2:14.306	2:14.306	0.000
24	293	SMITH	1:29.375	51	BEESLEY	44.864	24	74	BLACK	2:14.456	2:14.821	0.365
25	90	WOLFF	1:29.463	64	SALISBURY	45.280	25	21	FINNIS	2:14.635	2:14.860	0.225
26	74	BLACK	1:29.766	90	WOLFF	45.434	26	90	WOLFF	2:14.897	2:15.100	0.203
27	21	FINNIS	1:29.846	5	STONE	46.315	27	5	STONE	2:15.003	2:15.003	0.000
28	3	ARBON	1:32.197	3	ARBON	46.333	28	3	ARBON	2:18.530	2:19.709	1.179
29	175	SVENSEN	1:32.475	175	SVENSEN	46.444	29	175	SVENSEN	2:18.919	2:19.384	0.465
30	89	SKINNS	1:33.206	89	SKINNS	46.971	30	89	SKINNS	2:20.177	2:20.652	0.475
31	14	DAVIES	1:33.514	14	DAVIES	47.615	31	14	DAVIES	2:21.129	2:21.129	0.000
32	37	CARRINGTON	1:36.937	37	CARRINGTON	47.990	32	37	CARRINGTON	2:24.927		
33	55	MANSON-CHUBB	1:37.754	55	MANSON-CHUBB	49.009	33	55	MANSON-CHUBB	2:26.763	2:27.395	0.632
34												

# BMCRC - MRO Championships 2024 - Rnd 3 @ Snetterton 300

## BMCRC Thunderbike Sport & BMCRC Supertwins

### RACE 6 - STATISTICS

**Competitors Started** 34  
**Planned Start** 2024-05-04 @ 13:35:00.000  
**Actual Start** 2024-05-04 @ 14:20:27.289  
**Finish Time** 2024-05-04 @ 14:30:52.686  
**Track Length** 2.9689mi.  
**Total Laps** 157  
**Total Distance Covered** 466.1191mi.

#### Session Fastest Lap History

NO	CL	NAME	LAP TIME	TIME OF DAY	LAP	VEHICLE
9		Matt WETHERELL	2:03.653	14:24:40.123	2	Suzuki GSXR 600

#### Session Leader History

NO	CL	NAME	FROM LAP	LAPS LED	DISTANCE	VEHICLE
9		Matt WETHERELL	1	5	14.84 miles	Suzuki GSXR 600

#### Flag History

TYPE	TIME OF DAY
GREEN	14:20:27.289
FINISH	14:30:52.686

#### Flag Statistics

TYPE	COUNT	TOTAL LAPS	TOTAL TIME
Green	1	5	12:12.038
Red	0	0	0.000
Safety Car	0	0	0.000
FCY	0	0	0.000

# BMCRC - MRO Championships 2024 - Rnd 3 @ Snetterton 300

## BMCRC Thunderbike Sport & BMCRC Supertwins

### RACE 6 - STATISTICS

**CLASS :**

16 Starters

#### Fastest Lap History

NO	NAME	LAP TIME	TIME OF DAY	LAP	VEHICLE
9	Matt WETHERELL	2:03.653	14:24:40.123	2	Suzuki GSXR 600

#### Leader History

NO	NAME	FROM LAP	LAPS LED	DISTANCE	VEHICLE
9	Matt WETHERELL	1	5	14.84 miles	Suzuki GSXR 600



# BMCRC - MRO Championships 2024 - Rnd 3 @ Snetterton 300

## BMCRC Thunderbike Sport & BMCRC Supertwins

### RACE 6 - STATISTICS

**CLASS : R**

8 Starters

#### Fastest Lap History

NO	NAME	LAP TIME	TIME OF DAY	LAP	VEHICLE
7	Darren TAYLOR	<b>2:10.144</b>	14:24:55.824	2	Kawasaki ZX6R
402	Kaine FARR	<b>2:09.799</b>	14:31:42.967	5	Suzuki GSXR

#### Leader History

NO	NAME	FROM LAP	LAPS LED	DISTANCE	VEHICLE
7	Darren TAYLOR	1	5	14.84 miles	Kawasaki ZX6R

# BMCRC - MRO Championships 2024 - Rnd 3 @ Snetterton 300

## BMCRC Thunderbike Sport & BMCRC Supertwins

### RACE 6 - STATISTICS

CLASS : SUP

10 Starters

#### Fastest Lap History

NO	NAME	LAP TIME	TIME OF DAY	LAP	VEHICLE
100	Craig HOWTON	2:09.458	14:24:53.778	2	Kawasaki ER6N
100	Craig HOWTON	2:09.195	14:27:02.972	3	Kawasaki ER6N
100	Craig HOWTON	2:09.096	14:31:22.718	5	Kawasaki ER6N

#### Leader History

NO	NAME	FROM LAP	LAPS LED	DISTANCE	VEHICLE
100	Craig HOWTON	1	5	14.84 miles	Kawasaki ER6N



# BMCRC - MRO Championships 2024 - Rnd 3 @ Snetterton 300

## BMCRC Thunderbike Sport & BMCRC Supertwins

### RACE 17 - GRID (5 Laps)

ROW 12			34	37	Spencer CARRINGTON		
ROW 11		2:27.395	33	55	Magnus MANSON-CHUBB	2:21.129	2:20.652
			32	14	George DAVIES		
ROW 10	2:19.709		29	175	Tom SVENSEN	2:15.100	
			28	90	Jack WOLFF		
ROW 9		2:15.003	27	5	Logan STONE	2:14.860	2:14.821
			26	21	Toby FINNIS		
ROW 8	2:14.655		23	64	Will SALISBURY	2:14.100	
			22	51	Paul BEESLEY		
ROW 7		2:13.503	21	115	James SVENSEN	2:12.881	2:12.547
			20	70	Lee BELLOTTI		
ROW 6	2:12.423		17	68	Mark HILL	2:10.216	
			16	81	Malvern MAY		
ROW 5		2:10.145	15	994	Adrian HOWARD	2:10.144	
			14	7	Darren TAYLOR		
ROW 4	2:10.084		11	402	Kaine FARR		
		2:09.799	10	59	Andrew DENYER		
ROW 3		2:09.199	9	48	Shaun WALLIS	2:09.096	2:08.898
			8	100	Craig HOWTON		
ROW 2	2:08.657		5	2	Andrew GILL	2:06.551	
		2:08.452	4	15	Daniel MERCER		
ROW 1		2:05.612	3	16	Jason LOOMES	2:04.805	2:03.653
			2	69	Tony RUSSO		
			1	9	Matt WETHERELL		
							<b>Pole</b>

These results are provisional until the conclusion of any judicial and technical matters.

Snetterton 300: 2.9689 miles

Clerk Of Course:	Stewards:	Timekeeper:	<i>Craig Smith</i>	
------------------	-----------	-------------	--------------------	--

Results can be found at [www.tsl-timing.com](http://www.tsl-timing.com)

Printed - 15:01 Saturday, 04 May 2024





# BMCRC - MRO Championships 2024 - Rnd 3 @ Snetterton 300

## BMCRC Thunderbike Sport & BMCRC Supertwins

### RACE 17 - CLASSIFICATION

Race Distance: 4 Laps / 11.87 miles

POS	NO	CL	PIC	NAME	ENTRY	LAPS	TIME	GAP	DIFF	MPH	BEST	ON	GRD	↑↓
1	9		1	Matt WETHERELL	Suzuki GSXR 600 - Lamonde Racing	4	8:19.964			85.51	2:03.342	3	1	0
2	69		2	Tony RUSSO	Yamaha R6 - Wymark Lubricants	4	8:31.917	11.953	11.953	83.51	2:05.923	2	2	0
3	16		3	Jason LOOMES	Yamaha R6 -	4	8:33.293	13.329	1.376	83.29	2:05.252	3	3	0
4	444		4	Vincent BUTLER	Yamaha YZF R6 - Me	4	8:41.238	21.274	7.945	82.02	2:08.761	3	6	2
5	15		5	Daniel MERCER	Yamaha R6 - Merc&Co Racing, Apex2Apex promotions, Ele	4	8:41.636	21.672	0.398	81.95	2:08.298	2	4	-1
6	77		6	Joe WHITE	Suzuki GSXR 600 MAIN - The Race Shack /Just In Graphics	4	8:41.707	21.743	0.071	81.94	2:08.033	4	7	1
7	100	SUP	1	Craig HOWTON	Kawasaki ER6N - ME	4	8:43.772	23.808	2.065	81.62	2:07.938	3	8	1
8	2		7	Andrew GILL	Kawasaki ZXR400 -	4	8:45.484	25.520	1.712	81.35	2:08.572	3	5	-3
9	48		8	Shaun WALLIS	Yamaha R6 - MBC Despatch Racing	4	8:47.728	27.764	2.244	81.01	2:08.405	4	9	0
10	7	R	1	Darren TAYLOR	Kawasaki ZX6R - Watton Auto Centre	4	8:48.919	28.955	1.191	80.82	2:09.383	2	14	4
11	888	SUP	2	Brandon WRIGHT	Suzukia SV 650 - 888 Vapour	4	8:49.225	29.261	0.306	80.78	2:09.660	4	12	1
12	68	SUP	3	Mark HILL	DUCATI S2R - Mhp exhausts, Knight RR	4	8:51.718	31.754	2.493	80.40	2:10.303	3	17	5
13	27	SUP	4	Ben BROWN	Yamaha R7 - Hunts Motorcycles	4	8:54.733	34.769	3.015	79.95	2:10.203	4	18	5
14	994		9	Adrian HOWARD	Suzuki GSXR 600 - Geary Roofing & Building Services	4	8:54.808	34.844	0.075	79.93	2:11.282	4	15	1
15	181	SUP	5	Neil CONNELL	Suzuki SV650 - Helite Airvests	4	8:55.090	35.126	0.282	79.89	2:10.552	4	13	-2
16	81	SUP	6	Malvern MAY	Aprilia RS660 - IMP racing	4	9:00.409	40.445	5.319	79.11	2:11.928	3	16	0
17	402	R	2	Kaine FARR	Suzuki GSXR - The Elms B&B Snetterton	4	9:01.342	41.378	0.933	78.97	2:12.636	2	11	-6
18	115	SUP	7	James SVENSEN	Suzuki SV650S - Team TSR - HCL - RG Racing	4	9:01.729	41.765	0.387	78.91	2:12.251	4	21	3
19	70		10	Lee BELLOTTI	Kawasaki ZX6R - Happy 70th Birthday Linda Bellotti (MuM)	4	9:05.348	45.384	3.619	78.39	2:13.370	3	20	1
20	137		11	Colin McPHERSON	Yamaha R6 -	4	9:09.638	49.674	4.290	77.78	2:14.187	3	19	-1
21	51		12	Paul BEESLEY	Yamaha R6 -	4	9:14.695	54.731	5.057	77.07	2:15.669	2	22	1
22	90		13	Jack WOLFF	Yamaha R6 -	4	9:15.010	55.046	0.315	77.02	2:15.421	2	28	6
23	74	SUP	8	Daniel BLACK	Suzukis SV650 - Dad	4	9:15.968	56.004	0.958	76.89	2:15.173	2	25	2
24	293		14	Leigh SMITH	Suzuki SV650 - Smiths Mechanical Support Ltd, Lamonde A	4	9:16.197	56.233	0.229	76.86	2:15.391	2	24	0
25	5	R	3	Logan STONE	Yamaha R6 -	4	9:31.845	1:11.881	15.648	74.76	2:20.854	3	27	2
26	3	SUP	9	Oliver ARBON	Suzuki SV650 - TT Plumbing & Heating	4	9:31.975	1:12.011	0.130	74.74	2:20.424	4	30	4
27	89	R	4	Daryl SKINNS	Suzuki GSXR 750 - Indoor Climate Systems UK LTD	4	9:32.488	1:12.524	0.513	74.67	2:19.497	3	31	4
28	175	R	5	Tom SVENSEN	Suzuki SV650 - Team TSR - HCL Carsales - RG racing	4	9:32.645	1:12.681	0.157	74.65	2:20.002	2	29	1
29	55	R	6	Magnus MANSON-CHUBB	Kawasaki ZXR400L -	4	9:46.393	1:26.429	13.748	72.90	2:22.590	2	33	4
30	14	R	7	George DAVIES	Suzuki SV650 - J Clay Fitness / Fresh Inkz Tattoo Studio's	4	10:04.564	1:44.600	18.171	70.71	2:23.814	2	32	2

#### FASTEST LAP

9	Matt WETHERELL	Suzuki GSXR 600 - Lamonde Racing	3	2:03.342	86.65 mph	139.45 kph
100	SUP	Craig HOWTON	3	2:07.938	83.54 mph	134.44 kph
7	R	Darren TAYLOR	2	2:09.383	82.60 mph	132.94 kph

#### Comments:

Class - 92.5% of Race Speed = 79.09 mph  
 Class SUP - 92.5% of Race Speed = 75.49 mph  
 Class R - 92.5% of Race Speed = 74.75 mph

Weather / Track : Cloudy / Dry

Date: 04/05/2024 Start: 18:00 Finish: 18:08

These results are provisional until the conclusion of any judicial and technical matters.


Snetterton 300: 2.9689 miles

Clerk Of Course:

Stewards:

Timekeeper:

*Craig Smith*



Results can be found at [www.tsl-timing.com](http://www.tsl-timing.com)

Printed - 18:53 Saturday, 04 May 2024



# BMCRC - MRO Championships 2024 - Rnd 3 @ Snetterton 300

## BMCRC Thunderbike Sport & BMCRC Supertwins

### RACE 17 - LAP CHART

LAP 1 @ 18:02:28.195			LAP 2 @ 18:04:31.850			LAP 3 @ 18:06:35.192			LAP 4 @ 18:08:38.937		
NO	BEHIND	LAP TIME	NO	BEHIND	LAP TIME	NO	BEHIND	LAP TIME	NO	BEHIND	LAP TIME
9		2:09.222	9		2:03.655	9		2:03.342	9		2:03.745
69	2.464	2:11.686	69	4.732	2:05.923	69	8.210	2:06.820	69	11.953	2:07.488
444	4.984	2:14.206	16	9.886	2:07.427	16	11.796	2:05.252	16	13.329	2:05.278
16	6.114	2:15.336	444	10.299	2:08.970	444	15.718	2:08.761	444	21.274	2:09.301
15	6.377	2:15.599	15	11.020	2:08.298	15	16.701	2:09.023	15	21.672	2:08.716
77	7.015	2:16.237	77	12.668	2:09.308	77	17.455	2:08.129	77	21.743	2:08.033
2	7.517	2:16.739	100	13.849	2:09.658	100	18.445	2:07.938	100	23.808	2:09.108
100	7.846	2:17.068	2	13.944	2:10.082	2	19.174	2:08.572	2	25.520	2:10.091
48	8.328	2:17.550	7	14.307	2:09.383	7	21.820	2:10.855	48	27.764	2:08.405
7	8.579	2:17.801	48	15.763	2:11.090	48	23.104	2:10.683	7	28.955	2:10.880
888	9.822	2:19.044	888	16.186	2:10.019	888	23.346	2:10.502	888	29.261	2:09.660
68	10.203	2:19.425	68	17.556	2:11.008	68	24.517	2:10.303	68	31.754	2:10.982
181	10.655	2:19.877	994	19.225	2:11.316	994	27.307	2:11.424	27	34.769	2:10.203
81	11.029	2:20.251	181	19.493	2:12.493	27	28.311	2:11.801	994	34.844	2:11.282
994	11.564	2:20.786	27	19.852	2:11.684	181	28.319	2:12.168	181	35.126	2:10.552
27	11.823	2:21.045	81	19.952	2:12.578	81	28.538	2:11.928	81	40.445	2:15.652
402	12.802	2:22.024	402	21.783	2:12.636	402	32.376	2:13.935	402	41.378	2:12.747
115	12.908	2:22.130	115	22.700	2:13.447	115	33.259	2:13.901	115	41.765	2:12.251
90	14.673	2:23.895	70	25.335	2:14.065	70	35.363	2:13.370	70	45.384	2:13.766
70	14.925	2:24.147	90	26.439	2:15.421	137	37.397	2:14.187	137	49.674	2:16.022
51	15.045	2:24.267	137	26.552	2:14.720	90	41.123	2:18.026	51	54.731	2:17.042
137	15.487	2:24.709	51	27.059	2:15.669	51	41.434	2:17.717	90	55.046	2:17.668
74	16.314	2:25.536	74	27.832	2:15.173	74	42.139	2:17.649	74	56.004	2:17.610
293	16.521	2:25.743	293	28.257	2:15.391	293	42.245	2:17.330	293	56.233	2:17.733
5	19.929	2:29.151	5	37.161	2:20.887	5	54.673	2:20.854	5	1:11.881	2:20.953
3	20.511	2:29.733	3	37.650	2:20.794	3	55.332	2:21.024	3	1:12.011	2:20.424
175	22.502	2:31.724	175	38.849	2:20.002	175	55.525	2:20.018	89	1:12.524	2:20.185
89	22.763	2:31.985	89	39.929	2:20.821	89	56.084	2:19.497	175	1:12.681	2:20.901
55	23.802	2:33.024	55	42.737	2:22.590	55	1:03.691	2:24.296	55	1:26.429	2:26.483
14	24.924	2:34.146	14	45.083	2:23.814	14	1:06.075	2:24.334	14	1:44.600	2:42.270

# BMCRC - MRO Championships 2024 - Rnd 3 @ Snetterton 300

## BMCRC Thunderbike Sport & BMCRC Supertwins

### RACE 17 - POSITION CHART

No	Name	Lap Pos	Lap			
			1	2	3	4
9	WETHERELL	1	9	9	9	9
69	RUSSO	2	69	69	69	69
16	LOOMES	3	444	16	16	16
15	MERCER	4	16	444	444	444
2	GILL	5	15	15	15	15
444	BUTLER	6	77	77	77	77
77	WHITE	7	2	100	100	100
100	HOWTON	8	100	2	2	2
48	WALLIS	9	48	7	7	48
402	FARR	10	7	48	48	7
888	WRIGHT	11	888	888	888	888
181	CONNELL	12	68	68	68	68
7	TAYLOR	13	181	994	994	27
994	HOWARD	14	81	181	27	994
81	MAY	15	994	27	181	181
68	HILL	16	27	81	81	81
27	BROWN	17	402	402	402	402
137	McPHERSON	18	115	115	115	115
70	BELLOTTI	19	90	70	70	70
115	SVENSEN	20	70	90	137	137
51	BEESELEY	21	51	137	90	51
293	SMITH	22	137	51	51	90
74	BLACK	23	74	74	74	74
5	STONE	24	293	293	293	293
90	WOLFF	25	5	5	5	5
175	SVENSEN	26	3	3	3	3
3	ARBON	27	175	175	175	89
89	SKINNS	28	89	89	89	175
14	DAVIES	29	55	55	55	55
55	MANSON-CHUBB	30	14	14	14	14

# BMCRC - MRO Championships 2024 - Rnd 3 @ Snetterton 300

## BMCRC Thunderbike Sport & BMCRC Supertwins

### RACE 17 - SECTOR ANALYSIS



SECTOR 1 = FL to I1, SECTOR 2 = I1 to FL, DIFF = Difference To Personal Best Lap, P = Crossed Finish Line in Pit Lane, D = Time Disallowed

P1 9		Matt WETHERELL		Suzuki GSXR 600 - Lamonde Racing		
IDEAL LAP TIME : 2:03.342		BEST LAP TIME : 2:03.342		DIFFERENCE : 0.000		
LAP	SECTOR 1	SECTOR 2	LAP TIME	MPH	DIFF	TIME OF DAY
1 -		41.408	2:09.222	82.71	5.880	18:02:28.195
2 -	1:22.699	40.956	2:03.655 (2)	86.43	0.313	18:04:31.850
3 -	<b>1:22.653</b>	<b>40.689</b>	<b>2:03.342 (1)</b>	<b>86.65</b>		<b>18:06:35.192</b>
4 -	1:22.745	41.000	2:03.745 (3)	86.37	0.403	18:08:38.937

P2 69		Tony RUSSO		Yamaha R6 - Wymark Lubricants		
IDEAL LAP TIME : 2:05.923		BEST LAP TIME : 2:05.923		DIFFERENCE : 0.000		
LAP	SECTOR 1	SECTOR 2	LAP TIME	MPH	DIFF	TIME OF DAY
1 -		41.807	2:11.686	81.16	5.763	18:02:30.659
2 -	<b>1:24.194</b>	<b>41.729</b>	<b>2:05.923 (1)</b>	<b>84.87</b>		<b>18:04:36.582</b>
3 -	1:24.577	42.243	2:06.820 (2)	84.27	0.897	18:06:43.402
4 -	1:24.991	42.497	2:07.488 (3)	83.83	1.565	18:08:50.890

P3 16		Jason LOOMES		Yamaha R6 -		
IDEAL LAP TIME : 2:05.189		BEST LAP TIME : 2:05.252		DIFFERENCE : 0.063		
LAP	SECTOR 1	SECTOR 2	LAP TIME	MPH	DIFF	TIME OF DAY
1 -		43.179	2:15.336	78.97	10.084	18:02:34.309
2 -	1:25.061	42.366	2:07.427 (3)	83.87	2.175	18:04:41.736
3 -	1:23.667	<b>41.585</b>	<b>2:05.252 (1)</b>	<b>85.33</b>		<b>18:06:46.988</b>
4 -	<b>1:23.604</b>	41.674	2:05.278 (2)	85.31	0.026	18:08:52.266

P4 444		Vincent BUTLER		Yamaha YZF R6 - Me		
IDEAL LAP TIME : 2:08.314		BEST LAP TIME : 2:08.761		DIFFERENCE : 0.447		
LAP	SECTOR 1	SECTOR 2	LAP TIME	MPH	DIFF	TIME OF DAY
1 -		<b>42.738</b>	2:14.206	79.63	5.445	18:02:33.179
2 -	1:25.959	43.011	2:08.970 (2)	82.87	0.209	18:04:42.149
3 -	<b>1:25.576</b>	43.185	<b>2:08.761 (1)</b>	<b>83.00</b>		<b>18:06:50.910</b>
4 -	1:25.884	43.417	2:09.301 (3)	82.66	0.540	18:09:00.211

P5 15		Daniel MERCER		Yamaha R6 - Merc&Co Racing, Apex2Apex promotions, Electric		
IDEAL LAP TIME : 2:07.566		BEST LAP TIME : 2:08.298		DIFFERENCE : 0.732		
LAP	SECTOR 1	SECTOR 2	LAP TIME	MPH	DIFF	TIME OF DAY
1 -		43.270	2:15.599	78.82	7.301	18:02:34.572
2 -	1:25.928	<b>42.370</b>	<b>2:08.298 (1)</b>	<b>83.30</b>		<b>18:04:42.870</b>
3 -	1:25.280	43.743	2:09.023 (3)	82.83	0.725	18:06:51.893
4 -	<b>1:25.196</b>	43.520	2:08.716 (2)	83.03	0.418	18:09:00.609

P6 77		Joe WHITE		Suzuki GSXR 600 MAIN - The Race Shack /Just In Graphics		
IDEAL LAP TIME : 2:07.957		BEST LAP TIME : 2:08.033		DIFFERENCE : 0.076		
LAP	SECTOR 1	SECTOR 2	LAP TIME	MPH	DIFF	TIME OF DAY
1 -		43.660	2:16.237	78.45	8.204	18:02:35.210
2 -	1:26.193	43.115	2:09.308 (3)	82.65	1.275	18:04:44.518
3 -	1:25.551	<b>42.578</b>	2:08.129 (2)	83.41	0.096	18:06:52.647
4 -	<b>1:25.379</b>	42.654	<b>2:08.033 (1)</b>	<b>83.47</b>		<b>18:09:00.680</b>

P7 100 SUP		Craig HOWTON		Kawasaki ER6N - ME		
IDEAL LAP TIME : 2:07.938		BEST LAP TIME : 2:07.938		DIFFERENCE : 0.000		
LAP	SECTOR 1	SECTOR 2	LAP TIME	MPH	DIFF	TIME OF DAY
1 -		43.636	2:17.068	77.97	9.130	18:02:36.041
2 -	1:26.542	43.116	2:09.658 (3)	82.43	1.720	18:04:45.699
3 -	<b>1:25.381</b>	<b>42.557</b>	<b>2:07.938 (1)</b>	<b>83.54</b>		<b>18:06:53.637</b>
4 -	1:25.792	43.316	2:09.108 (2)	82.78	1.170	18:09:02.745

# BMCRC - MRO Championships 2024 - Rnd 3 @ Snetterton 300

## BMCRC Thunderbike Sport & BMCRC Supertwins

### RACE 17 - SECTOR ANALYSIS



SECTOR 1 = FL to I1, SECTOR 2 = I1 to FL, DIFF = Difference To Personal Best Lap, P = Crossed Finish Line in Pit Lane, D = Time Disallowed

P8		2		Andrew GILL		Kawasaki ZXR400 -	
IDEAL LAP TIME : 2:08.572		BEST LAP TIME : 2:08.572		DIFFERENCE : 0.000			
LAP	SECTOR 1	SECTOR 2	LAP TIME	MPH	DIFF	TIME OF DAY	
1 -		43.135	2:16.739	78.16	8.167	18:02:35.712	
2 -	1:26.802	43.280	2:10.082 (2)	82.16	1.510	18:04:45.794	
3 -	<b>1:25.935</b>	<b>42.637</b>	<b>2:08.572 (1)</b>	<b>83.12</b>		<b>18:06:54.366</b>	
4 -	1:26.391	43.700	2:10.091 (3)	82.15	1.519	18:09:04.457	

P9		48		Shaun WALLIS		Yamaha R6 - MBC Despatch Racing	
IDEAL LAP TIME : 2:08.405		BEST LAP TIME : 2:08.405		DIFFERENCE : 0.000			
LAP	SECTOR 1	SECTOR 2	LAP TIME	MPH	DIFF	TIME OF DAY	
1 -		43.871	2:17.550	77.70	9.145	18:02:36.523	
2 -	1:27.111	43.979	2:11.090 (3)	81.53	2.685	18:04:47.613	
3 -	1:26.156	44.527	2:10.683 (2)	81.78	2.278	18:06:58.296	
4 -	<b>1:25.494</b>	<b>42.911</b>	<b>2:08.405 (1)</b>	<b>83.23</b>		<b>18:09:06.701</b>	

P10		7 R		Darren TAYLOR		Kawasaki ZX6R - Watton Auto Centre	
IDEAL LAP TIME : 2:09.383		BEST LAP TIME : 2:09.383		DIFFERENCE : 0.000			
LAP	SECTOR 1	SECTOR 2	LAP TIME	MPH	DIFF	TIME OF DAY	
1 -		43.350	2:17.801	77.56	8.418	18:02:36.774	
2 -	<b>1:26.444</b>	<b>42.939</b>	<b>2:09.383 (1)</b>	<b>82.60</b>		<b>18:04:46.157</b>	
3 -	1:27.439	43.416	2:10.855 (2)	81.67	1.472	18:06:57.012	
4 -	1:26.824	44.056	2:10.880 (3)	81.66	1.497	18:09:07.892	

P11		888 SUP		Brandon WRIGHT		Suzukia SV 650 - 888 Vapour	
IDEAL LAP TIME : 2:09.282		BEST LAP TIME : 2:09.660		DIFFERENCE : 0.378			
LAP	SECTOR 1	SECTOR 2	LAP TIME	MPH	DIFF	TIME OF DAY	
1 -		42.915	2:19.044	76.86	9.384	18:02:38.017	
2 -	1:26.787	43.232	2:10.019 (2)	82.20	0.359	18:04:48.036	
3 -	1:27.716	<b>42.786</b>	2:10.502 (3)	81.89	0.842	18:06:58.538	
4 -	<b>1:26.496</b>	43.164	<b>2:09.660 (1)</b>	<b>82.43</b>		<b>18:09:08.198</b>	

P12		68		Mark HILL		DUCATI S2R - Mhp exhausts, Knight RR	
IDEAL LAP TIME : 2:10.122		BEST LAP TIME : 2:10.303		DIFFERENCE : 0.181			
LAP	SECTOR 1	SECTOR 2	LAP TIME	MPH	DIFF	TIME OF DAY	
1 -		44.601	2:19.425	76.65	9.122	18:02:38.398	
2 -	1:27.487	43.521	2:11.008 (3)	81.58	0.705	18:04:49.406	
3 -	1:27.024	<b>43.279</b>	<b>2:10.303 (1)</b>	<b>82.02</b>		<b>18:06:59.709</b>	
4 -	<b>1:26.843</b>	44.139	2:10.982 (2)	81.59	0.679	18:09:10.691	

P13		27 SUP		Ben BROWN		Yamaha R7 - Hunts Motorcycles	
IDEAL LAP TIME : 2:09.936		BEST LAP TIME : 2:10.203		DIFFERENCE : 0.267			
LAP	SECTOR 1	SECTOR 2	LAP TIME	MPH	DIFF	TIME OF DAY	
1 -		<b>43.492</b>	2:21.045	75.77	10.842	18:02:40.018	
2 -	1:27.881	43.803	2:11.684 (2)	81.16	1.481	18:04:51.702	
3 -	1:27.257	44.544	2:11.801 (3)	81.09	1.598	18:07:03.503	
4 -	<b>1:26.444</b>	43.759	<b>2:10.203 (1)</b>	<b>82.08</b>		<b>18:09:13.706</b>	

P14		994		Adrian HOWARD		Suzuki GSXR 600 - Geary Roofing & Building Services	
IDEAL LAP TIME : 2:10.837		BEST LAP TIME : 2:11.282		DIFFERENCE : 0.445			
LAP	SECTOR 1	SECTOR 2	LAP TIME	MPH	DIFF	TIME OF DAY	
1 -		43.634	2:20.786	75.91	9.504	18:02:39.759	
2 -	1:27.346	43.970	2:11.316 (2)	81.39	0.034	18:04:51.075	
3 -	1:27.831	<b>43.593</b>	2:11.424 (3)	81.32	0.142	18:07:02.499	
4 -	<b>1:27.244</b>	44.038	<b>2:11.282 (1)</b>	<b>81.41</b>		<b>18:09:13.781</b>	



# BMCRC - MRO Championships 2024 - Rnd 3 @ Snetterton 300

## BMCRC Thunderbike Sport & BMCRC Supertwins

### RACE 17 - SECTOR ANALYSIS



SECTOR 1 = FL to I1, SECTOR 2 = I1 to FL, DIFF = Difference To Personal Best Lap, P = Crossed Finish Line in Pit Lane, D = Time Disallowed

P15 181 SUP Neil CONNELL		Suzuki SV650 - Helite Airvests				
IDEAL LAP TIME : 2:10.552		BEST LAP TIME : 2:10.552		DIFFERENCE : 0.000		
LAP	SECTOR 1	SECTOR 2	LAP TIME	MPH	DIFF	TIME OF DAY
1 -		43.778	2:19.877	76.41	9.325	18:02:38.850
2 -	1:28.275	44.218	2:12.493 (3)	80.66	1.941	18:04:51.343
3 -	1:27.926	44.242	2:12.168 (2)	80.86	1.616	18:07:03.511
4 -	<b>1:26.868</b>	<b>43.684</b>	<b>2:10.552 (1)</b>	<b>81.86</b>		<b>18:09:14.063</b>

P16 81 SUP Malvern MAY		Aprilia RS660 - IMP racing				
IDEAL LAP TIME : 2:10.963		BEST LAP TIME : 2:11.928		DIFFERENCE : 0.965		
LAP	SECTOR 1	SECTOR 2	LAP TIME	MPH	DIFF	TIME OF DAY
1 -		<b>43.927</b>	2:20.251	76.20	8.323	18:02:39.224
2 -	1:28.337	44.241	2:12.578 (2)	80.61	0.650	18:04:51.802
3 -	1:27.851	44.077	<b>2:11.928 (1)</b>	<b>81.01</b>		<b>18:07:03.730</b>
4 -	<b>1:27.036</b>	48.616	2:15.652 (3)	78.79	3.724	18:09:19.382

P17 402 R Kaine FARR		Suzuki GSXR - The Elms B&B Snetterton				
IDEAL LAP TIME : 2:11.410		BEST LAP TIME : 2:12.636		DIFFERENCE : 1.226		
LAP	SECTOR 1	SECTOR 2	LAP TIME	MPH	DIFF	TIME OF DAY
1 -		44.092	2:22.024	75.25	9.388	18:02:40.997
2 -	<b>1:27.393</b>	45.243	<b>2:12.636 (1)</b>	<b>80.58</b>		<b>18:04:53.633</b>
3 -	1:28.867	45.068	2:13.935 (3)	79.80	1.299	18:07:07.568
4 -	1:28.730	<b>44.017</b>	2:12.747 (2)	80.51	0.111	18:09:20.315

P18 115 SUP James SVENSEN		Suzuki SV650S - Team TSR - HCL - RG Racing				
IDEAL LAP TIME : 2:12.251		BEST LAP TIME : 2:12.251		DIFFERENCE : 0.000		
LAP	SECTOR 1	SECTOR 2	LAP TIME	MPH	DIFF	TIME OF DAY
1 -		44.276	2:22.130	75.19	9.879	18:02:41.103
2 -	1:28.854	44.593	2:13.447 (2)	80.09	1.196	18:04:54.550
3 -	1:29.261	44.640	2:13.901 (3)	79.82	1.650	18:07:08.451
4 -	<b>1:28.415</b>	<b>43.836</b>	<b>2:12.251 (1)</b>	<b>80.81</b>		<b>18:09:20.702</b>

P19 70 Lee BELLOTTI		Kawasaki ZX6R - Happy 70th Birthday Linda Bellotti (MuM)				
IDEAL LAP TIME : 2:13.370		BEST LAP TIME : 2:13.370		DIFFERENCE : 0.000		
LAP	SECTOR 1	SECTOR 2	LAP TIME	MPH	DIFF	TIME OF DAY
1 -		46.014	2:24.147	74.14	10.777	18:02:43.120
2 -	1:29.091	44.974	2:14.065 (3)	79.72	0.695	18:04:57.185
3 -	<b>1:28.400</b>	<b>44.970</b>	<b>2:13.370 (1)</b>	<b>80.13</b>		<b>18:07:10.555</b>
4 -	1:28.752	45.014	2:13.766 (2)	79.90	0.396	18:09:24.321

P20 137 Colin McPHERSON		Yamaha R6 -				
IDEAL LAP TIME : 2:13.517		BEST LAP TIME : 2:14.187		DIFFERENCE : 0.670		
LAP	SECTOR 1	SECTOR 2	LAP TIME	MPH	DIFF	TIME OF DAY
1 -		46.125	2:24.709	73.85	10.522	18:02:43.682
2 -	1:29.815	<b>44.905</b>	2:14.720 (2)	79.33	0.533	18:04:58.402
3 -	<b>1:28.612</b>	45.575	<b>2:14.187 (1)</b>	<b>79.65</b>		<b>18:07:12.589</b>
4 -	1:30.439	45.583	2:16.022 (3)	78.57	1.835	18:09:28.611

P21 51 Paul BEESLEY		Yamaha R6 -				
IDEAL LAP TIME : 2:15.669		BEST LAP TIME : 2:15.669		DIFFERENCE : 0.000		
LAP	SECTOR 1	SECTOR 2	LAP TIME	MPH	DIFF	TIME OF DAY
1 -		45.856	2:24.267	74.08	8.598	18:02:43.240
2 -	<b>1:30.788</b>	<b>44.881</b>	<b>2:15.669 (1)</b>	<b>78.78</b>		<b>18:04:58.909</b>
3 -	1:31.828	45.889	2:17.717 (3)	77.60	2.048	18:07:16.626
4 -	1:31.384	45.658	2:17.042 (2)	77.99	1.373	18:09:33.668

# BMCRC - MRO Championships 2024 - Rnd 3 @ Snetterton 300

## BMCRC Thunderbike Sport & BMCRC Supertwins

### RACE 17 - SECTOR ANALYSIS



SECTOR 1 = FL to I1, SECTOR 2 = I1 to FL, DIFF = Difference To Personal Best Lap, P = Crossed Finish Line in Pit Lane, D = Time Disallowed

P22 90		Jack WOLFF		Yamaha R6 -		
IDEAL LAP TIME : 2:15.421		BEST LAP TIME : 2:15.421		DIFFERENCE : 0.000		
LAP	SECTOR 1	SECTOR 2	LAP TIME	MPH	DIFF	TIME OF DAY
1 -		45.808	2:23.895	74.27	8.474	18:02:42.868
2 -	<b>1:29.896</b>	<b>45.525</b>	<b>2:15.421 (1)</b>	<b>78.92</b>		<b>18:04:58.289</b>
3 -	1:32.007	46.019	2:18.026 (3)	77.43	2.605	18:07:16.315
4 -	1:31.117	46.551	2:17.668 (2)	77.63	2.247	18:09:33.983

P23 74 SUP		Daniel BLACK		Suzukis SV650 - Dad		
IDEAL LAP TIME : 2:15.173		BEST LAP TIME : 2:15.173		DIFFERENCE : 0.000		
LAP	SECTOR 1	SECTOR 2	LAP TIME	MPH	DIFF	TIME OF DAY
1 -		45.770	2:25.536	73.43	10.363	18:02:44.509
2 -	<b>1:30.633</b>	<b>44.540</b>	<b>2:15.173 (1)</b>	<b>79.06</b>		<b>18:04:59.682</b>
3 -	1:31.476	46.173	2:17.649 (3)	77.64	2.476	18:07:17.331
4 -	1:31.277	46.333	2:17.610 (2)	77.66	2.437	18:09:34.941

P24 293		Leigh SMITH		Suzuki SV650 - Smiths Mechanical Support Ltd, Lamonde Autor		
IDEAL LAP TIME : 2:15.391		BEST LAP TIME : 2:15.391		DIFFERENCE : 0.000		
LAP	SECTOR 1	SECTOR 2	LAP TIME	MPH	DIFF	TIME OF DAY
1 -		45.626	2:25.743	73.33	10.352	18:02:44.716
2 -	<b>1:30.618</b>	<b>44.773</b>	<b>2:15.391 (1)</b>	<b>78.94</b>		<b>18:05:00.107</b>
3 -	1:31.307	46.023	2:17.330 (2)	77.82	1.939	18:07:17.437
4 -	1:31.287	46.446	2:17.733 (3)	77.60	2.342	18:09:35.170

P25 5 R		Logan STONE		Yamaha R6 -		
IDEAL LAP TIME : 2:20.287		BEST LAP TIME : 2:20.854		DIFFERENCE : 0.567		
LAP	SECTOR 1	SECTOR 2	LAP TIME	MPH	DIFF	TIME OF DAY
1 -		47.904	2:29.151	71.65	8.297	18:02:48.124
2 -	<b>1:32.952</b>	47.935	2:20.887 (2)	75.86	0.033	18:05:09.011
3 -	1:33.165	47.689	<b>2:20.854 (1)</b>	<b>75.88</b>		<b>18:07:29.865</b>
4 -	1:33.618	<b>47.335</b>	2:20.953 (3)	75.82	0.099	18:09:50.818

P26 3 SUP		Oliver ARBON		Suzuki SV650 - TT Plumbing & Heating		
IDEAL LAP TIME : 2:20.195		BEST LAP TIME : 2:20.424		DIFFERENCE : 0.229		
LAP	SECTOR 1	SECTOR 2	LAP TIME	MPH	DIFF	TIME OF DAY
1 -		47.030	2:29.733	71.38	9.309	18:02:48.706
2 -	1:34.274	<b>46.520</b>	2:20.794 (2)	75.91	0.370	18:05:09.500
3 -	<b>1:33.675</b>	47.349	2:21.024 (3)	75.78	0.600	18:07:30.524
4 -	1:33.705	46.719	<b>2:20.424 (1)</b>	<b>76.11</b>		<b>18:09:50.948</b>

P27 89 R		Daryl SKINNS		Suzuki GSXR 750 - Indoor Climate Systems UK LTD		
IDEAL LAP TIME : 2:18.904		BEST LAP TIME : 2:19.497		DIFFERENCE : 0.593		
LAP	SECTOR 1	SECTOR 2	LAP TIME	MPH	DIFF	TIME OF DAY
1 -		48.058	2:31.985	70.32	12.488	18:02:50.958
2 -	1:33.611	47.210	2:20.821 (3)	75.89	1.324	18:05:11.779
3 -	<b>1:32.106</b>	47.391	<b>2:19.497 (1)</b>	<b>76.61</b>		<b>18:07:31.276</b>
4 -	1:33.387	<b>46.798</b>	2:20.185 (2)	76.24	0.688	18:09:51.461

P28 175 R		Tom SVENSEN		Suzuki SV650 - Team TSR - HCL Carsales - RG racing		
IDEAL LAP TIME : 2:19.337		BEST LAP TIME : 2:20.002		DIFFERENCE : 0.665		
LAP	SECTOR 1	SECTOR 2	LAP TIME	MPH	DIFF	TIME OF DAY
1 -		48.637	2:31.724	70.44	11.722	18:02:50.697
2 -	1:33.073	46.929	<b>2:20.002 (1)</b>	<b>76.34</b>		<b>18:05:10.699</b>
3 -	<b>1:32.559</b>	47.459	2:20.018 (2)	76.33	0.016	18:07:30.717
4 -	1:34.123	<b>46.778</b>	2:20.901 (3)	75.85	0.899	18:09:51.618

# BMCRC - MRO Championships 2024 - Rnd 3 @ Snetterton 300

## BMCRC Thunderbike Sport & BMCRC Supertwins

### RACE 17 - SECTOR ANALYSIS



SECTOR 1 = FL to I1, SECTOR 2 = I1 to FL, DIFF = Difference To Personal Best Lap, P = Crossed Finish Line in Pit Lane, D = Time Disallowed

<b>P29 55 R Magnus MANSON-CHUBB</b>		Kawasaki ZXR400L -				
IDEAL LAP TIME : 2:22.590		BEST LAP TIME : 2:22.590		DIFFERENCE : 0.000		
LAP	SECTOR 1	SECTOR 2	LAP TIME	MPH	DIFF	TIME OF DAY
1 -		48.781	2:33.024	69.84	10.434	18:02:51.997
2 -	<b>1:34.852</b>	<b>47.738</b>	<b>2:22.590 (1)</b>	<b>74.95</b>		<b>18:05:14.587</b>
3 -	1:35.995	48.301	2:24.296 (2)	74.07	1.706	18:07:38.883
4 -	1:37.686	48.797	2:26.483 (3)	72.96	3.893	18:10:05.366

<b>P30 14 R George DAVIES</b>		Suzuki SV650 - J Clay Fitness / Fresh Inkz Tattoo Studio's				
IDEAL LAP TIME : 2:23.201		BEST LAP TIME : 2:23.814		DIFFERENCE : 0.613		
LAP	SECTOR 1	SECTOR 2	LAP TIME	MPH	DIFF	TIME OF DAY
1 -		48.055	2:34.146	69.33	10.332	18:02:53.119
2 -	1:35.966	<b>47.848</b>	<b>2:23.814 (1)</b>	<b>74.31</b>		<b>18:05:16.933</b>
3 -	<b>1:35.353</b>	48.981	2:24.334 (2)	74.05	0.520	18:07:41.267
4 -	1:44.091	58.179	2:42.270 (3)	65.86	18.456	18:10:23.537

# BMCRC - MRO Championships 2024 - Rnd 3 @ Snetterton 300

## BMCRC Thunderbike Sport & BMCRC Supertwins

### RACE 17 - BEST SECTORS

SECTOR 1			SECTOR 2			IDEAL / BEST COMPARISON						
POS	NO	NAME	TIME	NO	NAME	TIME	POS	NO	NAME	IDEAL	BEST	DIFF
									<b>PERFECT LAP</b>	<b>2:03.342</b>		
1	9	WETHERELL	1:22.653	9	WETHERELL	40.689	1	9	WETHERELL	2:03.342	2:03.342	0.000
2	16	LOOMES	1:23.604	16	LOOMES	41.585	2	16	LOOMES	2:05.189	2:05.252	0.063
3	69	RUSSO	1:24.194	69	RUSSO	41.729	3	69	RUSSO	2:05.923	2:05.923	0.000
4	15	MERCER	1:25.196	15	MERCER	42.370	4	15	MERCER	2:07.566	2:08.298	0.732
5	77	WHITE	1:25.379	100	HOWTON	42.557	5	100	HOWTON	2:07.938	2:07.938	0.000
6	100	HOWTON	1:25.381	77	WHITE	42.578	6	77	WHITE	2:07.957	2:08.033	0.076
7	48	WALLIS	1:25.494	2	GILL	42.637	7	444	BUTLER	2:08.314	2:08.761	0.447
8	444	BUTLER	1:25.576	444	BUTLER	42.738	8	48	WALLIS	2:08.405	2:08.405	0.000
9	2	GILL	1:25.935	888	WRIGHT	42.786	9	2	GILL	2:08.572	2:08.572	0.000
10	7	TAYLOR	1:26.444	48	WALLIS	42.911	10	888	WRIGHT	2:09.282	2:09.660	0.378
11	27	BROWN	1:26.444	7	TAYLOR	42.939	11	7	TAYLOR	2:09.383	2:09.383	0.000
12	888	WRIGHT	1:26.496	68	HILL	43.279	12	27	BROWN	2:09.936	2:10.203	0.267
13	68	HILL	1:26.843	27	BROWN	43.492	13	68	HILL	2:10.122	2:10.303	0.181
14	181	CONNELL	1:26.868	994	HOWARD	43.593	14	181	CONNELL	2:10.552	2:10.552	0.000
15	81	MAY	1:27.036	181	CONNELL	43.684	15	994	HOWARD	2:10.837	2:11.282	0.445
16	994	HOWARD	1:27.244	115	SVENSEN	43.836	16	81	MAY	2:10.963	2:11.928	0.965
17	402	FARR	1:27.393	81	MAY	43.927	17	402	FARR	2:11.410	2:12.636	1.226
18	70	BELLOTTI	1:28.400	402	FARR	44.017	18	115	SVENSEN	2:12.251	2:12.251	0.000
19	115	SVENSEN	1:28.415	74	BLACK	44.540	19	70	BELLOTTI	2:13.370	2:13.370	0.000
20	137	McPHERSON	1:28.612	293	SMITH	44.773	20	137	McPHERSON	2:13.517	2:14.187	0.670
21	90	WOLFF	1:29.896	51	BEESLEY	44.881	21	74	BLACK	2:15.173	2:15.173	0.000
22	293	SMITH	1:30.618	137	McPHERSON	44.905	22	293	SMITH	2:15.391	2:15.391	0.000
23	74	BLACK	1:30.633	70	BELLOTTI	44.970	23	90	WOLFF	2:15.421	2:15.421	0.000
24	51	BEESLEY	1:30.788	90	WOLFF	45.525	24	51	BEESLEY	2:15.669	2:15.669	0.000
25	89	SKINNS	1:32.106	3	ARBON	46.520	25	89	SKINNS	2:18.904	2:19.497	0.593
26	175	SVENSEN	1:32.559	175	SVENSEN	46.778	26	175	SVENSEN	2:19.337	2:20.002	0.665
27	5	STONE	1:32.952	89	SKINNS	46.798	27	3	ARBON	2:20.195	2:20.424	0.229
28	3	ARBON	1:33.675	5	STONE	47.335	28	5	STONE	2:20.287	2:20.854	0.567
29	55	MANSON-CHUBB	1:34.852	55	MANSON-CHUBB	47.738	29	55	MANSON-CHUBB	2:22.590	2:22.590	0.000
30	14	DAVIES	1:35.353	14	DAVIES	47.848	30	14	DAVIES	2:23.201	2:23.814	0.613

# BMCRC - MRO Championships 2024 - Rnd 3 @ Snetterton 300

## BMCRC Thunderbike Sport & BMCRC Supertwins

### RACE 17 - STATISTICS

**Competitors Started** 30  
**Planned Start** 2024-05-04 @ 17:30:00.000  
**Actual Start** 2024-05-04 @ 18:00:18.972  
**Finish Time** 2024-05-04 @ 18:08:38.936  
**Track Length** 2.9689mi.  
**Total Laps** 120  
**Total Distance Covered** 356.2693mi.

#### Session Fastest Lap History

NO	CL	NAME	LAP TIME	TIME OF DAY	LAP	VEHICLE
9		Matt WETHERELL	2:03.655	18:04:31.857	2	Suzuki GSXR 600
9		Matt WETHERELL	2:03.342	18:06:35.199	3	Suzuki GSXR 600

#### Session Leader History

NO	CL	NAME	FROM LAP	LAPS LED	DISTANCE	VEHICLE
9		Matt WETHERELL	1	4	11.87 miles	Suzuki GSXR 600

#### Flag History

TYPE	TIME OF DAY
GREEN	18:00:18.972
FINISH	18:08:38.936

#### Flag Statistics

TYPE	COUNT	TOTAL LAPS	TOTAL TIME
Green	1	4	10:09.814
Red	0	0	0.000
Safety Car	0	0	0.000
FCY	0	0	0.000

# BMCRC - MRO Championships 2024 - Rnd 3 @ Snetterton 300

## BMCRC Thunderbike Sport & BMCRC Supertwins

### RACE 17 - STATISTICS

**CLASS :**

15 Starters

#### Fastest Lap History

NO	NAME	LAP TIME	TIME OF DAY	LAP	VEHICLE
9	Matt WETHERELL	2:03.655	18:04:31.857	2	Suzuki GSXR 600
9	Matt WETHERELL	2:03.342	18:06:35.199	3	Suzuki GSXR 600

#### Leader History

NO	NAME	FROM LAP	LAPS LED	DISTANCE	VEHICLE
9	Matt WETHERELL	1	4	11.87 miles	Suzuki GSXR 600

# BMCRC - MRO Championships 2024 - Rnd 3 @ Snetterton 300

## BMCRC Thunderbike Sport & BMCRC Supertwins

### RACE 17 - STATISTICS

**CLASS : R**

7 Starters

#### Fastest Lap History

NO	NAME	LAP TIME	TIME OF DAY	LAP	VEHICLE
7	Darren TAYLOR	<b>2:09.383</b>	18:04:46.175	2	Kawasaki ZX6R

#### Leader History

NO	NAME	FROM LAP	LAPS LED	DISTANCE	VEHICLE
7	Darren TAYLOR	1	4	11.87 miles	Kawasaki ZX6R

# BMCRC - MRO Championships 2024 - Rnd 3 @ Snetterton 300

## BMCRC Thunderbike Sport & BMCRC Supertwins

### RACE 17 - STATISTICS

CLASS : SUP

8 Starters


#### Fastest Lap History

NO	NAME	LAP TIME	TIME OF DAY	LAP	VEHICLE
100	Craig HOWTON	2:09.658	18:04:45.709	2	Kawasaki ER6N
100	Craig HOWTON	2:07.938	18:06:53.649	3	Kawasaki ER6N

#### Leader History

NO	NAME	FROM LAP	LAPS LED	DISTANCE	VEHICLE
100	Craig HOWTON	1	4	11.87 miles	Kawasaki ER6N





# BMCRC - MRO Championships 2024 - Rnd 3 @ Snetterton 300

## BMCRC Thunderbike Sport & BMCRC Supertwins

### RACE 6 - GRID (6 Laps)

ROW 12	35	766	Gareth ROSE	34	37	Spencer CARRINGTON			
ROW 11	33	21	Toby FINNIS	32	64	Will SALISBURY	31	59	Andrew DENYER
ROW 10	30	14	George DAVIES	29	55	Magnus MANSON-CHUBB	28	5	Logan STONE
ROW 9	27	3	Oliver ARBON	26	175	Tom SVENSEN	25	89	Daryl SKINNS
ROW 8	24	51	Paul BEESLEY	23	90	Jack WOLFF	22	293	Leigh SMITH
ROW 7	21	74	Daniel BLACK	20	137	Colin McPHERSON	19	70	Lee BELLOTTI
ROW 6	18	402	Kaine FARR	17	115	James SVENSEN	16	81	Malvern MAY
ROW 5	15	994	Adrian HOWARD	14	181	Neil CONNELL	13	68	Mark HILL
ROW 4	12	27	Ben BROWN	11	888	Brandon WRIGHT	10	7	Darren TAYLOR
ROW 3	9	444	Vincent BUTLER	8	2	Andrew GILL	7	48	Shaun WALLIS
ROW 2	6	15	Daniel MERCER	5	77	Joe WHITE	4	100	Craig HOWTON
ROW 1	3	69	Tony RUSSO	2	16	Jason LOOMES	1	9	Matt WETHERELL
<b>Pole</b>									

These results are provisional until the conclusion of any judicial and technical matters.

Snetterton 300: 2.9689 miles

Clerk Of Course:	Stewards:	Timekeeper:	<i>Craig Smith</i>	
------------------	-----------	-------------	--------------------	--

Results can be found at [www.tsl-timing.com](http://www.tsl-timing.com)

Printed - 18:12 Saturday, 04 May 2024





# BMCRC - MRO Championships 2024 - Rnd 3 @ Snetterton 300

## BMCRC Thunderbike Sport & BMCRC Supertwins

### RACE 6 - CLASSIFICATION

Race Distance: 5 Laps / 14.84 miles

POS	NO	CL	PIC	NAME	ENTRY	LAPS	TIME	GAP	DIFF	MPH	BEST	ON	GRD	↑↓
1	9		1	Matt WETHERELL	Suzuki GSXR 600 - Lamonde Racing	5	10:16.942			86.62	2:01.720	4	1	0
2	16*		2	Jason LOOMES	Yamaha R6 -	5	10:27.723	10.781	10.781	85.13	2:01.832	4	2	0
3	444		3	Vincent BUTLER	Yamaha YZF R6 - Me	5	10:31.950	15.008	4.227	84.56	2:04.581	3	9	6
4	69		4	Tony RUSSO	Yamaha R6 - Wymark Lubricants	5	10:32.478	15.536	0.528	84.49	2:04.328	3	3	-1
5	15		5	Daniel MERCER	Yamaha R6 - Merc&Co Racing, Apex2Apex promotions, Ele	5	10:34.179	17.237	1.701	84.26	2:04.904	5	6	1
6	2		6	Andrew GILL	Kawasaki ZXR400 -	5	10:41.434	24.492	7.255	83.31	2:06.336	3	8	2
7	77		7	Joe WHITE	Suzuki GSXR 600 MAIN - The Race Shack /Just In Graphics	5	10:45.949	29.007	4.515	82.73	2:06.814	4	5	-2
8	100	SUP	1	Craig HOWTON	Kawasaki ER6N - ME	5	10:54.172	37.230	8.223	81.69	2:09.296	4	4	-4
9	17	SUP	2	Philip BAKER	BMW F900R - Ashford Accident Repair Centre Ltd	5	10:56.572	39.630	2.400	81.39	2:08.523	5	37	28
10	994		8	Adrian HOWARD	Suzuki GSXR 600 - Geary Roofing & Building Services	5	10:57.959	41.017	1.387	81.22	2:09.449	3	15	5
11	27	SUP	3	Ben BROWN	Yamaha R7 - Hunts Motorcycles	5	10:58.026	41.084	0.067	81.21	2:09.075	5	12	1
12	48		9	Shaun WALLIS	Yamaha R6 - MBC Despatch Racing	5	10:58.162	41.220	0.136	81.19	2:09.066	2	7	-5
13	7	R	1	Darren TAYLOR	Kawasaki ZX6R - Watton Auto Centre	5	11:00.396	43.454	2.234	80.92	2:09.093	5	10	-3
14	70		10	Lee BELLOTTI	Kawasaki ZX6R - Happy 70th Birthday Linda Bellotti (MuM)	5	11:02.390	45.448	1.994	80.67	2:09.988	5	19	5
15	81	SUP	4	Malvern MAY	Aprilia RS660 - IMP racing	5	11:03.014	46.072	0.624	80.60	2:09.927	5	16	1
16	888	SUP	5	Brandon WRIGHT	Suzukia SV 650 - 888 Vapour	5	11:10.272	53.330	7.258	79.72	2:09.865	3	11	-5
17	115	SUP	6	James SVENSEN	Suzuki SV650S - Team TSR - HCL - RG Racing	5	11:13.637	56.695	3.365	79.33	2:12.203	2	17	0
18	137		11	Colin McPHERSON	Yamaha R6 -	5	11:14.361	57.419	0.724	79.24	2:12.084	4	20	2
19	402	R	2	Kaine FARR	Suzuki GSXR - The Elms B&B Snetterton	5	11:15.168	58.226	0.807	79.15	2:11.705	2	18	-1
20	293		12	Leigh SMITH	Suzuki SV650 - Smiths Mechanical Support Ltd, Lamonde A	5	11:15.367	58.425	0.199	79.12	2:11.489	4	22	2
21	51		13	Paul BEESLEY	Yamaha R6 -	5	11:16.088	59.146	0.721	79.04	2:11.849	4	24	3
22	3	SUP	7	Oliver ARBON	Suzuki SV650 - TT Plumbing & Heating	5	11:18.624	1:01.682	2.536	78.74	2:11.746	4	27	5
23	90		14	Jack WOLFF	Yamaha R6 -	5	11:19.072	1:02.130	0.448	78.69	2:13.359	2	23	0
24	181	SUP	8	Neil CONNELL	Suzuki SV650 - Helite Airvests	5	11:20.150	1:03.208	1.078	78.57	2:11.941	5	14	-10
25	74	SUP	9	Daniel BLACK	Suzukis SV650 - Dad	5	11:28.361	1:11.419	8.211	77.63	2:14.632	2	21	-4
26	5	R	3	Logan STONE	Yamaha R6 -	5	11:41.473	1:24.531	13.112	76.18	2:17.768	2	28	2
27	89	R	4	Daryl SKINNS	Suzuki GSXR 750 - Indoor Climate Systems UK LTD	5	11:41.561	1:24.619	0.088	76.17	2:18.124	4	25	-2
28	175	R	5	Tom SVENSEN	Suzuki SV650 - Team TSR - HCL Carsales - RG racing	5	11:41.611	1:24.669	0.050	76.16	2:17.600	4	26	-2
29	14	R	6	George DAVIES	Suzuki SV650 - J Clay Fitness / Fresh Inkz Tattoo Studio's	5	11:58.457	1:41.515	16.846	74.38	2:21.280	2	30	1
30	766		15	Gareth ROSE	Suzuki SV650 -	5	12:00.381	1:43.439	1.924	74.18	2:21.664	5	35	5
31	55	R	7	Magnus MANSON-CHUBB	Kawasaki ZXR400L -	5	12:06.105	1:49.163	5.724	73.59	2:22.543	3	29	-2

#### NOT CLASSIFIED

DNF	68	SUP		Mark HILL	DUCATI S2R - Mhp exhausts, Knight RR	4	8:47.218	1 Lap	1 Lap	81.09	2:09.931	2	13	
DNF	155			Paul TOLAND	Yamaha TZR 250 - Kippers keys	3	7:33.119	2 Laps	1 Lap	70.76	2:27.728	2	36	
DQ	64	R		Will SALISBURY	Suzuki GSXR 600 K4 -								32	

#### FASTEST LAP

9				Matt WETHERELL	Suzuki GSXR 600 - Lamonde Racing	4	2:01.720			87.80 mph		141.31 kph		
17	SUP			Philip BAKER	BMW F900R - Ashford Accident Repair Centre Ltd	5	2:08.523			83.16 mph		133.83 kph		
7	R			Darren TAYLOR	Kawasaki ZX6R - Watton Auto Centre	5	2:09.093			82.79 mph		133.24 kph		

#### Comments:

\* No. 16 - 10 second penalty - jump start

\* No. 64 - Disqualified for failing post race technical inspection

Class - 92.5% of Race Speed = 80.12 mph

Class SUP - 92.5% of Race Speed = 75.56 mph

Class R - 92.5% of Race Speed = 74.85 mph

Weather / Track : Cloudy / Dry

These results are provisional until the conclusion of any judicial and technical matters.

Date: 05/05/2024 Start: 11:51 Finish: 12:01

Snetterton 300: 2.9689 miles

Clerk Of Course:

Stewards:

Timekeeper:

*Craig Smith*



# BMCRC - MRO Championships 2024 - Rnd 3 @ Snetterton 300

## BMCRC Thunderbike Sport & BMCRC Supertwins

### RACE 6 - LAP CHART

LAP 1 @ 11:53:40.005			LAP 2 @ 11:55:42.229			LAP 3 @ 11:57:45.144			LAP 4 @ 11:59:46.864			LAP 5 @ 12:01:48.837		
NO	BEHIND	LAP TIME	NO	BEHIND	LAP TIME	NO	BEHIND	LAP TIME	NO	BEHIND	LAP TIME	NO	BEHIND	LAP TIME
9		2:08.110	9		2:02.224	9		2:02.915	9		2:01.720	9		2:01.973
16	0.359	2:08.469	16	1.024	2:02.889	16	0.755	2:02.646	16	0.867	2:01.832	16	0.781	2:01.887
444	2.276	2:10.386	444	5.947	2:05.895	444	7.613	2:04.581	444	11.916	2:06.023	444	15.008	2:05.065
15	3.330	2:11.440	69	7.077	2:05.610	69	8.490	2:04.328	69	12.321	2:05.551	69	15.536	2:05.188
69	3.691	2:11.801	15	7.314	2:06.208	15	10.650	2:06.251	15	14.306	2:05.376	15	17.237	2:04.904
100	6.351	2:14.461	2	11.266	2:06.906	2	14.687	2:06.336	2	19.493	2:06.526	2	24.492	2:06.972
2	6.584	2:14.694	77	12.717	2:08.154	77	17.407	2:07.605	77	22.501	2:06.814	77	29.007	2:08.479
77	6.787	2:14.897	100	13.808	2:09.681	100	21.313	2:10.420	100	28.889	2:09.296	100	37.230	2:10.314
68	8.239	2:16.349	68	15.946	2:09.931	68	23.387	2:10.356	68	32.249	2:10.582	17	39.630	2:08.523
27	9.925	2:18.035	48	16.792	2:09.066	48	24.288	2:10.411	994	32.481	2:09.533	994	41.017	2:10.509
48	9.950	2:18.060	27	17.301	2:09.600	994	24.668	2:09.449	48	32.503	2:09.935	27	41.084	2:09.075
888	10.371	2:18.481	994	18.134	2:09.837	27	24.746	2:10.360	17	33.080	2:08.682	48	41.220	2:10.690
994	10.521	2:18.631	888	18.152	2:10.005	888	25.102	2:09.865	888	33.342	2:09.960	7	43.454	2:09.093
7	10.757	2:18.867	7	19.534	2:11.001	17	26.118	2:08.859	27	33.982	2:10.956	70	45.448	2:09.988
17	11.435	2:19.545	17	20.174	2:10.963	7	27.684	2:11.065	7	36.334	2:10.370	81	46.072	2:09.927
81	11.783	2:19.893	70	20.883	2:11.175	70	28.285	2:10.317	70	37.433	2:10.868	888	53.330	2:21.961
70	11.932	2:20.042	81	20.902	2:11.343	81	28.985	2:10.998	81	38.118	2:10.853	115	56.695	2:15.459
115	12.679	2:20.789	115	22.658	2:12.203	115	32.193	2:12.450	115	43.209	2:12.736	137	57.419	2:12.470
293	13.228	2:21.338	293	24.622	2:13.618	293	34.303	2:12.596	293	44.072	2:11.489	402	58.226	2:12.715
90	13.627	2:21.737	90	24.762	2:13.359	90	36.381	2:14.534	137	46.922	2:12.084	293	58.425	2:16.326
137	14.081	2:22.191	137	25.122	2:13.265	137	36.558	2:14.351	51	47.113	2:11.849	51	59.146	2:14.006
51	14.659	2:22.769	51	25.340	2:12.905	51	36.984	2:14.559	402	47.484	2:12.100	64	59.726	2:12.610
74	14.941	2:23.051	402	26.144	2:11.705	402	37.104	2:13.875	90	49.031	2:14.370	3	1:01.682	2:12.829
402	16.663	2:24.773	74	27.349	2:14.632	64	39.088	2:12.601	64	49.089	2:11.721	90	1:02.130	2:15.072
5	16.692	2:24.802	64	29.402	2:13.868	74	40.132	2:15.698	3	50.826	2:11.746	181	1:03.208	2:11.941
3	17.183	2:25.293	181	31.306	2:15.845	3	40.800	2:12.298	181	53.240	2:12.160	74	1:11.419	2:19.979
181	17.685	2:25.795	3	31.417	2:16.458	181	42.800	2:14.409	74	53.413	2:15.001	5	1:24.531	2:19.684
64	17.758	2:25.868	5	32.236	2:17.768	5	48.562	2:19.241	5	1:06.820	2:19.978	89	1:24.619	2:18.771
175	18.989	2:27.099	89	35.712	2:18.400	89	51.417	2:18.620	89	1:07.821	2:18.124	175	1:24.669	2:18.617
89	19.536	2:27.646	175	35.952	2:19.187	175	52.145	2:19.108	175	1:08.025	2:17.600	14	1:41.515	2:22.610
14	22.335	2:30.445	14	41.391	2:21.280	14	1:00.341	2:21.865	14	1:20.878	2:22.257	766	1:43.439	2:21.664
766	23.175	2:31.285	766	43.807	2:22.856	766	1:03.522	2:22.630	766	1:23.748	2:21.946	55	1:49.163	2:25.532
55	23.735	2:31.845	55	44.268	2:22.757	55	1:03.896	2:22.543	55	1:25.604	2:23.428			
155	24.527	2:32.637	155	50.031	2:27.728	155	1:19.870	2:32.754						

# BMCRC - MRO Championships 2024 - Rnd 3 @ Snetterton 300

## BMCRC Thunderbike Sport & BMCRC Supertwins

### RACE 6 - POSITION CHART

No	Name	Lap Pos	Lap				
			1	2	3	4	5
9	WETHERELL	1	9	9	9	9	9
16	LOOMES	2	16	16	16	16	16
69	RUSSO	3	444	444	444	444	444
100	HOWTON	4	15	69	69	69	69
77	WHITE	5	69	15	15	15	15
15	MERCER	6	100	2	2	2	2
48	WALLIS	7	2	77	77	77	77
2	GILL	8	77	100	100	100	100
444	BUTLER	9	68	68	68	68	17
7	TAYLOR	10	27	48	48	994	994
888	WRIGHT	11	48	27	994	48	27
27	BROWN	12	888	994	27	17	48
68	HILL	13	994	888	888	888	7
181	CONNELL	14	7	7	17	27	70
994	HOWARD	15	17	17	7	7	81
81	MAY	16	81	70	70	70	888
115	SVENSEN	17	70	81	81	81	115
402	FARR	18	115	115	115	115	137
70	BELLOTTI	19	293	293	293	293	402
137	McPHERSON	20	90	90	90	137	293
74	BLACK	21	137	137	137	51	51
293	SMITH	22	51	51	51	402	64
90	WOLFF	23	74	402	402	90	3
51	BEESELEY	24	402	74	64	64	90
89	SKINNS	25	5	64	74	3	181
175	SVENSEN	26	3	181	3	181	74
3	ARBON	27	181	3	181	74	5
5	STONE	28	64	5	5	5	89
55	MANSON-CHUBB	29	175	89	89	89	175
14	DAVIES	30	89	175	175	175	14
64	SALISBURY	31	14	14	14	14	766
766	ROSE	32	766	766	766	766	55
155	TOLAND	33	55	55	55	55	
17	BAKER	34	155	155	155		

# BMCRC - MRO Championships 2024 - Rnd 3 @ Snetterton 300

## BMCRC Thunderbike Sport & BMCRC Supertwins

### RACE 6 - SECTOR ANALYSIS



SECTOR 1 = FL to I1, SECTOR 2 = I1 to FL, DIFF = Difference To Personal Best Lap, P = Crossed Finish Line in Pit Lane, D = Time Disallowed

P1 9		Matt WETHERELL		Suzuki GSXR 600 - Lamonde Racing		
IDEAL LAP TIME : 2:01.720		BEST LAP TIME : 2:01.720		DIFFERENCE : 0.000		
LAP	SECTOR 1	SECTOR 2	LAP TIME	MPH	DIFF	TIME OF DAY
1 -		40.998	2:08.110	83.42	6.390	11:53:40.005
2 -	1:21.727	40.497	2:02.224 (3)	87.44	0.504	11:55:42.229
3 -	1:22.054	40.861	2:02.915	86.95	1.195	11:57:45.144
4 -	<b>1:21.406</b>	<b>40.314</b>	<b>2:01.720 (1)</b>	<b>87.80</b>		<b>11:59:46.864</b>
5 -	1:21.408	40.565	2:01.973 (2)	87.62	0.253	12:01:48.837

P2 16		Jason LOOMES		Yamaha R6 -		
IDEAL LAP TIME : 2:01.791		BEST LAP TIME : 2:01.832		DIFFERENCE : 0.041		
LAP	SECTOR 1	SECTOR 2	LAP TIME	MPH	DIFF	TIME OF DAY
1 -		41.026	2:08.469	83.19	6.637	11:53:40.364
2 -	1:22.203	40.686	2:02.889	86.97	1.057	11:55:43.253
3 -	1:22.013	40.633	2:02.646 (3)	87.14	0.814	11:57:45.899
4 -	<b>1:21.358</b>	40.474	<b>2:01.832 (1)</b>	<b>87.72</b>		<b>11:59:47.731</b>
5 -	1:21.454	<b>40.433</b>	2:01.887 (2)	87.68	0.055	12:01:49.618

P3 444		Vincent BUTLER		Yamaha YZF R6 - Me		
IDEAL LAP TIME : 2:04.161		BEST LAP TIME : 2:04.581		DIFFERENCE : 0.420		
LAP	SECTOR 1	SECTOR 2	LAP TIME	MPH	DIFF	TIME OF DAY
1 -		<b>41.365</b>	2:10.386	81.97	5.805	11:53:42.281
2 -	1:23.600	42.295	2:05.895 (3)	84.89	1.314	11:55:48.176
3 -	<b>1:22.796</b>	41.785	<b>2:04.581 (1)</b>	<b>85.79</b>		<b>11:57:52.757</b>
4 -	1:23.625	42.398	2:06.023	84.81	1.442	11:59:58.780
5 -	1:23.326	41.739	2:05.065 (2)	85.46	0.484	12:02:03.845

P4 69		Tony RUSSO		Yamaha R6 - Wymark Lubricants		
IDEAL LAP TIME : 2:04.281		BEST LAP TIME : 2:04.328		DIFFERENCE : 0.047		
LAP	SECTOR 1	SECTOR 2	LAP TIME	MPH	DIFF	TIME OF DAY
1 -		41.515	2:11.801	81.09	7.473	11:53:43.696
2 -	1:24.031	41.579	2:05.610	85.08	1.282	11:55:49.306
3 -	1:23.229	<b>41.099</b>	<b>2:04.328 (1)</b>	<b>85.96</b>		<b>11:57:53.634</b>
4 -	<b>1:23.182</b>	42.369	2:05.551 (3)	85.12	1.223	11:59:59.185
5 -	1:23.281	41.907	2:05.188 (2)	85.37	0.860	12:02:04.373

P5 15		Daniel MERCER		Yamaha R6 - Merc&Co Racing, Apex2Apex promotions, Electric		
IDEAL LAP TIME : 2:04.715		BEST LAP TIME : 2:04.904		DIFFERENCE : 0.189		
LAP	SECTOR 1	SECTOR 2	LAP TIME	MPH	DIFF	TIME OF DAY
1 -		41.489	2:11.440	81.31	6.536	11:53:43.335
2 -	1:24.837	<b>41.371</b>	2:06.208 (3)	84.68	1.304	11:55:49.543
3 -	1:24.470	41.781	2:06.251	84.65	1.347	11:57:55.794
4 -	1:23.553	41.823	2:05.376 (2)	85.24	0.472	12:00:01.170
5 -	<b>1:23.344</b>	41.560	<b>2:04.904 (1)</b>	<b>85.57</b>		<b>12:02:06.074</b>

P6 2		Andrew GILL		Kawasaki ZXR400 -		
IDEAL LAP TIME : 2:06.218		BEST LAP TIME : 2:06.336		DIFFERENCE : 0.118		
LAP	SECTOR 1	SECTOR 2	LAP TIME	MPH	DIFF	TIME OF DAY
1 -		42.541	2:14.694	79.35	8.358	11:53:46.589
2 -	1:24.851	<b>42.055</b>	2:06.906 (3)	84.22	0.570	11:55:53.495
3 -	1:24.235	42.101	<b>2:06.336 (1)</b>	<b>84.60</b>		<b>11:57:59.831</b>
4 -	<b>1:24.163</b>	42.363	2:06.526 (2)	84.47	0.190	12:00:06.357
5 -	1:24.462	42.510	2:06.972	84.17	0.636	12:02:13.329

# BMCRC - MRO Championships 2024 - Rnd 3 @ Snetterton 300

## BMCRC Thunderbike Sport & BMCRC Supertwins

### RACE 6 - SECTOR ANALYSIS



SECTOR 1 = FL to I1, SECTOR 2 = I1 to FL, DIFF = Difference To Personal Best Lap, P = Crossed Finish Line in Pit Lane, D = Time Disallowed

P7 77 Joe WHITE		Suzuki GSXR 600 MAIN - The Race Shack /Just In Graphics				
IDEAL LAP TIME : 2:06.814		BEST LAP TIME : 2:06.814		DIFFERENCE : 0.000		
LAP	SECTOR 1	SECTOR 2	LAP TIME	MPH	DIFF	TIME OF DAY
1 -		42.965	2:14.897	79.23	8.083	11:53:46.792
2 -	1:25.583	42.571	2:08.154 (3)	83.40	1.340	11:55:54.946
3 -	1:25.148	42.457	2:07.605 (2)	83.75	0.791	11:58:02.551
4 -	<b>1:24.670</b>	<b>42.144</b>	<b>2:06.814 (1)</b>	<b>84.28</b>		<b>12:00:09.365</b>
5 -	1:25.803	42.676	2:08.479	83.18	1.665	12:02:17.844

P8 100 SUP Craig HOWTON		Kawasaki ER6N - ME				
IDEAL LAP TIME : 2:08.676		BEST LAP TIME : 2:09.296		DIFFERENCE : 0.620		
LAP	SECTOR 1	SECTOR 2	LAP TIME	MPH	DIFF	TIME OF DAY
1 -		42.701	2:14.461	79.48	5.165	11:53:46.356
2 -	1:27.085	<b>42.596</b>	2:09.681 (2)	82.41	0.385	11:55:56.037
3 -	<b>1:26.080</b>	44.340	2:10.420	81.95	1.124	11:58:06.457
4 -	1:26.132	43.164	<b>2:09.296 (1)</b>	<b>82.66</b>		<b>12:00:15.753</b>
5 -	1:26.698	43.616	2:10.314 (3)	82.01	1.018	12:02:26.067

P9 17 SUP Philip BAKER		BMW F900R - Ashford Accident Repair Centre Ltd				
IDEAL LAP TIME : 2:07.617		BEST LAP TIME : 2:08.523		DIFFERENCE : 0.906		
LAP	SECTOR 1	SECTOR 2	LAP TIME	MPH	DIFF	TIME OF DAY
1 -		43.493	2:19.545	76.59	11.022	11:53:51.440
2 -	1:27.208	43.755	2:10.963	81.61	2.440	11:56:02.403
3 -	1:26.625	<b>42.234</b>	2:08.859 (3)	82.94	0.336	11:58:11.262
4 -	<b>1:25.383</b>	43.299	2:08.682 (2)	83.05	0.159	12:00:19.944
5 -	1:25.931	42.592	<b>2:08.523 (1)</b>	<b>83.16</b>		<b>12:02:28.467</b>

P10 994 Adrian HOWARD		Suzuki GSXR 600 - Geary Roofing & Building Services				
IDEAL LAP TIME : 2:08.724		BEST LAP TIME : 2:09.449		DIFFERENCE : 0.725		
LAP	SECTOR 1	SECTOR 2	LAP TIME	MPH	DIFF	TIME OF DAY
1 -		43.506	2:18.631	77.09	9.182	11:53:50.526
2 -	1:26.855	42.982	2:09.837 (3)	82.31	0.388	11:56:00.363
3 -	<b>1:25.776</b>	43.673	<b>2:09.449 (1)</b>	<b>82.56</b>		<b>11:58:09.812</b>
4 -	1:26.340	43.193	2:09.533 (2)	82.51	0.084	12:00:19.345
5 -	1:27.561	<b>42.948</b>	2:10.509	81.89	1.060	12:02:29.854

P11 27 SUP Ben BROWN		Yamaha R7 - Hunts Motorcycles				
IDEAL LAP TIME : 2:08.804		BEST LAP TIME : 2:09.075		DIFFERENCE : 0.271		
LAP	SECTOR 1	SECTOR 2	LAP TIME	MPH	DIFF	TIME OF DAY
1 -		43.762	2:18.035	77.43	8.960	11:53:49.930
2 -	1:26.893	<b>42.707</b>	2:09.600 (2)	82.46	0.525	11:55:59.530
3 -	1:26.376	43.984	2:10.360 (3)	81.98	1.285	11:58:09.890
4 -	1:27.366	43.590	2:10.956	81.61	1.881	12:00:20.846
5 -	<b>1:26.097</b>	42.978	<b>2:09.075 (1)</b>	<b>82.80</b>		<b>12:02:29.921</b>

P12 48 Shaun WALLIS		Yamaha R6 - MBC Despatch Racing				
IDEAL LAP TIME : 2:09.018		BEST LAP TIME : 2:09.066		DIFFERENCE : 0.048		
LAP	SECTOR 1	SECTOR 2	LAP TIME	MPH	DIFF	TIME OF DAY
1 -		44.246	2:18.060	77.41	8.994	11:53:49.955
2 -	<b>1:25.528</b>	43.538	<b>2:09.066 (1)</b>	<b>82.81</b>		<b>11:55:59.021</b>
3 -	1:26.128	44.283	2:10.411 (3)	81.95	1.345	11:58:09.432
4 -	1:25.806	44.129	2:09.935 (2)	82.25	0.869	12:00:19.367
5 -	1:27.200	<b>43.490</b>	2:10.690	81.78	1.624	12:02:30.057

# BMCRC - MRO Championships 2024 - Rnd 3 @ Snetterton 300

## BMCRC Thunderbike Sport & BMCRC Supertwins

### RACE 6 - SECTOR ANALYSIS



SECTOR 1 = FL to I1, SECTOR 2 = I1 to FL, DIFF = Difference To Personal Best Lap, P = Crossed Finish Line in Pit Lane, D = Time Disallowed

P13		7 R		Darren TAYLOR		Kawasaki ZX6R - Watton Auto Centre	
IDEAL LAP TIME : 2:08.979		BEST LAP TIME : 2:09.093		DIFFERENCE : 0.114			
LAP	SECTOR 1	SECTOR 2	LAP TIME	MPH	DIFF	TIME OF DAY	
1 -		44.059	2:18.867	76.96	9.774	11:53:50.762	
2 -	1:27.382	43.619	2:11.001 (3)	81.58	1.908	11:56:01.763	
3 -	1:27.157	43.908	2:11.065	81.54	1.972	11:58:12.828	
4 -	1:27.276	<b>43.094</b>	2:10.370 (2)	81.98	1.277	12:00:23.198	
5 -	<b>1:25.885</b>	43.208	<b>2:09.093 (1)</b>	<b>82.79</b>		<b>12:02:32.291</b>	

P14		70		Lee BELLOTTI		Kawasaki ZX6R - Happy 70th Birthday Linda Bellotti (MuM)	
IDEAL LAP TIME : 2:09.659		BEST LAP TIME : 2:09.988		DIFFERENCE : 0.329			
LAP	SECTOR 1	SECTOR 2	LAP TIME	MPH	DIFF	TIME OF DAY	
1 -		44.857	2:20.042	76.32	10.054	11:53:51.937	
2 -	1:27.466	43.709	2:11.175	81.47	1.187	11:56:03.112	
3 -	1:26.797	<b>43.520</b>	2:10.317 (2)	82.01	0.329	11:58:13.429	
4 -	1:26.676	44.192	2:10.868 (3)	81.67	0.880	12:00:24.297	
5 -	<b>1:26.139</b>	43.849	<b>2:09.988 (1)</b>	<b>82.22</b>		<b>12:02:34.285</b>	

P15		81 SUP		Malvern MAY		Aprilia RS660 - IMP racing	
IDEAL LAP TIME : 2:09.927		BEST LAP TIME : 2:09.927		DIFFERENCE : 0.000			
LAP	SECTOR 1	SECTOR 2	LAP TIME	MPH	DIFF	TIME OF DAY	
1 -		44.411	2:19.893	76.40	9.966	11:53:51.788	
2 -	1:27.294	44.049	2:11.343	81.37	1.416	11:56:03.131	
3 -	1:26.982	44.016	2:10.998 (3)	81.58	1.071	11:58:14.129	
4 -	1:27.305	43.548	2:10.853 (2)	81.68	0.926	12:00:24.982	
5 -	<b>1:26.416</b>	<b>43.511</b>	<b>2:09.927 (1)</b>	<b>82.26</b>		<b>12:02:34.909</b>	

P16		888 SUP		Brandon WRIGHT		Suzukia SV 650 - 888 Vapour	
IDEAL LAP TIME : 2:09.360		BEST LAP TIME : 2:09.865		DIFFERENCE : 0.505			
LAP	SECTOR 1	SECTOR 2	LAP TIME	MPH	DIFF	TIME OF DAY	
1 -		43.714	2:18.481	77.18	8.616	11:53:50.376	
2 -	1:26.555	<b>43.450</b>	2:10.005 (3)	82.21	0.140	11:56:00.381	
3 -	<b>1:25.910</b>	43.955	<b>2:09.865 (1)</b>	<b>82.30</b>		<b>11:58:10.246</b>	
4 -	1:26.111	43.849	2:09.960 (2)	82.24	0.095	12:00:20.206	
5 -	1:38.018	43.943	2:21.961	75.28	12.096	12:02:42.167	

P17		115 SUP		James SVENSEN		Suzuki SV650S - Team TSR - HCL - RG Racing	
IDEAL LAP TIME : 2:11.887		BEST LAP TIME : 2:12.203		DIFFERENCE : 0.316			
LAP	SECTOR 1	SECTOR 2	LAP TIME	MPH	DIFF	TIME OF DAY	
1 -		44.082	2:20.789	75.91	8.586	11:53:52.684	
2 -	1:28.414	<b>43.789</b>	<b>2:12.203 (1)</b>	<b>80.84</b>		<b>11:56:04.887</b>	
3 -	<b>1:28.098</b>	44.352	2:12.450 (2)	80.69	0.247	11:58:17.337	
4 -	1:28.490	44.246	2:12.736 (3)	80.52	0.533	12:00:30.073	
5 -	1:30.677	44.782	2:15.459	78.90	3.256	12:02:45.532	

P18		137		Colin McPHERSON		Yamaha R6 -	
IDEAL LAP TIME : 2:11.565		BEST LAP TIME : 2:12.084		DIFFERENCE : 0.519			
LAP	SECTOR 1	SECTOR 2	LAP TIME	MPH	DIFF	TIME OF DAY	
1 -		44.570	2:22.191	75.16	10.107	11:53:54.086	
2 -	1:28.411	44.854	2:13.265 (3)	80.20	1.181	11:56:07.351	
3 -	1:29.060	45.291	2:14.351	79.55	2.267	11:58:21.702	
4 -	<b>1:27.525</b>	44.559	<b>2:12.084 (1)</b>	<b>80.91</b>		<b>12:00:33.786</b>	
5 -	1:28.430	<b>44.040</b>	2:12.470 (2)	80.68	0.386	12:02:46.256	

# BMCRC - MRO Championships 2024 - Rnd 3 @ Snetterton 300

## BMCRC Thunderbike Sport & BMCRC Supertwins

### RACE 6 - SECTOR ANALYSIS



SECTOR 1 = FL to I1, SECTOR 2 = I1 to FL, DIFF = Difference To Personal Best Lap, P = Crossed Finish Line in Pit Lane, D = Time Disallowed

P19 402 R		Kaine FARR		Suzuki GSXR - The Elms B&B Snetterton		
IDEAL LAP TIME : 2:10.995		BEST LAP TIME : 2:11.705		DIFFERENCE : 0.710		
LAP	SECTOR 1	SECTOR 2	LAP TIME	MPH	DIFF	TIME OF DAY
1 -		45.543	2:24.773	73.82	13.068	11:53:56.668
2 -	<b>1:27.154</b>	44.551	<b>2:11.705 (1)</b>	<b>81.15</b>		<b>11:56:08.373</b>
3 -	1:29.119	44.756	2:13.875	79.83	2.170	11:58:22.248
4 -	1:27.512	44.588	2:12.100 (2)	80.90	0.395	12:00:34.348
5 -	1:28.874	<b>43.841</b>	2:12.715 (3)	80.53	1.010	12:02:47.063

P20 293		Leigh SMITH		Suzuki SV650 - Smiths Mechanical Support Ltd, Lamonde Autor		
IDEAL LAP TIME : 2:11.489		BEST LAP TIME : 2:11.489		DIFFERENCE : 0.000		
LAP	SECTOR 1	SECTOR 2	LAP TIME	MPH	DIFF	TIME OF DAY
1 -		44.530	2:21.338	75.62	9.849	11:53:53.233
2 -	1:28.958	44.660	2:13.618 (3)	79.98	2.129	11:56:06.851
3 -	1:28.566	44.030	2:12.596 (2)	80.60	1.107	11:58:19.447
4 -	<b>1:27.500</b>	<b>43.989</b>	<b>2:11.489 (1)</b>	<b>81.28</b>		<b>12:00:30.936</b>
5 -	1:31.961	44.365	2:16.326	78.40	4.837	12:02:47.262

P21 51		Paul BEESLEY		Yamaha R6 -		
IDEAL LAP TIME : 2:11.405		BEST LAP TIME : 2:11.849		DIFFERENCE : 0.444		
LAP	SECTOR 1	SECTOR 2	LAP TIME	MPH	DIFF	TIME OF DAY
1 -		<b>43.829</b>	2:22.769	74.86	10.920	11:53:54.664
2 -	1:28.513	44.392	2:12.905 (2)	80.41	1.056	11:56:07.569
3 -	1:29.347	45.212	2:14.559	79.43	2.710	11:58:22.128
4 -	<b>1:27.576</b>	44.273	<b>2:11.849 (1)</b>	<b>81.06</b>		<b>12:00:33.977</b>
5 -	1:29.220	44.786	2:14.006 (3)	79.75	2.157	12:02:47.983

P22 64 R		Will SALISBURY		Suzuki GSXR 600 K4 -		
IDEAL LAP TIME : 2:11.721		BEST LAP TIME : 2:11.721		DIFFERENCE : 0.000		
LAP	SECTOR 1	SECTOR 2	LAP TIME	MPH	DIFF	TIME OF DAY
1 -		45.412	2:25.868	73.27	14.147	11:53:57.763
2 -	1:29.495	44.373	2:13.868	79.84	2.147	11:56:11.631
3 -	1:27.451	45.150	2:12.601 (2)	80.60	0.880	11:58:24.232
4 -	<b>1:27.356</b>	<b>44.365</b>	<b>2:11.721 (1)</b>	<b>81.14</b>		<b>12:00:35.953</b>
5 -	1:27.510	45.100	2:12.610 (3)	80.59	0.889	12:02:48.563

P23 3 SUP		Oliver ARBON		Suzuki SV650 - TT Plumbing & Heating		
IDEAL LAP TIME : 2:11.494		BEST LAP TIME : 2:11.746		DIFFERENCE : 0.252		
LAP	SECTOR 1	SECTOR 2	LAP TIME	MPH	DIFF	TIME OF DAY
1 -		46.126	2:25.293	73.56	13.547	11:53:57.188
2 -	1:30.764	45.694	2:16.458	78.32	4.712	11:56:13.646
3 -	1:27.975	44.323	2:12.298 (2)	80.78	0.552	11:58:25.944
4 -	1:28.036	<b>43.710</b>	<b>2:11.746 (1)</b>	<b>81.12</b>		<b>12:00:37.690</b>
5 -	<b>1:27.784</b>	45.045	2:12.829 (3)	80.46	1.083	12:02:50.519

P24 90		Jack WOLFF		Yamaha R6 -		
IDEAL LAP TIME : 2:13.046		BEST LAP TIME : 2:13.359		DIFFERENCE : 0.313		
LAP	SECTOR 1	SECTOR 2	LAP TIME	MPH	DIFF	TIME OF DAY
1 -		<b>44.707</b>	2:21.737	75.40	8.378	11:53:53.632
2 -	<b>1:28.339</b>	45.020	<b>2:13.359 (1)</b>	<b>80.14</b>		<b>11:56:06.991</b>
3 -	1:29.158	45.376	2:14.534 (3)	79.44	1.175	11:58:21.525
4 -	1:28.992	45.378	2:14.370 (2)	79.54	1.011	12:00:35.895
5 -	1:29.086	45.986	2:15.072	79.12	1.713	12:02:50.967



# BMCRC - MRO Championships 2024 - Rnd 3 @ Snetterton 300

## BMCRC Thunderbike Sport & BMCRC Supertwins

### RACE 6 - SECTOR ANALYSIS



SECTOR 1 = FL to I1, SECTOR 2 = I1 to FL, DIFF = Difference To Personal Best Lap, P = Crossed Finish Line in Pit Lane, D = Time Disallowed

P25 181 SUP Neil CONNELL		Suzuki SV650 - Helite Airvests				
IDEAL LAP TIME : 2:11.359		BEST LAP TIME : 2:11.941		DIFFERENCE : 0.582		
LAP	SECTOR 1	SECTOR 2	LAP TIME	MPH	DIFF	TIME OF DAY
1 -		45.702	2:25.795	73.30	13.854	11:53:57.690
2 -	1:30.095	45.750	2:15.845	78.67	3.904	11:56:13.535
3 -	1:29.426	44.983	2:14.409 (3)	79.51	2.468	11:58:27.944
4 -	1:28.086	<b>44.074</b>	2:12.160 (2)	80.87	0.219	12:00:40.104
5 -	<b>1:27.285</b>	44.656	<b>2:11.941 (1)</b>	<b>81.00</b>		<b>12:02:52.045</b>

P26 74 SUP Daniel BLACK		Suzukis SV650 - Dad				
IDEAL LAP TIME : 2:14.320		BEST LAP TIME : 2:14.632		DIFFERENCE : 0.312		
LAP	SECTOR 1	SECTOR 2	LAP TIME	MPH	DIFF	TIME OF DAY
1 -		<b>44.647</b>	2:23.051	74.71	8.419	11:53:54.946
2 -	<b>1:29.673</b>	44.959	<b>2:14.632 (1)</b>	<b>79.38</b>		<b>11:56:09.578</b>
3 -	1:30.310	45.388	2:15.698 (3)	78.76	1.066	11:58:25.276
4 -	1:29.848	45.153	2:15.001 (2)	79.17	0.369	12:00:40.277
5 -	1:33.461	46.518	2:19.979	76.35	5.347	12:03:00.256

P27 5 R Logan STONE		Yamaha R6 -				
IDEAL LAP TIME : 2:16.532		BEST LAP TIME : 2:17.768		DIFFERENCE : 1.236		
LAP	SECTOR 1	SECTOR 2	LAP TIME	MPH	DIFF	TIME OF DAY
1 -		<b>45.928</b>	2:24.802	73.81	7.034	11:53:56.697
2 -	<b>1:30.604</b>	47.164	<b>2:17.768 (1)</b>	<b>77.58</b>		<b>11:56:14.465</b>
3 -	1:31.204	48.037	2:19.241 (2)	76.75	1.473	11:58:33.706
4 -	1:32.375	47.603	2:19.978	76.35	2.210	12:00:53.684
5 -	1:32.223	47.461	2:19.684 (3)	76.51	1.916	12:03:13.368

P28 89 R Daryl SKINNS		Suzuki GSXR 750 - Indoor Climate Systems UK LTD				
IDEAL LAP TIME : 2:17.140		BEST LAP TIME : 2:18.124		DIFFERENCE : 0.984		
LAP	SECTOR 1	SECTOR 2	LAP TIME	MPH	DIFF	TIME OF DAY
1 -		<b>45.794</b>	2:27.646	72.38	9.522	11:53:59.541
2 -	1:31.856	46.544	2:18.400 (2)	77.22	0.276	11:56:17.941
3 -	1:32.241	46.379	2:18.620 (3)	77.10	0.496	11:58:36.561
4 -	<b>1:31.346</b>	46.778	<b>2:18.124 (1)</b>	<b>77.38</b>		<b>12:00:54.685</b>
5 -	1:31.841	46.930	2:18.771	77.01	0.647	12:03:13.456

P29 175 R Tom SVENSEN		Suzuki SV650 - Team TSR - HCL Carsales - RG racing				
IDEAL LAP TIME : 2:17.437		BEST LAP TIME : 2:17.600		DIFFERENCE : 0.163		
LAP	SECTOR 1	SECTOR 2	LAP TIME	MPH	DIFF	TIME OF DAY
1 -		46.093	2:27.099	72.65	9.499	11:53:58.994
2 -	1:32.795	46.392	2:19.187	76.78	1.587	11:56:18.181
3 -	1:33.086	<b>46.022</b>	2:19.108 (3)	76.83	1.508	11:58:37.289
4 -	<b>1:31.415</b>	46.185	<b>2:17.600 (1)</b>	<b>77.67</b>		<b>12:00:54.889</b>
5 -	1:32.487	46.130	2:18.617 (2)	77.10	1.017	12:03:13.506

P30 14 R George DAVIES		Suzuki SV650 - J Clay Fitness / Fresh Inkz Tattoo Studio's				
IDEAL LAP TIME : 2:20.537		BEST LAP TIME : 2:21.280		DIFFERENCE : 0.743		
LAP	SECTOR 1	SECTOR 2	LAP TIME	MPH	DIFF	TIME OF DAY
1 -		<b>47.069</b>	2:30.445	71.04	9.165	11:54:02.340
2 -	<b>1:33.468</b>	47.812	<b>2:21.280 (1)</b>	<b>75.65</b>		<b>11:56:23.620</b>
3 -	1:34.001	47.864	2:21.865 (2)	75.33	0.585	11:58:45.485
4 -	1:34.065	48.192	2:22.257 (3)	75.13	0.977	12:01:07.742
5 -	1:34.195	48.415	2:22.610	74.94	1.330	12:03:30.352

# BMCRC - MRO Championships 2024 - Rnd 3 @ Snetterton 300

## BMCRC Thunderbike Sport & BMCRC Supertwins

### RACE 6 - SECTOR ANALYSIS



SECTOR 1 = FL to I1, SECTOR 2 = I1 to FL, DIFF = Difference To Personal Best Lap, P = Crossed Finish Line in Pit Lane, D = Time Disallowed

P31 766		Gareth ROSE		Suzuki SV650 -		
IDEAL LAP TIME : 2:21.428		BEST LAP TIME : 2:21.664		DIFFERENCE : 0.236		
LAP	SECTOR 1	SECTOR 2	LAP TIME	MPH	DIFF	TIME OF DAY
1 -		47.663	2:31.285	70.64	9.621	11:54:03.180
2 -	1:34.938	47.918	2:22.856	74.81	1.192	11:56:26.036
3 -	1:34.860	47.770	2:22.630 (3)	74.93	0.966	11:58:48.666
4 -	<b>1:34.305</b>	47.641	2:21.946 (2)	75.29	0.282	12:01:10.612
5 -	1:34.541	<b>47.123</b>	<b>2:21.664 (1)</b>	<b>75.44</b>		<b>12:03:32.276</b>

P32 55 R		Magnus MANSON-CHUBB		Kawasaki ZXR400L -		
IDEAL LAP TIME : 2:22.395		BEST LAP TIME : 2:22.543		DIFFERENCE : 0.148		
LAP	SECTOR 1	SECTOR 2	LAP TIME	MPH	DIFF	TIME OF DAY
1 -		<b>47.577</b>	2:31.845	70.38	9.302	11:54:03.740
2 -	1:34.972	47.785	2:22.757 (2)	74.86	0.214	11:56:26.497
3 -	<b>1:34.818</b>	47.725	<b>2:22.543 (1)</b>	<b>74.98</b>		<b>11:58:49.040</b>
4 -	1:35.434	47.994	2:23.428 (3)	74.51	0.885	12:01:12.468
5 -	1:36.627	48.905	2:25.532	73.44	2.989	12:03:38.000

P33 68 SUP		Mark HILL		DUCATI S2R - Mhp exhausts, Knight RR		
IDEAL LAP TIME : 2:09.507		BEST LAP TIME : 2:09.931		DIFFERENCE : 0.424		
LAP	SECTOR 1	SECTOR 2	LAP TIME	MPH	DIFF	TIME OF DAY
1 -		<b>43.415</b>	2:16.349	78.38	6.418	11:53:48.244
2 -	1:26.369	43.562	<b>2:09.931 (1)</b>	<b>82.25</b>		<b>11:55:58.175</b>
3 -	1:26.576	43.780	2:10.356 (2)	81.99	0.425	11:58:08.531
4 -	<b>1:26.092</b>	44.490	2:10.582 (3)	81.84	0.651	12:00:19.113

P34 155		Paul TOLAND		Yamaha TZR 250 - Kippers keys		
IDEAL LAP TIME : 2:24.492		BEST LAP TIME : 2:27.728		DIFFERENCE : 3.236		
LAP	SECTOR 1	SECTOR 2	LAP TIME	MPH	DIFF	TIME OF DAY
1 -		<b>47.166</b>	2:32.637	70.02	4.909	11:54:04.532
2 -	1:38.156	49.572	<b>2:27.728 (1)</b>	<b>72.34</b>		<b>11:56:32.260</b>
3 -	<b>1:37.326</b>	55.428	2:32.754 (2)	69.96	5.026	11:59:05.014

# BMCRC - MRO Championships 2024 - Rnd 3 @ Snetterton 300

## BMCRC Thunderbike Sport & BMCRC Supertwins

### RACE 6 - BEST SECTORS

SECTOR 1				SECTOR 2				IDEAL / BEST COMPARISON				
POS	NO	NAME	TIME	NO	NAME	TIME	POS	NO	NAME	IDEAL	BEST	DIFF
1	16	LOOMES	1:21.358	9	WETHERELL	40.314	1	9	WETHERELL	2:01.720	2:01.720	0.000
2	9	WETHERELL	1:21.406	16	LOOMES	40.433	2	16	LOOMES	2:01.791	2:01.832	0.041
3	444	BUTLER	1:22.796	69	RUSSO	41.099	3	444	BUTLER	2:04.161	2:04.581	0.420
4	69	RUSSO	1:23.182	444	BUTLER	41.365	4	69	RUSSO	2:04.281	2:04.328	0.047
5	15	MERCER	1:23.344	15	MERCER	41.371	5	15	MERCER	2:04.715	2:04.904	0.189
6	2	GILL	1:24.163	2	GILL	42.055	6	2	GILL	2:06.218	2:06.336	0.118
7	77	WHITE	1:24.670	77	WHITE	42.144	7	77	WHITE	2:06.814	2:06.814	0.000
8	17	BAKER	1:25.383	17	BAKER	42.234	8	17	BAKER	2:07.617	2:08.523	0.906
9	48	WALLIS	1:25.528	100	HOWTON	42.596	9	100	HOWTON	2:08.676	2:09.296	0.620
10	994	HOWARD	1:25.776	27	BROWN	42.707	10	994	HOWARD	2:08.724	2:09.449	0.725
11	7	TAYLOR	1:25.885	994	HOWARD	42.948	11	27	BROWN	2:08.804	2:09.075	0.271
12	888	WRIGHT	1:25.910	7	TAYLOR	43.094	12	7	TAYLOR	2:08.979	2:09.093	0.114
13	100	HOWTON	1:26.080	68	HILL	43.415	13	48	WALLIS	2:09.018	2:09.066	0.048
14	68	HILL	1:26.092	888	WRIGHT	43.450	14	888	WRIGHT	2:09.360	2:09.865	0.505
15	27	BROWN	1:26.097	48	WALLIS	43.490	15	68	HILL	2:09.507	2:09.931	0.424
16	70	BELLOTTI	1:26.139	81	MAY	43.511	16	70	BELLOTTI	2:09.659	2:09.988	0.329
17	81	MAY	1:26.416	70	BELLOTTI	43.520	17	81	MAY	2:09.927	2:09.927	0.000
18	402	FARR	1:27.154	3	ARBON	43.710	18	402	FARR	2:10.995	2:11.705	0.710
19	181	CONNELL	1:27.285	115	SVENSEN	43.789	19	181	CONNELL	2:11.359	2:11.941	0.582
20	64	SALISBURY	1:27.356	51	BEESLEY	43.829	20	51	BEESLEY	2:11.405	2:11.849	0.444
21	293	SMITH	1:27.500	402	FARR	43.841	21	293	SMITH	2:11.489	2:11.489	0.000
22	137	McPHERSON	1:27.525	293	SMITH	43.989	22	3	ARBON	2:11.494	2:11.746	0.252
23	51	BEESLEY	1:27.576	137	McPHERSON	44.040	23	137	McPHERSON	2:11.565	2:12.084	0.519
24	3	ARBON	1:27.784	181	CONNELL	44.074	24	64	SALISBURY	2:11.721	2:11.721	0.000
25	115	SVENSEN	1:28.098	64	SALISBURY	44.365	25	115	SVENSEN	2:11.887	2:12.203	0.316
26	90	WOLFF	1:28.339	74	BLACK	44.647	26	90	WOLFF	2:13.046	2:13.359	0.313
27	74	BLACK	1:29.673	90	WOLFF	44.707	27	74	BLACK	2:14.320	2:14.632	0.312
28	5	STONE	1:30.604	89	SKINNS	45.794	28	5	STONE	2:16.532	2:17.768	1.236
29	89	SKINNS	1:31.346	5	STONE	45.928	29	89	SKINNS	2:17.140	2:18.124	0.984
30	175	SVENSEN	1:31.415	175	SVENSEN	46.022	30	175	SVENSEN	2:17.437	2:17.600	0.163
31	14	DAVIES	1:33.468	14	DAVIES	47.069	31	14	DAVIES	2:20.537	2:21.280	0.743
32	766	ROSE	1:34.305	766	ROSE	47.123	32	766	ROSE	2:21.428	2:21.664	0.236
33	55	MANSON-CHUBB	1:34.818	155	TOLAND	47.166	33	55	MANSON-CHUBB	2:22.395	2:22.543	0.148
34	155	TOLAND	1:37.326	55	MANSON-CHUBB	47.577	34	155	TOLAND	2:24.492	2:27.728	3.236

# BMCRC - MRO Championships 2024 - Rnd 3 @ Snetterton 300

## BMCRC Thunderbike Sport & BMCRC Supertwins

### RACE 6 - STATISTICS

**Competitors Started** 34  
**Planned Start** 2024-05-05 @ 11:50:00.000  
**Actual Start** 2024-05-05 @ 11:51:31.895  
**Finish Time** 2024-05-05 @ 12:01:48.836  
**Track Length** 2.9689mi.  
**Total Laps** 167  
**Total Distance Covered** 495.8082mi.

#### Session Fastest Lap History

NO	CL	NAME	LAP TIME	TIME OF DAY	LAP	VEHICLE
9		<b>Matt WETHERELL</b>	<b>2:02.224</b>	11:55:42.236	2	Suzuki GSXR 600
9		<b>Matt WETHERELL</b>	<b>2:01.720</b>	11:59:46.871	4	Suzuki GSXR 600

#### Session Leader History

NO	CL	NAME	FROM LAP	LAPS LED	DISTANCE	VEHICLE
9		<b>Matt WETHERELL</b>	1	5	14.84 miles	Suzuki GSXR 600

#### Flag History

TYPE	TIME OF DAY
GREEN	11:51:31.895
FINISH	12:01:48.836

#### Flag Statistics

TYPE	COUNT	TOTAL LAPS	TOTAL TIME
Green	1	5	12:14.608
Red	0	0	0.000
Safety Car	0	0	0.000
FCY	0	0	0.000

# BMCRC - MRO Championships 2024 - Rnd 3 @ Snetterton 300

## BMCRC Thunderbike Sport & BMCRC Supertwins

### RACE 6 - STATISTICS

CLASS :

16 Starters

#### Fastest Lap History

NO	NAME	LAP TIME	TIME OF DAY	LAP	VEHICLE
9	Matt WETHERELL	2:02.224	11:55:42.236	2	Suzuki GSXR 600
9	Matt WETHERELL	2:01.720	11:59:46.871	4	Suzuki GSXR 600

#### Leader History

NO	NAME	FROM LAP	LAPS LED	DISTANCE	VEHICLE
9	Matt WETHERELL	1	5	14.84 miles	Suzuki GSXR 600

# BMCRC - MRO Championships 2024 - Rnd 3 @ Snetterton 300

## BMCRC Thunderbike Sport & BMCRC Supertwins

### RACE 6 - STATISTICS

**CLASS : R**

8 Starters

#### Fastest Lap History

NO	NAME	LAP TIME	TIME OF DAY	LAP	VEHICLE
7	Darren TAYLOR	<b>2:11.001</b>	11:56:01.781	2	Kawasaki ZX6R
7	Darren TAYLOR	<b>2:10.370</b>	12:00:23.218	4	Kawasaki ZX6R
7	Darren TAYLOR	<b>2:09.093</b>	12:02:32.310	5	Kawasaki ZX6R

#### Leader History

NO	NAME	FROM LAP	LAPS LED	DISTANCE	VEHICLE
7	Darren TAYLOR	1	5	14.84 miles	Kawasaki ZX6R

# BMCRC - MRO Championships 2024 - Rnd 3 @ Snetterton 300

## BMCRC Thunderbike Sport & BMCRC Supertwins

### RACE 6 - STATISTICS

CLASS : SUP

10 Starters

#### Fastest Lap History

NO	NAME	LAP TIME	TIME OF DAY	LAP	VEHICLE
100	Craig HOWTON	<b>2:09.681</b>	11:55:56.048	2	Kawasaki ER6N
27	Ben BROWN	<b>2:09.600</b>	11:55:59.535	2	Yamaha R7
17	Philip BAKER	<b>2:08.859</b>	11:58:11.279	3	BMW F900R
17	Philip BAKER	<b>2:08.682</b>	12:00:19.962	4	BMW F900R
17	Philip BAKER	<b>2:08.523</b>	12:02:28.485	5	BMW F900R

#### Leader History

NO	NAME	FROM LAP	LAPS LED	DISTANCE	VEHICLE
100	Craig HOWTON	1	5	14.84 miles	Kawasaki ER6N



# BMCRC - MRO Championships 2024 - Rnd 3 @ Snetterton 300

## BMCRC Thunderbike Sport & BMCRC Supertwins

### RACE 17 - GRID (5 Laps)

ROW 12	36	2:09.931	68	Mark HILL	35	64	Will SALISBURY	34	37	Spencer CARRINGTON				
ROW 11			33	21	Toby FINNIS	32	2:27.728	155	Paul TOLAND	31	2:22.543	55	Magnus MANSON-CHUBB	
ROW 10	30	2:21.664	766	Gareth ROSE	29	2:21.280	14	George DAVIES	28	2:18.124	89	Daryl SKINNS		
ROW 9			27	2:17.768	5	Logan STONE	26	2:17.600	175	Tom SVENSEN	25	2:14.632	74	Daniel BLACK
ROW 8	24	2:13.359	90	Jack WOLFF	23	2:12.203	115	James SVENSEN	22	2:12.084	137	Colin McPHERSON		
ROW 7			21	2:11.941	181	Neil CONNELL	20	2:11.849	51	Paul BEESLEY	19	2:11.746	3	Oliver ARBON
ROW 6	18	2:11.705	402	Kaine FARR	17	2:11.489	293	Leigh SMITH	16	2:09.988	70	Lee BELLOTTI		
ROW 5			15	2:09.927	81	Malvern MAY	14	2:09.865	888	Brandon WRIGHT	13	2:09.449	994	Adrian HOWARD
ROW 4	12	2:09.296	100	Craig HOWTON	11	2:09.093	7	Darren TAYLOR	10	2:09.075	27	Ben BROWN		
ROW 3			9	2:09.066	48	Shaun WALLIS	8	2:08.523	17	Philip BAKER	7	2:06.814	77	Joe WHITE
ROW 2	6	2:06.336	2	Andrew GILL	5	2:04.904	15	Daniel MERCER	4	2:04.581	444	Vincent BUTLER		
ROW 1			3	2:04.328	69	Tony RUSSO	2	2:01.832	16	Jason LOOMES	1	2:01.720	9	Matt WETHERELL

Pole



These results are provisional until the conclusion of any judicial and technical matters.

Snetterton 300: 2.9689 miles

Clerk Of Course:	Stewards:	Timekeeper:	<i>Craig Smith</i>	
------------------	-----------	-------------	--------------------	--

Results can be found at [www.tsl-timing.com](http://www.tsl-timing.com)

Printed - 12:35 Sunday, 05 May 2024







BMCRC THUNDERBIKE SPORT



BMCRC SUPERTWINS

# BMCRC - MRO Championships 2024 - Rnd 3 @ Snetterton 300

## BMCRC Thunderbike Sport & BMCRC Supertwins

### RACE 17 - CLASSIFICATION

Race Distance: 3 Laps / 8.90 miles

POS	NO	CL	PIC	NAME	ENTRY	LAPS	TIME	GAP	DIFF	MPH	BEST	ON	GRD	↑↓
1	9		1	Matt WETHERELL	Suzuki GSXR 600 - Lamonde Racing	3	6:13.248			85.90	2:02.524	2	1	0
2	16		2	Jason LOOMES	Yamaha R6 -	3	6:17.876	4.628	4.628	84.85	2:03.716	2	2	0
3	69		3	Tony RUSSO	Yamaha R6 - Wymark Lubricants	3	6:21.877	8.629	4.001	83.96	2:05.182	2	3	0
4	17	SUP	1	Philip BAKER	BMW F900R - Ashford Accident Repair Centre Ltd	3	6:27.062	13.814	5.185	82.83	2:07.487	2	8	4
5	15		4	Daniel MERCER	Yamaha R6 - Merc&Co Racing, Apex2Apex promotions, Elec	3	6:27.138	13.890	0.076	82.82	2:07.175	2	5	0
6	77		5	Joe WHITE	Suzuki GSXR 600 MAIN - The Race Shack /Just In Graphics	3	6:29.446	16.198	2.308	82.33	2:06.817	2	7	1
7	48		6	Shaun WALLIS	Yamaha R6 - MBC Despatch Racing	3	6:31.170	17.922	1.724	81.96	2:07.317	3	9	2
8	7	R	1	Darren TAYLOR	Kawasaki ZX6R - Watton Auto Centre	3	6:33.229	19.981	2.059	81.54	2:08.908	3	11	3
9	81	SUP	2	Malvern MAY	Aprilia RS660 - IMP racing	3	6:39.000	25.752	5.771	80.36	2:09.957	3	15	6
10	181	SUP	3	Neil CONNELL	Suzuki SV650 - Helite Airvests	3	6:39.661	26.413	0.661	80.22	2:10.763	3	21	11
11	3	SUP	4	Oliver ARBON	Suzuki SV650 - TT Plumbing & Heating	3	6:39.855	26.607	0.194	80.18	2:09.546	3	19	8
12	70		7	Lee BELLOTTI	Kawasaki ZX6R - Happy 70th Birthday Linda Bellotti (MuM)	3	6:44.965	31.717	5.110	79.17	2:12.205	3	16	4
13	51		8	Paul BEESLEY	Yamaha R6 -	3	6:48.530	35.282	3.565	78.48	2:12.645	3	20	7
14	293		9	Leigh SMITH	Suzuki SV650 - Smiths Mechanical Support Ltd, Lamonde Au	3	6:48.857	35.609	0.327	78.42	2:13.500	3	17	3
15	90		10	Jack WOLFF	Yamaha R6 -	3	6:49.691	36.443	0.834	78.26	2:13.105	2	24	9
16	402	R	2	Kaine FARR	Suzuki GSXR - The Elms B&B Snetterton	3	6:50.453	37.205	0.762	78.11	2:12.471	3	18	2
17	115	SUP	5	James SVENSEN	Suzuki SV650S - Team TSR - HCL - RG Racing	3	6:52.300	39.052	1.847	77.76	2:13.615	3	23	6
18	74	SUP	6	Daniel BLACK	Suzuki SV650 - Dad	3	6:57.038	43.790	4.738	76.88	2:15.708	2	25	7
19	5	R	3	Logan STONE	Yamaha R6 -	3	6:57.561	44.313	0.523	76.78	2:15.787	2	27	8
20	175	R	4	Tom SVENSEN	Suzuki SV650 - Team TSR - HCL Carsales - RG racing	3	6:57.893	44.645	0.332	76.72	2:16.162	3	26	6
21	14	R	5	George DAVIES	Suzuki SV650 - J Clay Fitness / Fresh Inkz Tattoo Studio's	3	7:14.821	1:01.573	16.928	73.74	2:21.198	3	29	8
22	766		11	Gareth ROSE	Suzuki SV650 -	3	7:15.792	1:02.544	0.971	73.57	2:22.305	3	30	8
23	89	R	6	Daryl SKINNS	Suzuki GSXR 750 - Indoor Climate Systems UK LTD	3	7:23.339	1:10.091	7.547	72.32	2:23.533	3	28	5
24	55	R	7	Magnus MANSON-CHUBB	Kawasaki ZXR400L -	3	7:23.781	1:10.533	0.442	72.25	2:24.183	3	31	7

#### NOT CLASSIFIED

DNF	137			Colin McPHERSON	Yamaha R6 -	1	2:21.865	2 Laps	2 Laps	75.33				22
-----	-----	--	--	-----------------	-------------	---	----------	--------	--------	-------	--	--	--	----

#### FASTEST LAP

	9			Matt WETHERELL	Suzuki GSXR 600 - Lamonde Racing	2	2:02.524			87.23 mph				140.38 kph
	17	SUP		Philip BAKER	BMW F900R - Ashford Accident Repair Centre Ltd	2	2:07.487			83.83 mph				134.92 kph
	7	R		Darren TAYLOR	Kawasaki ZX6R - Watton Auto Centre	3	2:08.908			82.91 mph				133.43 kph

#### Comments:

Class - 92.5% of Race Speed = 79.45 mph  
 Class SUP - 92.5% of Race Speed = 76.61 mph  
 Class R - 92.5% of Race Speed = 75.42 mph

Weather / Track : Cloudy / Dry

Date: 05/05/2024 Start: 16:01 Finish: 16:07  
Snetterton 300: 2.9689 miles

These results are provisional until the conclusion of any judicial and technical matters.

Clerk Of Course:	Stewards:	Timekeeper:	<i>Craig Smith</i>	
------------------	-----------	-------------	--------------------	--

Results can be found at [www.tsl-timing.com](http://www.tsl-timing.com)

Printed - 16:09 Sunday, 05 May 2024



# BMCRC - MRO Championships 2024 - Rnd 3 @ Snetterton 300

## BMCRC Thunderbike Sport & BMCRC Supertwins

### RACE 17 - LAP CHART

LAP 1 @ 16:03:30.017			LAP 2 @ 16:05:32.541			LAP 3 @ 16:07:35.717		
NO	BEHIND	LAP TIME	NO	BEHIND	LAP TIME	NO	BEHIND	LAP TIME
9		2:07.548	9		2:02.524	9		2:03.176
16	1.220	2:08.768	16	2.412	2:03.716	16	4.628	2:05.392
69	3.505	2:11.053	69	6.163	2:05.182	69	8.629	2:05.642
17	4.524	2:12.072	17	9.487	2:07.487	17	13.814	2:07.503
15	5.029	2:12.577	15	9.680	2:07.175	15	13.890	2:07.386
77	5.837	2:13.385	77	10.130	2:06.817	77	16.198	2:09.244
7	7.399	2:14.947	48	13.781	2:07.925	48	17.922	2:07.317
48	8.380	2:15.928	7	14.249	2:09.374	7	19.981	2:08.908
181	10.003	2:17.551	181	18.826	2:11.347	81	25.752	2:09.957
3	10.335	2:17.883	81	18.971	2:10.827	181	26.413	2:10.763
81	10.668	2:18.216	3	20.237	2:12.426	3	26.607	2:09.546
70	12.447	2:19.995	70	22.688	2:12.765	70	31.717	2:12.205
293	13.406	2:20.954	293	25.285	2:14.403	51	35.282	2:12.645
137	14.317	2:21.865	51	25.813	2:12.796	293	35.609	2:13.500
402	15.045	2:22.593	90	26.466	2:13.105	90	36.443	2:13.153
51	15.541	2:23.089	402	27.910	2:15.389	402	37.205	2:12.471
90	15.885	2:23.433	115	28.613	2:13.751	115	39.052	2:13.615
5	17.029	2:24.577	5	30.292	2:15.787	74	43.790	2:16.202
115	17.386	2:24.934	74	30.764	2:15.708	5	44.313	2:17.197
74	17.580	2:25.128	175	31.659	2:16.333	175	44.645	2:16.162
175	17.850	2:25.398	766	43.415	2:23.443	14	1:01.573	2:21.198
766	22.496	2:30.044	14	43.551	2:22.616	766	1:02.544	2:22.305
14	23.459	2:31.007	55	49.526	2:25.760	89	1:10.091	2:23.533
89	26.001	2:33.549	89	49.734	2:26.257	55	1:10.533	2:24.183
55	26.290	2:33.838						

# BMCRC - MRO Championships 2024 - Rnd 3 @ Snetterton 300

## BMCRC Thunderbike Sport & BMCRC Supertwins

### RACE 17 - POSITION CHART

No	Name	Lap	1	2	3
		Pos			
9	WETHERELL	1	9	9	9
16	LOOMES	2	16	16	16
69	RUSSO	3	69	69	69
15	MERCER	4	17	17	17
77	WHITE	5	15	15	15
17	BAKER	6	77	77	77
48	WALLIS	7	7	48	48
7	TAYLOR	8	48	7	7
81	MAY	9	181	181	81
70	BELLOTTI	10	3	81	181
293	SMITH	11	81	3	3
402	FARR	12	70	70	70
3	ARBON	13	293	293	51
51	BEESELEY	14	137	51	293
181	CONNELL	15	402	90	90
137	McPHERSON	16	51	402	402
115	SVENSEN	17	90	115	115
90	WOLFF	18	5	5	74
74	BLACK	19	115	74	5
175	SVENSEN	20	74	175	175
5	STONE	21	175	766	14
89	SKINNS	22	766	14	766
14	DAVIES	23	14	55	89
766	ROSE	24	89	89	55
55	MANSON-CHUBB	25	55		

# BMCRC - MRO Championships 2024 - Rnd 3 @ Snetterton 300

## BMCRC Thunderbike Sport & BMCRC Supertwins

### RACE 17 - SECTOR ANALYSIS



SECTOR 1 = FL to I1, SECTOR 2 = I1 to FL, DIFF = Difference To Personal Best Lap, P = Crossed Finish Line in Pit Lane, D = Time Disallowed

P1		9		Matt WETHERELL		Suzuki GSXR 600 - Lamonde Racing	
IDEAL LAP TIME : 2:02.524		BEST LAP TIME : 2:02.524		DIFFERENCE : 0.000			
LAP	SECTOR 1	SECTOR 2	LAP TIME	MPH	DIFF	TIME OF DAY	
1 -		40.890	2:07.548	83.79	5.024	16:03:30.017	
2 -	<b>1:21.917</b>	<b>40.607</b>	<b>2:02.524 (1)</b>	<b>87.23</b>		<b>16:05:32.541</b>	
3 -	1:22.247	40.929	2:03.176 (2)	86.77	0.652	16:07:35.717	

P2		16		Jason LOOMES		Yamaha R6 -	
IDEAL LAP TIME : 2:03.154		BEST LAP TIME : 2:03.716		DIFFERENCE : 0.562			
LAP	SECTOR 1	SECTOR 2	LAP TIME	MPH	DIFF	TIME OF DAY	
1 -		<b>41.030</b>	2:08.768	83.00	5.052	16:03:31.237	
2 -	<b>1:22.124</b>	41.592	<b>2:03.716 (1)</b>	<b>86.39</b>		<b>16:05:34.953</b>	
3 -	1:23.983	41.409	2:05.392 (2)	85.23	1.676	16:07:40.345	

P3		69		Tony RUSSO		Yamaha R6 - Wymark Lubricants	
IDEAL LAP TIME : 2:05.141		BEST LAP TIME : 2:05.182		DIFFERENCE : 0.041			
LAP	SECTOR 1	SECTOR 2	LAP TIME	MPH	DIFF	TIME OF DAY	
1 -		<b>41.472</b>	2:11.053	81.55	5.871	16:03:33.522	
2 -	<b>1:23.669</b>	41.513	<b>2:05.182 (1)</b>	<b>85.38</b>		<b>16:05:38.704</b>	
3 -	1:23.804	41.838	2:05.642 (2)	85.06	0.460	16:07:44.346	

P4		17 SUP		Philip BAKER		BMW F900R - Ashford Accident Repair Centre Ltd	
IDEAL LAP TIME : 2:07.341		BEST LAP TIME : 2:07.487		DIFFERENCE : 0.146			
LAP	SECTOR 1	SECTOR 2	LAP TIME	MPH	DIFF	TIME OF DAY	
1 -		<b>42.162</b>	2:12.072	80.92	4.585	16:03:34.541	
2 -	1:25.260	42.227	<b>2:07.487 (1)</b>	<b>83.83</b>		<b>16:05:42.028</b>	
3 -	<b>1:25.179</b>	42.324	2:07.503 (2)	83.82	0.016	16:07:49.531	

P5		15		Daniel MERCER		Yamaha R6 - Merc&Co Racing, Apex2Apex promotions, Electric	
IDEAL LAP TIME : 2:07.070		BEST LAP TIME : 2:07.175		DIFFERENCE : 0.105			
LAP	SECTOR 1	SECTOR 2	LAP TIME	MPH	DIFF	TIME OF DAY	
1 -		42.206	2:12.577	80.61	5.402	16:03:35.046	
2 -	<b>1:24.936</b>	42.239	<b>2:07.175 (1)</b>	<b>84.04</b>		<b>16:05:42.221</b>	
3 -	1:25.252	<b>42.134</b>	2:07.386 (2)	83.90	0.211	16:07:49.607	

P6		77		Joe WHITE		Suzuki GSXR 600 MAIN - The Race Shack /Just In Graphics	
IDEAL LAP TIME : 2:06.817		BEST LAP TIME : 2:06.817		DIFFERENCE : 0.000			
LAP	SECTOR 1	SECTOR 2	LAP TIME	MPH	DIFF	TIME OF DAY	
1 -		42.276	2:13.385	80.12	6.568	16:03:35.854	
2 -	<b>1:24.788</b>	<b>42.029</b>	<b>2:06.817 (1)</b>	<b>84.27</b>		<b>16:05:42.671</b>	
3 -	1:26.561	42.683	2:09.244 (2)	82.69	2.427	16:07:51.915	

P7		48		Shaun WALLIS		Yamaha R6 - MBC Despatch Racing	
IDEAL LAP TIME : 2:07.317		BEST LAP TIME : 2:07.317		DIFFERENCE : 0.000			
LAP	SECTOR 1	SECTOR 2	LAP TIME	MPH	DIFF	TIME OF DAY	
1 -		42.993	2:15.928	78.63	8.611	16:03:38.397	
2 -	1:24.897	43.028	2:07.925 (2)	83.54	0.608	16:05:46.322	
3 -	<b>1:24.634</b>	<b>42.683</b>	<b>2:07.317 (1)</b>	<b>83.94</b>		<b>16:07:53.639</b>	

P8		7 R		Darren TAYLOR		Kawasaki ZX6R - Watton Auto Centre	
IDEAL LAP TIME : 2:08.728		BEST LAP TIME : 2:08.908		DIFFERENCE : 0.180			
LAP	SECTOR 1	SECTOR 2	LAP TIME	MPH	DIFF	TIME OF DAY	
1 -		42.950	2:14.947	79.20	6.039	16:03:37.416	
2 -	1:26.554	<b>42.820</b>	2:09.374 (2)	82.61	0.466	16:05:46.790	
3 -	<b>1:25.908</b>	43.000	<b>2:08.908 (1)</b>	<b>82.91</b>		<b>16:07:55.698</b>	

# BMCRC - MRO Championships 2024 - Rnd 3 @ Snetterton 300

## BMCRC Thunderbike Sport & BMCRC Supertwins

### RACE 17 - SECTOR ANALYSIS



SECTOR 1 = FL to I1, SECTOR 2 = I1 to FL, DIFF = Difference To Personal Best Lap, P = Crossed Finish Line in Pit Lane, D = Time Disallowed

<b>P9</b>	<b>81 SUP</b>	<b>Malvern MAY</b>	Aprilia RS660 - IMP racing			
IDEAL LAP TIME : 2:09.156		BEST LAP TIME : 2:09.957		DIFFERENCE : 0.801		
LAP	SECTOR 1	SECTOR 2	LAP TIME	MPH	DIFF	TIME OF DAY
1 -		<b>42.793</b>	2:18.216	77.32	8.259	16:03:40.685
2 -	<b>1:26.363</b>	44.464	2:10.827 (2)	81.69	0.870	16:05:51.512
3 -	1:26.602	43.355	<b>2:09.957 (1)</b>	<b>82.24</b>		<b>16:08:01.469</b>
<b>P10</b>	<b>181 SUP</b>	<b>Neil CONNELL</b>	Suzuki SV650 - Helite Airvests			
IDEAL LAP TIME : 2:10.259		BEST LAP TIME : 2:10.763		DIFFERENCE : 0.504		
LAP	SECTOR 1	SECTOR 2	LAP TIME	MPH	DIFF	TIME OF DAY
1 -		43.790	2:17.551	77.70	6.788	16:03:40.020
2 -	<b>1:26.648</b>	44.699	2:11.347 (2)	81.37	0.584	16:05:51.367
3 -	1:27.152	<b>43.611</b>	<b>2:10.763 (1)</b>	<b>81.73</b>		<b>16:08:02.130</b>
<b>P11</b>	<b>3 SUP</b>	<b>Oliver ARBON</b>	Suzuki SV650 - TT Plumbing & Heating			
IDEAL LAP TIME : 2:09.546		BEST LAP TIME : 2:09.546		DIFFERENCE : 0.000		
LAP	SECTOR 1	SECTOR 2	LAP TIME	MPH	DIFF	TIME OF DAY
1 -		44.090	2:17.883	77.51	8.337	16:03:40.352
2 -	1:26.687	45.739	2:12.426 (2)	80.70	2.880	16:05:52.778
3 -	<b>1:25.904</b>	<b>43.642</b>	<b>2:09.546 (1)</b>	<b>82.50</b>		<b>16:08:02.324</b>
<b>P12</b>	<b>70</b>	<b>Lee BELLOTTI</b>	Kawasaki ZX6R - Happy 70th Birthday Linda Bellotti (MuM)			
IDEAL LAP TIME : 2:11.855		BEST LAP TIME : 2:12.205		DIFFERENCE : 0.350		
LAP	SECTOR 1	SECTOR 2	LAP TIME	MPH	DIFF	TIME OF DAY
1 -		<b>44.450</b>	2:19.995	76.34	7.790	16:03:42.464
2 -	1:28.108	44.657	2:12.765 (2)	80.50	0.560	16:05:55.229
3 -	<b>1:27.405</b>	44.800	<b>2:12.205 (1)</b>	<b>80.84</b>		<b>16:08:07.434</b>
<b>P13</b>	<b>51</b>	<b>Paul BEESLEY</b>	Yamaha R6 -			
IDEAL LAP TIME : 2:12.481		BEST LAP TIME : 2:12.645		DIFFERENCE : 0.164		
LAP	SECTOR 1	SECTOR 2	LAP TIME	MPH	DIFF	TIME OF DAY
1 -		45.878	2:23.089	74.69	10.444	16:03:45.558
2 -	<b>1:28.256</b>	44.540	2:12.796 (2)	80.48	0.151	16:05:58.354
3 -	1:28.420	<b>44.225</b>	<b>2:12.645 (1)</b>	<b>80.57</b>		<b>16:08:10.999</b>
<b>P14</b>	<b>293</b>	<b>Leigh SMITH</b>	Suzuki SV650 - Smiths Mechanical Support Ltd, Lamonde Autor			
IDEAL LAP TIME : 2:13.500		BEST LAP TIME : 2:13.500		DIFFERENCE : 0.000		
LAP	SECTOR 1	SECTOR 2	LAP TIME	MPH	DIFF	TIME OF DAY
1 -		45.078	2:20.954	75.82	7.454	16:03:43.423
2 -	1:29.327	45.076	2:14.403 (2)	79.52	0.903	16:05:57.826
3 -	<b>1:28.597</b>	<b>44.903</b>	<b>2:13.500 (1)</b>	<b>80.06</b>		<b>16:08:11.326</b>
<b>P15</b>	<b>90</b>	<b>Jack WOLFF</b>	Yamaha R6 -			
IDEAL LAP TIME : 2:13.105		BEST LAP TIME : 2:13.105		DIFFERENCE : 0.000		
LAP	SECTOR 1	SECTOR 2	LAP TIME	MPH	DIFF	TIME OF DAY
1 -		45.209	2:23.433	74.51	10.328	16:03:45.902
2 -	<b>1:28.447</b>	<b>44.658</b>	<b>2:13.105 (1)</b>	<b>80.29</b>		<b>16:05:59.007</b>
3 -	1:28.466	44.687	2:13.153 (2)	80.26	0.048	16:08:12.160
<b>P16</b>	<b>402 R</b>	<b>Kaine FARR</b>	Suzuki GSXR - The Elms B&B Snetterton			
IDEAL LAP TIME : 2:12.471		BEST LAP TIME : 2:12.471		DIFFERENCE : 0.000		
LAP	SECTOR 1	SECTOR 2	LAP TIME	MPH	DIFF	TIME OF DAY
1 -		45.662	2:22.593	74.95	10.122	16:03:45.062
2 -	1:30.242	45.147	2:15.389 (2)	78.94	2.918	16:06:00.451
3 -	<b>1:27.788</b>	<b>44.683</b>	<b>2:12.471 (1)</b>	<b>80.68</b>		<b>16:08:12.922</b>

# BMCRC - MRO Championships 2024 - Rnd 3 @ Snetterton 300

## BMCRC Thunderbike Sport & BMCRC Supertwins

### RACE 17 - SECTOR ANALYSIS



SECTOR 1 = FL to I1, SECTOR 2 = I1 to FL, DIFF = Difference To Personal Best Lap, P = Crossed Finish Line in Pit Lane, D = Time Disallowed

P17		115 SUP	James SVENSEN	Suzuki SV650S - Team TSR - HCL - RG Racing		
IDEAL LAP TIME : 2:13.493		BEST LAP TIME : 2:13.615		DIFFERENCE : 0.122		
LAP	SECTOR 1	SECTOR 2	LAP TIME	MPH	DIFF	TIME OF DAY
1 -		45.471	2:24.934	73.74	11.319	16:03:47.403
2 -	<b>1:29.376</b>	44.375	2:13.751 (2)	79.91	0.136	16:06:01.154
3 -	1:29.498	<b>44.117</b>	<b>2:13.615 (1)</b>	<b>79.99</b>		<b>16:08:14.769</b>

P18		74 SUP	Daniel BLACK	Suzukis SV650 - Dad		
IDEAL LAP TIME : 2:15.708		BEST LAP TIME : 2:15.708		DIFFERENCE : 0.000		
LAP	SECTOR 1	SECTOR 2	LAP TIME	MPH	DIFF	TIME OF DAY
1 -		45.438	2:25.128	73.64	9.420	16:03:47.597
2 -	<b>1:30.667</b>	<b>45.041</b>	<b>2:15.708 (1)</b>	<b>78.75</b>		<b>16:06:03.305</b>
3 -	1:30.891	45.311	2:16.202 (2)	78.47	0.494	16:08:19.507

P19		5 R	Logan STONE	Yamaha R6 -		
IDEAL LAP TIME : 2:15.572		BEST LAP TIME : 2:15.787		DIFFERENCE : 0.215		
LAP	SECTOR 1	SECTOR 2	LAP TIME	MPH	DIFF	TIME OF DAY
1 -		<b>45.516</b>	2:24.577	73.92	8.790	16:03:47.046
2 -	<b>1:30.056</b>	45.731	<b>2:15.787 (1)</b>	<b>78.71</b>		<b>16:06:02.833</b>
3 -	1:30.657	46.540	2:17.197 (2)	77.90	1.410	16:08:20.030

P20		175 R	Tom SVENSEN	Suzuki SV650 - Team TSR - HCL Carsales - RG racing		
IDEAL LAP TIME : 2:15.642		BEST LAP TIME : 2:16.162		DIFFERENCE : 0.520		
LAP	SECTOR 1	SECTOR 2	LAP TIME	MPH	DIFF	TIME OF DAY
1 -		<b>45.061</b>	2:25.398	73.50	9.236	16:03:47.867
2 -	1:30.774	45.559	2:16.333 (2)	78.39	0.171	16:06:04.200
3 -	<b>1:30.581</b>	45.581	<b>2:16.162 (1)</b>	<b>78.49</b>		<b>16:08:20.362</b>

P21		14 R	George DAVIES	Suzuki SV650 - J Clay Fitness / Fresh Inkz Tattoo Studio's		
IDEAL LAP TIME : 2:21.198		BEST LAP TIME : 2:21.198		DIFFERENCE : 0.000		
LAP	SECTOR 1	SECTOR 2	LAP TIME	MPH	DIFF	TIME OF DAY
1 -		47.899	2:31.007	70.77	9.809	16:03:53.476
2 -	1:34.524	48.092	2:22.616 (2)	74.94	1.418	16:06:16.092
3 -	<b>1:33.617</b>	<b>47.581</b>	<b>2:21.198 (1)</b>	<b>75.69</b>		<b>16:08:37.290</b>

P22		766	Gareth ROSE	Suzuki SV650 -		
IDEAL LAP TIME : 2:22.305		BEST LAP TIME : 2:22.305		DIFFERENCE : 0.000		
LAP	SECTOR 1	SECTOR 2	LAP TIME	MPH	DIFF	TIME OF DAY
1 -		47.785	2:30.044	71.23	7.739	16:03:52.513
2 -	1:35.306	48.137	2:23.443 (2)	74.51	1.138	16:06:15.956
3 -	<b>1:34.783</b>	<b>47.522</b>	<b>2:22.305 (1)</b>	<b>75.10</b>		<b>16:08:38.261</b>

P23		89 R	Daryl SKINNS	Suzuki GSXR 750 - Indoor Climate Systems UK LTD		
IDEAL LAP TIME : 2:23.533		BEST LAP TIME : 2:23.533		DIFFERENCE : 0.000		
LAP	SECTOR 1	SECTOR 2	LAP TIME	MPH	DIFF	TIME OF DAY
1 -		48.764	2:33.549	69.60	10.016	16:03:56.018
2 -	1:36.756	49.501	2:26.257 (2)	73.07	2.724	16:06:22.275
3 -	<b>1:35.436</b>	<b>48.097</b>	<b>2:23.533 (1)</b>	<b>74.46</b>		<b>16:08:45.808</b>

P24		55 R	Magnus MANSON-CHUBB	Kawasaki ZXR400L -		
IDEAL LAP TIME : 2:24.183		BEST LAP TIME : 2:24.183		DIFFERENCE : 0.000		
LAP	SECTOR 1	SECTOR 2	LAP TIME	MPH	DIFF	TIME OF DAY
1 -		48.597	2:33.838	69.47	9.655	16:03:56.307
2 -	1:36.724	49.036	2:25.760 (2)	73.32	1.577	16:06:22.067
3 -	<b>1:35.970</b>	<b>48.213</b>	<b>2:24.183 (1)</b>	<b>74.12</b>		<b>16:08:46.250</b>

# BMCRC - MRO Championships 2024 - Rnd 3 @ Snetterton 300

## BMCRC Thunderbike Sport & BMCRC Supertwins

### RACE 17 - SECTOR ANALYSIS



SECTOR 1 = FL to I1, SECTOR 2 = I1 to FL, DIFF = Difference To Personal Best Lap, P = Crossed Finish Line in Pit Lane, D = Time Disallowed

<b>P25</b>	<b>137</b>	<b>Colin McPHERSON</b>					Yamaha R6 -
IDEAL LAP TIME :		BEST LAP TIME :		DIFFERENCE :			
LAP	SECTOR 1	SECTOR 2	LAP TIME	MPH	DIFF	TIME OF DAY	
1 -		<b>44.687</b>	2:21.865	75.33		16:03:44.334	

# BMCRC - MRO Championships 2024 - Rnd 3 @ Snetterton 300

## BMCRC Thunderbike Sport & BMCRC Supertwins

### RACE 17 - BEST SECTORS

SECTOR 1			SECTOR 2			IDEAL / BEST COMPARISON						
POS	NO	NAME	TIME	NO	NAME	TIME	POS	NO	NAME	IDEAL	BEST	DIFF
									<b>PERFECT LAP</b>	<b>2:02.524</b>		
1	9	WETHERELL	1:21.917	9	WETHERELL	40.607	1	9	WETHERELL	2:02.524	2:02.524	0.000
2	16	LOOMES	1:22.124	16	LOOMES	41.030	2	16	LOOMES	2:03.154	2:03.716	0.562
3	69	RUSSO	1:23.669	69	RUSSO	41.472	3	69	RUSSO	2:05.141	2:05.182	0.041
4	48	WALLIS	1:24.634	77	WHITE	42.029	4	77	WHITE	2:06.817	2:06.817	0.000
5	77	WHITE	1:24.788	15	MERCER	42.134	5	15	MERCER	2:07.070	2:07.175	0.105
6	15	MERCER	1:24.936	17	BAKER	42.162	6	48	WALLIS	2:07.317	2:07.317	0.000
7	17	BAKER	1:25.179	48	WALLIS	42.683	7	17	BAKER	2:07.341	2:07.487	0.146
8	3	ARBON	1:25.904	81	MAY	42.793	8	7	TAYLOR	2:08.728	2:08.908	0.180
9	7	TAYLOR	1:25.908	7	TAYLOR	42.820	9	81	MAY	2:09.156	2:09.957	0.801
10	81	MAY	1:26.363	181	CONNELL	43.611	10	3	ARBON	2:09.546	2:09.546	0.000
11	181	CONNELL	1:26.648	3	ARBON	43.642	11	181	CONNELL	2:10.259	2:10.763	0.504
12	70	BELLOTTI	1:27.405	115	SVENSEN	44.117	12	70	BELLOTTI	2:11.855	2:12.205	0.350
13	402	FARR	1:27.788	51	BEESLEY	44.225	13	402	FARR	2:12.471	2:12.471	0.000
14	51	BEESLEY	1:28.256	70	BELLOTTI	44.450	14	51	BEESLEY	2:12.481	2:12.645	0.164
15	90	WOLFF	1:28.447	90	WOLFF	44.658	15	90	WOLFF	2:13.105	2:13.105	0.000
16	293	SMITH	1:28.597	402	FARR	44.683	16	115	SVENSEN	2:13.493	2:13.615	0.122
17	115	SVENSEN	1:29.376	137	McPHERSON	44.687	17	293	SMITH	2:13.500	2:13.500	0.000
18	5	STONE	1:30.056	293	SMITH	44.903	18	5	STONE	2:15.572	2:15.787	0.215
19	175	SVENSEN	1:30.581	74	BLACK	45.041	19	175	SVENSEN	2:15.642	2:16.162	0.520
20	74	BLACK	1:30.667	175	SVENSEN	45.061	20	74	BLACK	2:15.708	2:15.708	0.000
21	14	DAVIES	1:33.617	5	STONE	45.516	21	14	DAVIES	2:21.198	2:21.198	0.000
22	766	ROSE	1:34.783	766	ROSE	47.522	22	766	ROSE	2:22.305	2:22.305	0.000
23	89	SKINNS	1:35.436	14	DAVIES	47.581	23	89	SKINNS	2:23.533	2:23.533	0.000
24	55	MANSON-CHUBB	1:35.970	89	SKINNS	48.097	24	55	MANSON-CHUBB	2:24.183	2:24.183	0.000
25				55	MANSON-CHUBB	48.213	25	137	McPHERSON			



# BMCRC - MRO Championships 2024 - Rnd 3 @ Snetterton 300

## BMCRC Thunderbike Sport & BMCRC Supertwins

### RACE 17 - STATISTICS

**Competitors Started** 25  
**Planned Start** 2024-05-05 @ 16:01:00.000  
**Actual Start** 2024-05-05 @ 16:01:22.468  
**Finish Time** 2024-05-05 @ 16:07:35.716  
**Track Length** 2.9689mi.  
**Total Laps** 73  
**Total Distance Covered** 216.7305mi.

#### Session Fastest Lap History

NO	CL	NAME	LAP TIME	TIME OF DAY	LAP	VEHICLE
9		Matt WETHERELL	<b>2:02.524</b>	16:05:32.548	2	Suzuki GSXR 600

#### Session Leader History

NO	CL	NAME	FROM LAP	LAPS LED	DISTANCE	VEHICLE
9		Matt WETHERELL	1	3	8.90 miles	Suzuki GSXR 600

#### Flag History

TYPE	TIME OF DAY
GREEN	16:01:22.468
FINISH	16:07:35.716

#### Flag Statistics

TYPE	COUNT	TOTAL LAPS	TOTAL TIME
Green	1	3	7:30.000
Red	0	0	0.000
Safety Car	0	0	0.000
FCY	0	0	0.000

# BMCRC - MRO Championships 2024 - Rnd 3 @ Snetterton 300

## BMCRC Thunderbike Sport & BMCRC Supertwins

### RACE 17 - STATISTICS

**CLASS :**

12 Starters

#### Fastest Lap History

NO	NAME	LAP TIME	TIME OF DAY	LAP	VEHICLE
9	Matt WETHERELL	2:02.524	16:05:32.548	2	Suzuki GSXR 600

#### Leader History

NO	NAME	FROM LAP	LAPS LED	DISTANCE	VEHICLE
9	Matt WETHERELL	1	3	8.90 miles	Suzuki GSXR 600

# BMCRC - MRO Championships 2024 - Rnd 3 @ Snetterton 300

## BMCRC Thunderbike Sport & BMCRC Supertwins

### RACE 17 - STATISTICS

**CLASS : R**

7 Starters

#### Fastest Lap History

NO	NAME	LAP TIME	TIME OF DAY	LAP	VEHICLE
7	Darren TAYLOR	<b>2:09.374</b>	16:05:46.809	2	Kawasaki ZX6R
7	Darren TAYLOR	<b>2:08.908</b>	16:07:55.717	3	Kawasaki ZX6R

#### Leader History

NO	NAME	FROM LAP	LAPS LED	DISTANCE	VEHICLE
7	Darren TAYLOR	1	3	8.90 miles	Kawasaki ZX6R

# BMCRC - MRO Championships 2024 - Rnd 3 @ Snetterton 300

## BMCRC Thunderbike Sport & BMCRC Supertwins

### RACE 17 - STATISTICS

**CLASS : SUP**

6 Starters

#### Fastest Lap History

NO	NAME	LAP TIME	TIME OF DAY	LAP	VEHICLE
17	Philip BAKER	2:07.487	16:05:42.046	2	BMW F900R

#### Leader History

NO	NAME	FROM LAP	LAPS LED	DISTANCE	VEHICLE
17	Philip BAKER	1	3	8.90 miles	BMW F900R



**BMCRC  
THUNDERBIKE  
EXTREME**



**BMCRC  
THUNDERBIKE  
ULTRA**

# **TW SUSPENSION BMCRC THUNDERBIKE EXTREME / ALF's MOTORCYCLES BMCRC THUNDERBIKE ULTRA**



**BMCRC-MRO Championships - Round 3**

**Snetterton 300**

**4<sup>th</sup> / 5<sup>th</sup> May 2024**



**SPORTS TIMING**

**TIMING SOLUTIONS LTD**

**Timing & Results Provided by Timing Solutions Ltd**

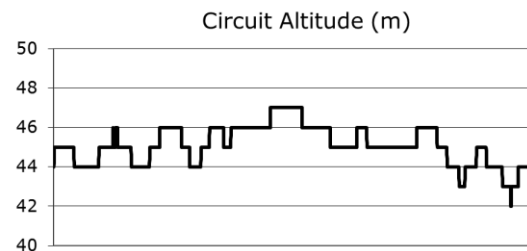
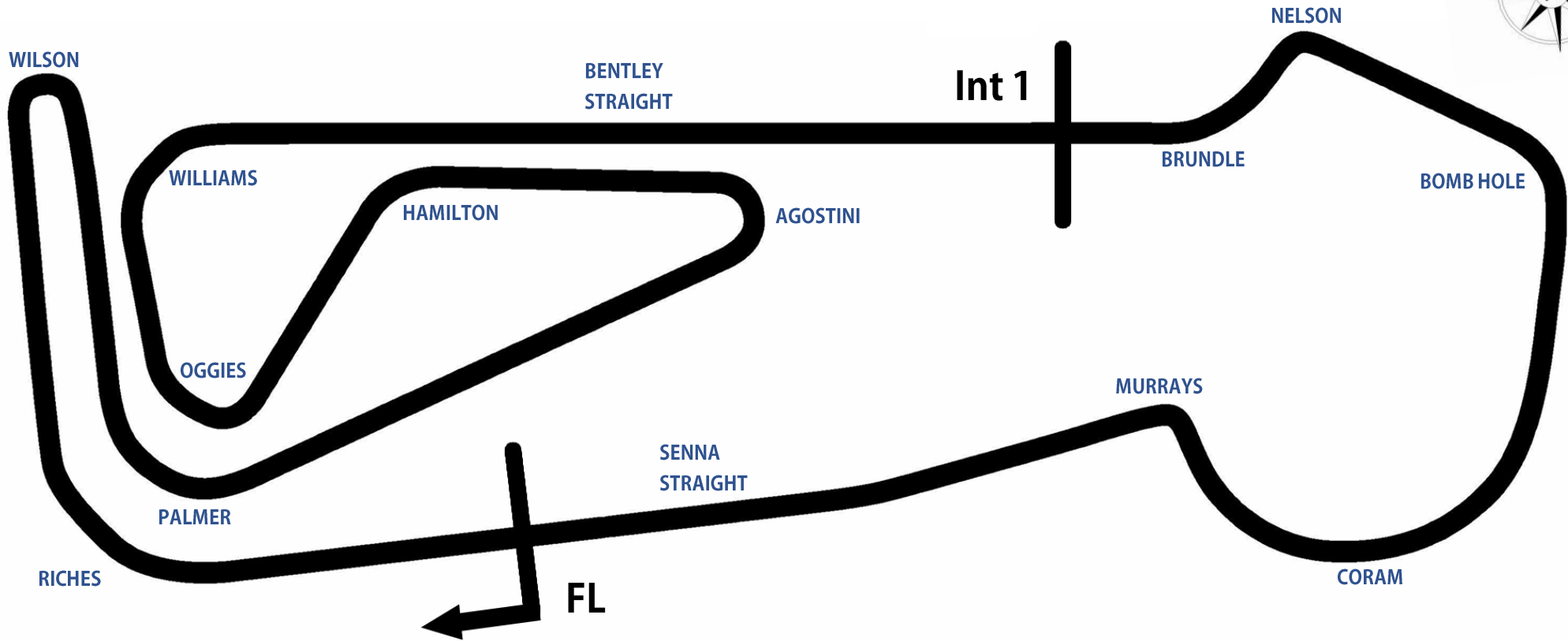
[www.tsl-timing.com](http://www.tsl-timing.com)



Snetterton

# Snetterton 300 Circuit

Norwich, Norfolk, UK



	Length	2.9689 miles   4.778 km   4778.0 m	
FL		52.46340 N	0.94476 E
Int 1	3198m	52.46617 N	0.94964 E
Pit Entry	4572m	52.46364 N	0.94774 E
Pit Exit	40m after FL	52.46338 N	0.94420 E
Pit Entry - Pit Exit	246m, 17.7S @ 50kph, 14.7s @ 60kph		



# BMCRC - MRO Championships 2024 - Rnd 3 @ Snetterton 300

## BMCRC Thunderbike Ultra & Extreme

### QUALIFYING - CLASSIFICATION

POS	NO	CL	PIC	NAME	ENTRY	TIME	ON	LAPS	GAP	DIFF	MPH
1	800	U	1	Morgan CREASEY	Suzuki GSXR 1000 K7 - Warics Ltd	1:59.983	5	5			89.07
2	99	U	2	Steven BUTTERWORTH	Yamaha R1 -	2:00.514	4	5	0.531	0.531	88.68
3	818	U	3	Alex SYMON	Kawasaki ZX10R - MCW	2:01.811	3	5	1.828	1.297	87.74
4	53	U	4	Seamus McGLYNN	Suzuki K6 - S and D Build and Design Ltd	2:01.889	4	4	1.906	0.078	87.68
5	54	E	1	Andrew SAUNDERS	Suzuki GSXR 750 K1 - Ron G & Super Sam	2:03.084	4	4	3.101	1.195	86.83
6	85	U	5	Clinton WOOD	Suzuki GSXR1000 - CLINTON WOOD	2:03.744	3	4	3.761	0.660	86.37
7	19	U	6	Tyler DONOVAN	Kawasaki ZX10R - Tinder Corp	2:04.542	5	5	4.559	0.798	85.81
8	78	U	7	Jamie THOMAS	Suzuki GSXR 1000 - Team RubyRacing	2:04.868	2	3	4.885	0.326	85.59
9	129	E	2	Derek CRIPPS	Yamaha R1 - Team FBR	2:04.870	5	5	4.887	0.002	85.59
10	6	U	8	Nick WILLIAMSON	Suzuki GSXR 1000 - RBM	2:05.733	5	5	5.750	0.863	85.00
11	77	E	3	David MAY	Suzuki GSXR 750 K1 - Orchard cooling/ team Silver Ar	2:06.627	3	5	6.644	0.894	84.40
12	87	E	4	Ben DOOLAN	Yamaha R6 - My Wallet	2:07.074	5	5	7.091	0.447	84.10
13	96	U	9	Pete SCOTT	Suzuki GSXR1000K5 - South Hill MOT Centre	2:07.756	5	5	7.773	0.682	83.66
14	118	E	5	Darren CORKETT	Suzuki GSXR 750 - Jackson & Phillips	2:07.922	4	5	7.939	0.166	83.55
15	117	U	10	Raymond STAGG	Yamaha R1 -	2:08.137	4	4	8.154	0.215	83.41
16	17	U	11	Jordan KILLWORTH	Kawasaki ZX10R - BK Racing / Rabbit	2:08.315	4	4	8.332	0.178	83.29
17	4	U	12	Hayden KILLWORTH	Suzuki GSXR 1000 - GreenPlantUK - H11xy - Helmet C	2:08.420	5	5	8.437	0.105	83.22
18	23	U	13	Justin ROSE	Yamaha R1 - J. Rose roofing services	2:08.445	3	5	8.462	0.025	83.21
19	97	U	14	Alex MANN	Honda CBR600RR - Michael Jones Jeweller, Esprit Gr	2:08.584	5	5	8.601	0.139	83.12
20	48	E	6	Shaun WALLIS	Yamaha R6 - MBC Despatch Racing	2:09.067	5	5	9.084	0.483	82.81
21	20	U	15	Connor SWYER	SUZUKI GSXR 1000 K6 - WSC Performace & lleithyr fa	2:10.202	2	4	10.219	1.135	82.08
22	65	U	16	Ian SOILLEUX	Honda FIREBLADE - BDRacing	2:13.912	3	5	13.929	3.710	79.81
23	373	U	17	Robert EAGLING	SUZUKI GSXR1000 -	2:14.609	5	5	14.626	0.697	79.40
24	90	E	7	Jack WOLFF	Yamaha R6 -	2:15.076	3	3	15.093	0.467	79.12
25	910	U	18	Michael JARVIS	Suzuki GSXR 1000 -	2:15.778	5	5	15.795	0.702	78.71
26	37	E	8	Ricky WOODS	Suzuki GSXR 750 - Emma Woods	2:18.609	2	5	18.626	2.831	77.10
27	89	E	9	Daryl SKINNS	Suzuki GSXR 750 - Indoor Climate Systems UK LTD	2:21.860	3	4	21.877	3.251	75.34
28	62	U	19	David PATERSON	Suzuki GSXR1000 - The love of a good woman / JP ra	2:26.590	2	4	26.607	4.730	72.91
29	88	E	10	George PRINOS	Ducati 996 - Kappa Planning Ltd	2:27.668	4	4	27.685	1.078	72.37

Weather / Track : Cloudy / Dry

Date: 04/05/2024 Start: 11:48 Finish: 11:58  
Snetterton 300: 2.9689 miles

These results are provisional until the conclusion of any judicial and technical matters.

Clerk Of Course:	Stewards:	Timekeeper:	<i>Craig Smith</i>	
------------------	-----------	-------------	--------------------	--

Results can be found at [www.tsl-timing.com](http://www.tsl-timing.com)

Printed - 12:01 Saturday, 04 May 2024



# BMCRC - MRO Championships 2024 - Rnd 3 @ Snetterton 300

## BMCRC Thunderbike Ultra & Extreme

### QUALIFYING - SECTOR ANALYSIS



SECTOR 1 = FL to I1, SECTOR 2 = I1 to FL, DIFF = Difference To Personal Best Lap, P = Crossed Finish Line in Pit Lane, D = Time Disallowed

P1		800 U		Morgan CREASEY		Suzuki GSXR 1000 K7 - Warics Ltd	
IDEAL LAP TIME : 1:59.983		BEST LAP TIME : 1:59.983		DIFFERENCE : 0.000			
LAP	SECTOR 1	SECTOR 2	LAP TIME	MPH	DIFF	TIME OF DAY	
1 -	1:28.851	41.963	2:10.814	81.70	10.831	11:50:56.616	
2 -	1:22.064	51.799	2:13.863	79.84	13.880	11:53:10.479	
3 -	1:21.933	40.975	2:02.908 (3)	86.96	2.925	11:55:13.387	
4 -	1:20.674	40.654	2:01.328 (2)	88.09	1.345	11:57:14.715	
5 -	<b>1:19.766</b>	<b>40.217</b>	<b>1:59.983 (1)</b>	<b>89.07</b>		<b>11:59:14.698</b>	

P2		99 U		Steven BUTTERWORTH		Yamaha R1 -	
IDEAL LAP TIME : 2:00.139		BEST LAP TIME : 2:00.514		DIFFERENCE : 0.375			
LAP	SECTOR 1	SECTOR 2	LAP TIME	MPH	DIFF	TIME OF DAY	
1 -	1:26.066	40.963	2:07.029	84.13	6.515	11:50:53.437	
2 -	1:21.521	40.269	2:01.790	87.75	1.276	11:52:55.227	
3 -	1:20.976	39.970	2:00.946 (2)	88.37	0.432	11:54:56.173	
4 -	1:20.616	<b>39.898</b>	<b>2:00.514 (1)</b>	<b>88.68</b>		<b>11:56:56.687</b>	
5 -	<b>1:20.241</b>	40.806	2:01.047 (3)	88.29	0.533	11:58:57.734	

P3		818 U		Alex SYMON		Kawasaki ZX10R - MCW	
IDEAL LAP TIME : 2:01.811		BEST LAP TIME : 2:01.811		DIFFERENCE : 0.000			
LAP	SECTOR 1	SECTOR 2	LAP TIME	MPH	DIFF	TIME OF DAY	
1 -	1:28.011	41.246	2:09.257	82.68	7.446	11:50:55.867	
2 -	1:22.143	40.955	2:03.098 (2)	86.82	1.287	11:52:58.965	
3 -	<b>1:21.362</b>	<b>40.449</b>	<b>2:01.811 (1)</b>	<b>87.74</b>		<b>11:55:00.776</b>	
4 -	1:23.534	41.116	2:04.650 (3)	85.74	2.839	11:57:05.426	
5 -	1:24.518	42.295	2:06.813	84.28	5.002	11:59:12.239	

P4		53 U		Seamus McGLYNN		Suzuki K6 - S and D Build and Design Ltd	
IDEAL LAP TIME : 2:01.767		BEST LAP TIME : 2:01.889		DIFFERENCE : 0.122			
LAP	SECTOR 1	SECTOR 2	LAP TIME	MPH	DIFF	TIME OF DAY	
1 -	1:28.825	42.859	2:11.684	81.16	9.795	11:50:53.699	
2 -	1:22.813	41.150	2:03.963 (3)	86.21	2.074	11:52:57.662	
3 -	1:21.234	<b>41.064</b>	2:02.298 (2)	87.39	0.409	11:54:59.960	
4 -	<b>1:20.703</b>	41.186	<b>2:01.889 (1)</b>	<b>87.68</b>		<b>11:57:01.849</b>	

P5		54 E		Andrew SAUNDERS		Suzuki GSXR 750 K1 - Ron G & Super Sam	
IDEAL LAP TIME : 2:03.084		BEST LAP TIME : 2:03.084		DIFFERENCE : 0.000			
LAP	SECTOR 1	SECTOR 2	LAP TIME	MPH	DIFF	TIME OF DAY	
1 -	1:29.188	42.271	2:11.459	81.30	8.375	11:50:56.046	
2 -	1:23.422	41.417	2:04.839 (3)	85.61	1.755	11:53:00.885	
3 -	1:22.036	41.379	2:03.415 (2)	86.60	0.331	11:55:04.300	
4 -	<b>1:21.746</b>	<b>41.338</b>	<b>2:03.084 (1)</b>	<b>86.83</b>		<b>11:57:07.384</b>	

P6		85 U		Clinton WOOD		Suzuki GSXR1000 - CLINTON WOOD	
IDEAL LAP TIME : 2:03.744		BEST LAP TIME : 2:03.744		DIFFERENCE : 0.000			
LAP	SECTOR 1	SECTOR 2	LAP TIME	MPH	DIFF	TIME OF DAY	
1 -	1:27.208	42.075	2:09.283	82.67	5.539	11:50:52.288	
2 -	1:22.548	41.701	2:04.249 (3)	86.02	0.505	11:52:56.537	
3 -	<b>1:22.063</b>	<b>41.681</b>	<b>2:03.744 (1)</b>	<b>86.37</b>		<b>11:55:00.281</b>	
4 -	1:22.283	41.889	2:04.172 (2)	86.07	0.428	11:57:04.453	



# BMCRC - MRO Championships 2024 - Rnd 3 @ Snetterton 300

## BMCRC Thunderbike Ultra & Extreme

### QUALIFYING - SECTOR ANALYSIS



SECTOR 1 = FL to I1, SECTOR 2 = I1 to FL, DIFF = Difference To Personal Best Lap, P = Crossed Finish Line in Pit Lane, D = Time Disallowed

P7		19 U		Tyler DONOVAN		Kawasaki ZX10R - Tinder Corp	
IDEAL LAP TIME : 2:04.460		BEST LAP TIME : 2:04.542		DIFFERENCE : 0.082			
LAP	SECTOR 1	SECTOR 2	LAP TIME	MPH	DIFF	TIME OF DAY	
1 -	1:30.117	44.041	2:14.158	79.66	9.616	11:51:06.833	
2 -	1:24.290	43.106	2:07.396	83.89	2.854	11:53:14.229	
3 -	1:23.754	42.321	2:06.075 (3)	84.77	1.533	11:55:20.304	
4 -	1:24.111	<b>41.892</b>	2:06.003 (2)	84.82	1.461	11:57:26.307	
5 -	<b>1:22.568</b>	41.974	<b>2:04.542 (1)</b>	<b>85.81</b>		<b>11:59:30.849</b>	

P8		78 U		Jamie THOMAS		Suzuki GSXR 1000 - Team RubyRacing	
IDEAL LAP TIME : 2:04.868		BEST LAP TIME : 2:04.868		DIFFERENCE : 0.000			
LAP	SECTOR 1	SECTOR 2	LAP TIME	MPH	DIFF	TIME OF DAY	
1 -	1:29.359	43.411	2:12.770 (3)	80.50	7.902	11:51:01.454	
2 -	<b>1:22.805</b>	<b>42.063</b>	<b>2:04.868 (1)</b>	<b>85.59</b>		<b>11:53:06.322</b>	
3 -	1:23.741	42.234	2:05.975 (2)	84.84	1.107	11:55:12.297	

P9		129 E		Derek CRIPPS		Yamaha R1 - Team FBR	
IDEAL LAP TIME : 2:04.870		BEST LAP TIME : 2:04.870		DIFFERENCE : 0.000			
LAP	SECTOR 1	SECTOR 2	LAP TIME	MPH	DIFF	TIME OF DAY	
1 -	1:34.141	43.805	2:17.946	77.48	13.076	11:51:08.085	
2 -	1:24.879	43.285	2:08.164	83.39	3.294	11:53:16.249	
3 -	1:24.771	41.848	2:06.619 (3)	84.41	1.749	11:55:22.868	
4 -	1:23.500	42.051	2:05.551 (2)	85.12	0.681	11:57:28.419	
5 -	<b>1:23.259</b>	<b>41.611</b>	<b>2:04.870 (1)</b>	<b>85.59</b>		<b>11:59:33.289</b>	

P10		6 U		Nick WILLIAMSON		Suzuki GSXR 1000 - RBM	
IDEAL LAP TIME : 2:05.733		BEST LAP TIME : 2:05.733		DIFFERENCE : 0.000			
LAP	SECTOR 1	SECTOR 2	LAP TIME	MPH	DIFF	TIME OF DAY	
1 -	1:31.503	45.252	2:16.755	78.15	11.022	11:51:03.789	
2 -	1:26.860	42.573	2:09.433	82.57	3.700	11:53:13.222	
3 -	1:24.655	41.991	2:06.646 (3)	84.39	0.913	11:55:19.868	
4 -	1:24.504	41.697	2:06.201 (2)	84.69	0.468	11:57:26.069	
5 -	<b>1:24.390</b>	<b>41.343</b>	<b>2:05.733 (1)</b>	<b>85.00</b>		<b>11:59:31.802</b>	

P11		77 E		David MAY		Suzuki GSXR 750 K1 - Orchard cooling/ team Silver Arrows	
IDEAL LAP TIME : 2:06.512		BEST LAP TIME : 2:06.627		DIFFERENCE : 0.115			
LAP	SECTOR 1	SECTOR 2	LAP TIME	MPH	DIFF	TIME OF DAY	
1 -	1:31.522	43.361	2:14.883	79.23	8.256	11:51:02.509	
2 -	<b>1:24.445</b>	42.573	2:07.018 (2)	84.14	0.391	11:53:09.527	
3 -	1:24.560	<b>42.067</b>	<b>2:06.627 (1)</b>	<b>84.40</b>		<b>11:55:16.154</b>	
4 -	1:25.065	42.185	2:07.250 (3)	83.99	0.623	11:57:23.404	
5 -	1:25.544	42.729	2:08.273	83.32	1.646	11:59:31.677	

P12		87 E		Ben DOOLAN		Yamaha R6 - My Wallet	
IDEAL LAP TIME :		BEST LAP TIME : 2:07.074		DIFFERENCE :			
LAP	SECTOR 1	SECTOR 2	LAP TIME	MPH	DIFF	TIME OF DAY	
1 -			2:17.286	77.85	10.212	11:51:09.745	
2 -			2:10.584	81.84	3.510	11:53:20.329	
3 -			2:09.012 (3)	82.84	1.938	11:55:29.341	
4 -			2:08.981 (2)	82.86	1.907	11:57:38.322	
5 -			<b>2:07.074 (1)</b>	<b>84.10</b>		<b>11:59:45.396</b>	

# BMCRC - MRO Championships 2024 - Rnd 3 @ Snetterton 300

## BMCRC Thunderbike Ultra & Extreme

### QUALIFYING - SECTOR ANALYSIS



SECTOR 1 = FL to I1, SECTOR 2 = I1 to FL, DIFF = Difference To Personal Best Lap, P = Crossed Finish Line in Pit Lane, D = Time Disallowed

P13 96 U		Pete SCOTT		Suzuki GSXR1000K5 - South Hill MOT Centre			
IDEAL LAP TIME : 2:07.756		BEST LAP TIME : 2:07.756		DIFFERENCE : 0.000			
LAP	SECTOR 1	SECTOR 2	LAP TIME	MPH	DIFF	TIME OF DAY	
1 -	1:31.981	46.478	2:18.459	77.19	10.703	11:51:14.067	
2 -	1:28.898	44.299	2:13.197	80.24	5.441	11:53:27.264	
3 -	1:26.982	43.624	2:10.606 (3)	81.83	2.850	11:55:37.870	
4 -	1:24.927	43.394	2:08.321 (2)	83.29	0.565	11:57:46.191	
5 -	<b>1:24.838</b>	<b>42.918</b>	<b>2:07.756 (1)</b>	<b>83.66</b>		<b>11:59:53.947</b>	

P14 118 E		Darren CORKETT		Suzuki GSXR 750 - Jackson & Phillips			
IDEAL LAP TIME : 2:07.748		BEST LAP TIME : 2:07.922		DIFFERENCE : 0.174			
LAP	SECTOR 1	SECTOR 2	LAP TIME	MPH	DIFF	TIME OF DAY	
1 -	1:32.290	45.730	2:18.020	77.43	10.098	11:51:04.585	
2 -	1:27.075	44.424	2:11.499	81.27	3.577	11:53:16.084	
3 -	1:26.388	43.574	2:09.962 (3)	82.24	2.040	11:55:26.046	
4 -	<b>1:24.565</b>	43.357	<b>2:07.922 (1)</b>	<b>83.55</b>		<b>11:57:33.968</b>	
5 -	1:25.275	<b>43.183</b>	2:08.458 (2)	83.20	0.536	11:59:42.426	

P15 117 U		Raymond STAGG		Yamaha R1 -			
IDEAL LAP TIME : 2:07.984		BEST LAP TIME : 2:08.137		DIFFERENCE : 0.153			
LAP	SECTOR 1	SECTOR 2	LAP TIME	MPH	DIFF	TIME OF DAY	
1 -	1:33.278	44.672	2:17.950	77.47	9.813	11:51:07.199	
2 -	1:25.221	43.705	2:08.926 (3)	82.90	0.789	11:53:16.125	
3 -	1:25.707	<b>43.111</b>	2:08.818 (2)	82.97	0.681	11:55:24.943	
4 -	<b>1:24.873</b>	43.264	<b>2:08.137 (1)</b>	<b>83.41</b>		<b>11:57:33.080</b>	

P16 17 U		Jordan KILLWORTH		Kawasaki ZX10R - BK Racing / Rabbit			
IDEAL LAP TIME : 2:08.315		BEST LAP TIME : 2:08.315		DIFFERENCE : 0.000			
LAP	SECTOR 1	SECTOR 2	LAP TIME	MPH	DIFF	TIME OF DAY	
1 -	1:33.846	44.459	2:18.305	77.27	9.990	11:51:06.647	
2 -	1:27.969	43.553	2:11.522 (3)	81.26	3.207	11:53:18.169	
3 -	1:25.830	43.766	2:09.596 (2)	82.47	1.281	11:55:27.765	
4 -	<b>1:25.120</b>	<b>43.195</b>	<b>2:08.315 (1)</b>	<b>83.29</b>		<b>11:57:36.080</b>	

P17 4 U		Hayden KILLWORTH		Suzuki GSXR 1000 - GreenPlantUK - H11xy - Helmet City			
IDEAL LAP TIME : 2:08.420		BEST LAP TIME : 2:08.420		DIFFERENCE : 0.000			
LAP	SECTOR 1	SECTOR 2	LAP TIME	MPH	DIFF	TIME OF DAY	
1 -	1:33.550	45.289	2:18.839	76.98	10.419	11:51:03.143	
2 -	1:27.450	44.340	2:11.790	81.09	3.370	11:53:14.933	
3 -	1:26.769	44.323	2:11.092 (3)	81.53	2.672	11:55:26.025	
4 -	1:26.097	43.730	2:09.827 (2)	82.32	1.407	11:57:35.852	
5 -	<b>1:25.563</b>	<b>42.857</b>	<b>2:08.420 (1)</b>	<b>83.22</b>		<b>11:59:44.272</b>	

P18 23 U		Justin ROSE		Yamaha R1 - J. Rose roofing services			
IDEAL LAP TIME : 2:08.445		BEST LAP TIME : 2:08.445		DIFFERENCE : 0.000			
LAP	SECTOR 1	SECTOR 2	LAP TIME	MPH	DIFF	TIME OF DAY	
1 -	1:34.821	46.436	2:21.257	75.66	12.812	11:51:14.528	
2 -	1:27.976	43.623	2:11.599	81.21	3.154	11:53:26.127	
3 -	<b>1:25.608</b>	<b>42.837</b>	<b>2:08.445 (1)</b>	<b>83.21</b>		<b>11:55:34.572</b>	
4 -	1:25.809	43.223	2:09.032 (3)	82.83	0.587	11:57:43.604	
5 -	1:25.760	42.978	2:08.738 (2)	83.02	0.293	11:59:52.342	

# BMCRC - MRO Championships 2024 - Rnd 3 @ Snetterton 300

## BMCRC Thunderbike Ultra & Extreme

### QUALIFYING - SECTOR ANALYSIS



SECTOR 1 = FL to I1, SECTOR 2 = I1 to FL, DIFF = Difference To Personal Best Lap, P = Crossed Finish Line in Pit Lane, D = Time Disallowed

P19 97 U		Alex MANN		Honda CBR600RR - Michael Jones Jeweller, Esprit Group, Eas			
IDEAL LAP TIME : 2:08.189		BEST LAP TIME : 2:08.584		DIFFERENCE : 0.395			
LAP	SECTOR 1	SECTOR 2	LAP TIME	MPH	DIFF	TIME OF DAY	
1 -	1:32.583	43.682	2:16.265	78.43	7.681	11:51:07.779	
2 -	1:27.222	50.216	2:17.438	77.76	8.854	11:53:25.217	
3 -	1:27.706	<b>42.550</b>	2:10.256 (3)	82.05	1.672	11:55:35.473	
4 -	1:25.700	43.016	2:08.716 (2)	83.03	0.132	11:57:44.189	
5 -	<b>1:25.639</b>	42.945	<b>2:08.584 (1)</b>	<b>83.12</b>		<b>11:59:52.773</b>	

P20 48 E		Shaun WALLIS		Yamaha R6 - MBC Despatch Racing			
IDEAL LAP TIME : 2:09.067		BEST LAP TIME : 2:09.067		DIFFERENCE : 0.000			
LAP	SECTOR 1	SECTOR 2	LAP TIME	MPH	DIFF	TIME OF DAY	
1 -	1:38.214	45.485	2:23.699	74.37	14.632	11:51:22.270	
2 -	1:27.446	44.292	2:11.738 (3)	81.13	2.671	11:53:34.008	
3 -	1:26.609	45.036	2:11.645 (2)	81.18	2.578	11:55:45.653	
4 -	1:28.914	45.816	2:14.730	79.32	5.663	11:58:00.383	
5 -	<b>1:25.541</b>	<b>43.526</b>	<b>2:09.067 (1)</b>	<b>82.81</b>		<b>12:00:09.450</b>	

P21 20 U		Connor SWYER		SUZUKI GSXR 1000 K6 - WSC Performace & lleithyr farm & dac			
IDEAL LAP TIME : 2:10.202		BEST LAP TIME : 2:10.202		DIFFERENCE : 0.000			
LAP	SECTOR 1	SECTOR 2	LAP TIME	MPH	DIFF	TIME OF DAY	
1 -	1:31.486	45.402	2:16.888 (2)	78.07	6.686	11:51:06.336	
2 -	<b>1:26.099</b>	<b>44.103</b>	<b>2:10.202 (1)</b>	<b>82.08</b>		<b>11:53:16.538</b>	
3 -	1:26.841	IN PIT	3:05.642 P	57.57	55.440	11:56:22.180	
4 -	OUTLAP	44.949	2:21.367	75.60	11.165	11:58:43.547	

P22 65 U		Ian SOILLEUX		Honda FIREBLADE - BDRacing			
IDEAL LAP TIME : 2:13.912		BEST LAP TIME : 2:13.912		DIFFERENCE : 0.000			
LAP	SECTOR 1	SECTOR 2	LAP TIME	MPH	DIFF	TIME OF DAY	
1 -	1:36.620	46.604	2:23.224	74.62	9.312	11:51:13.896	
2 -	1:31.392	45.383	2:16.775 (3)	78.14	2.863	11:53:30.671	
3 -	<b>1:28.957</b>	<b>44.955</b>	<b>2:13.912 (1)</b>	<b>79.81</b>		<b>11:55:44.583</b>	
4 -	1:29.326	45.350	2:14.676 (2)	79.36	0.764	11:57:59.259	
5 -	1:30.892	46.279	2:17.171	77.91	3.259	12:00:16.430	

P23 373 U		Robert EAGLING		SUZUKI GSXR1000 -			
IDEAL LAP TIME : 2:14.185		BEST LAP TIME : 2:14.609		DIFFERENCE : 0.424			
LAP	SECTOR 1	SECTOR 2	LAP TIME	MPH	DIFF	TIME OF DAY	
1 -	1:45.204	48.760	2:33.964	69.41	19.355	11:51:29.408	
2 -	1:30.896	45.866	2:16.762	78.15	2.153	11:53:46.170	
3 -	1:30.332	45.212	2:15.544 (3)	78.85	0.935	11:56:01.714	
4 -	1:30.210	<b>44.763</b>	2:14.973 (2)	79.18	0.364	11:58:16.687	
5 -	<b>1:29.422</b>	45.187	<b>2:14.609 (1)</b>	<b>79.40</b>		<b>12:00:31.296</b>	

P24 90 E		Jack WOLFF		Yamaha R6 -			
IDEAL LAP TIME : 2:15.076		BEST LAP TIME : 2:15.076		DIFFERENCE : 0.000			
LAP	SECTOR 1	SECTOR 2	LAP TIME	MPH	DIFF	TIME OF DAY	
1 -	1:34.249	45.977	2:20.226 (3)	76.22	5.150	11:51:10.211	
2 -	1:29.626	46.680	2:16.306 (2)	78.41	1.230	11:53:26.517	
3 -	<b>1:29.552</b>	<b>45.524</b>	<b>2:15.076 (1)</b>	<b>79.12</b>		<b>11:55:41.593</b>	

# BMCRC - MRO Championships 2024 - Rnd 3 @ Snetterton 300

## BMCRC Thunderbike Ultra & Extreme

### QUALIFYING - SECTOR ANALYSIS



SECTOR 1 = FL to I1, SECTOR 2 = I1 to FL, DIFF = Difference To Personal Best Lap, P = Crossed Finish Line in Pit Lane, D = Time Disallowed

P25 910 U		Michael JARVIS		Suzuki GSXR 1000 -		
IDEAL LAP TIME : 2:15.778		BEST LAP TIME : 2:15.778		DIFFERENCE : 0.000		
LAP	SECTOR 1	SECTOR 2	LAP TIME	MPH	DIFF	TIME OF DAY
1 -	1:40.305	47.554	2:27.859	72.28	12.081	11:51:25.033
2 -	1:32.207	47.160	2:19.367	76.69	3.589	11:53:44.400
3 -	1:30.329	45.960	2:16.289 (2)	78.42	0.511	11:56:00.689
4 -	1:31.030	45.959	2:16.989 (3)	78.02	1.211	11:58:17.678
5 -	<b>1:30.158</b>	<b>45.620</b>	<b>2:15.778 (1)</b>	<b>78.71</b>		<b>12:00:33.456</b>

P26 37 E		Ricky WOODS		Suzuki GSXR 750 - Emma Woods		
IDEAL LAP TIME : 2:18.059		BEST LAP TIME : 2:18.609		DIFFERENCE : 0.550		
LAP	SECTOR 1	SECTOR 2	LAP TIME	MPH	DIFF	TIME OF DAY
1 -	1:38.587	48.135	2:26.722	72.84	8.113	11:51:19.344
2 -	<b>1:31.200</b>	47.409	<b>2:18.609 (1)</b>	<b>77.10</b>		<b>11:53:37.953</b>
3 -	1:32.780	<b>46.859</b>	2:19.639 (2)	76.54	1.030	11:55:57.592
4 -	1:32.931	46.884	2:19.815 (3)	76.44	1.206	11:58:17.407
5 -	1:33.273	46.996	2:20.269	76.19	1.660	12:00:37.676

P27 89 E		Daryl SKINNS		Suzuki GSXR 750 - Indoor Climate Systems UK LTD		
IDEAL LAP TIME : 2:21.582		BEST LAP TIME : 2:21.860		DIFFERENCE : 0.278		
LAP	SECTOR 1	SECTOR 2	LAP TIME	MPH	DIFF	TIME OF DAY
1 -	1:45.317	49.651	2:34.968	68.96	13.108	11:51:30.886
2 -	1:34.942	48.520	2:23.462 (3)	74.50	1.602	11:53:54.348
3 -	<b>1:33.993</b>	47.867	<b>2:21.860 (1)</b>	<b>75.34</b>		<b>11:56:16.208</b>
4 -	1:34.375	<b>47.589</b>	2:21.964 (2)	75.28	0.104	11:58:38.172

P28 62 U		David PATERSON		Suzuki GSXR1000 - The love of a good woman / JP racing		
IDEAL LAP TIME : 2:26.357		BEST LAP TIME : 2:26.590		DIFFERENCE : 0.233		
LAP	SECTOR 1	SECTOR 2	LAP TIME	MPH	DIFF	TIME OF DAY
1 -	1:43.886	<b>49.834</b>	2:33.720	69.52	7.130	11:51:31.497
2 -	<b>1:36.523</b>	50.067	<b>2:26.590 (1)</b>	<b>72.91</b>		<b>11:53:58.087</b>
3 -	1:40.100	50.533	2:30.633 (3)	70.95	4.043	11:56:28.720
4 -	1:39.455	50.388	2:29.843 (2)	71.32	3.253	11:58:58.563

P29 88 E		George PRINOS		Ducati 996 - Kappa Planning Ltd		
IDEAL LAP TIME : 2:27.668		BEST LAP TIME : 2:27.668		DIFFERENCE : 0.000		
LAP	SECTOR 1	SECTOR 2	LAP TIME	MPH	DIFF	TIME OF DAY
1 -	1:45.563	51.346	2:36.909	68.11	9.241	11:51:35.499
2 -	1:40.567	51.355	2:31.922 (3)	70.35	4.254	11:54:07.421
3 -	1:40.120	49.768	2:29.888 (2)	71.30	2.220	11:56:37.309
4 -	<b>1:38.478</b>	<b>49.190</b>	<b>2:27.668 (1)</b>	<b>72.37</b>		<b>11:59:04.977</b>

# BMCRC - MRO Championships 2024 - Rnd 3 @ Snetterton 300

## BMCRC Thunderbike Ultra & Extreme

### QUALIFYING - BEST SECTORS

SECTOR 1				SECTOR 2				IDEAL / BEST COMPARISON				
POS	NO	NAME	TIME	NO	NAME	TIME	POS	NO	NAME	IDEAL	BEST	DIFF
									<b>PERFECT LAP</b>	<b>1:59.664</b>		
1	800	CREASEY	1:19.766	99	BUTTERWORTH	39.898	1	800	CREASEY	1:59.983	1:59.983	0.000
2	99	BUTTERWORTH	1:20.241	800	CREASEY	40.217	2	99	BUTTERWORTH	2:00.139	2:00.514	0.375
3	53	McGLYNN	1:20.703	818	SYMON	40.449	3	53	McGLYNN	2:01.767	2:01.889	0.122
4	818	SYMON	1:21.362	53	McGLYNN	41.064	4	818	SYMON	2:01.811	2:01.811	0.000
5	54	SAUNDERS	1:21.746	54	SAUNDERS	41.338	5	54	SAUNDERS	2:03.084	2:03.084	0.000
6	85	WOOD	1:22.063	6	WILLIAMSON	41.343	6	85	WOOD	2:03.744	2:03.744	0.000
7	19	DONOVAN	1:22.568	129	CRIPPS	41.611	7	19	DONOVAN	2:04.460	2:04.542	0.082
8	78	THOMAS	1:22.805	85	WOOD	41.681	8	78	THOMAS	2:04.868	2:04.868	0.000
9	129	CRIPPS	1:23.259	19	DONOVAN	41.892	9	129	CRIPPS	2:04.870	2:04.870	0.000
10	6	WILLIAMSON	1:24.390	78	THOMAS	42.063	10	6	WILLIAMSON	2:05.733	2:05.733	0.000
11	77	MAY	1:24.445	77	MAY	42.067	11	77	MAY	2:06.512	2:06.627	0.115
12	118	CORKETT	1:24.565	97	MANN	42.550	12	118	CORKETT	2:07.748	2:07.922	0.174
13	96	SCOTT	1:24.838	23	ROSE	42.837	13	96	SCOTT	2:07.756	2:07.756	0.000
14	117	STAGG	1:24.873	4	KILLWORTH	42.857	14	117	STAGG	2:07.984	2:08.137	0.153
15	17	KILLWORTH	1:25.120	96	SCOTT	42.918	15	97	MANN	2:08.189	2:08.584	0.395
16	48	WALLIS	1:25.541	117	STAGG	43.111	16	17	KILLWORTH	2:08.315	2:08.315	0.000
17	4	KILLWORTH	1:25.563	118	CORKETT	43.183	17	4	KILLWORTH	2:08.420	2:08.420	0.000
18	23	ROSE	1:25.608	17	KILLWORTH	43.195	18	23	ROSE	2:08.445	2:08.445	0.000
19	97	MANN	1:25.639	48	WALLIS	43.526	19	48	WALLIS	2:09.067	2:09.067	0.000
20	20	SWYER	1:26.099	20	SWYER	44.103	20	20	SWYER	2:10.202	2:10.202	0.000
21	65	SOILLEUX	1:28.957	373	EAGLING	44.763	21	65	SOILLEUX	2:13.912	2:13.912	0.000
22	373	EAGLING	1:29.422	65	SOILLEUX	44.955	22	373	EAGLING	2:14.185	2:14.609	0.424
23	90	WOLFF	1:29.552	90	WOLFF	45.524	23	90	WOLFF	2:15.076	2:15.076	0.000
24	910	JARVIS	1:30.158	910	JARVIS	45.620	24	910	JARVIS	2:15.778	2:15.778	0.000
25	37	WOODS	1:31.200	37	WOODS	46.859	25	37	WOODS	2:18.059	2:18.609	0.550
26	89	SKINNS	1:33.993	89	SKINNS	47.589	26	89	SKINNS	2:21.582	2:21.860	0.278
27	62	PATERSON	1:36.523	88	PRINOS	49.190	27	62	PATERSON	2:26.357	2:26.590	0.233
28	88	PRINOS	1:38.478	62	PATERSON	49.834	28	88	PRINOS	2:27.668	2:27.668	0.000
29							29	87	DOOLAN		2:07.074	

# BMCRC - MRO Championships 2024 - Rnd 3 @ Snetterton 300

## BMCRC Thunderbike Ultra & Extreme

### QUALIFYING - STATISTICS

<b>Competitors Started</b>	29
<b>Planned Start</b>	2024-05-04 @ 11:10:00.000
<b>Actual Start</b>	2024-05-04 @ 11:48:36.019
<b>Finish Time</b>	2024-05-04 @ 11:58:33.398
<b>Track Length</b>	2.9689mi.
<b>Total Laps</b>	132
<b>Total Distance Covered</b>	391.8963mi.

### Session Fastest Lap History

NO	CL	NAME	LAP TIME	TIME OF DAY	LAP	VEHICLE
85	U	Clinton WOOD	2:09.283	11:50:52.306	1	Suzuki GSXR1000
99	U	Steven BUTTERWORTH	2:07.029	11:50:53.452	1	Yamaha R1
99	U	Steven BUTTERWORTH	2:01.790	11:52:55.242	2	Yamaha R1
99	U	Steven BUTTERWORTH	2:00.946	11:54:56.187	3	Yamaha R1
99	U	Steven BUTTERWORTH	2:00.514	11:56:56.701	4	Yamaha R1
800	U	Morgan CREASEY	1:59.983	11:59:14.705	5	Suzuki GSXR 1000 K7

### Flag History

TYPE	TIME OF DAY
GREEN	11:48:36.019
FINISH	11:58:33.398

### Flag Statistics

TYPE	COUNT	TOTAL LAPS	TOTAL TIME
Green	1	5	12:06.578
Red	0	0	0.000
Safety Car	0	0	0.000
FCY	0	0	0.000

# BMCRC - MRO Championships 2024 - Rnd 3 @ Snetterton 300

## BMCRC Thunderbike Ultra & Extreme

### QUALIFYING - STATISTICS

CLASS : E

10 Starters

#### Fastest Lap History

NO	NAME	LAP TIME	TIME OF DAY	LAP	VEHICLE
54	Andrew SAUNDERS	<b>2:11.459</b>	11:50:56.051	1	Suzuki GSXR 750 K1
54	Andrew SAUNDERS	<b>2:04.839</b>	11:53:00.890	2	Suzuki GSXR 750 K1
54	Andrew SAUNDERS	<b>2:03.415</b>	11:55:04.305	3	Suzuki GSXR 750 K1
54	Andrew SAUNDERS	<b>2:03.084</b>	11:57:07.389	4	Suzuki GSXR 750 K1

# BMCRC - MRO Championships 2024 - Rnd 3 @ Snetterton 300

## BMCRC Thunderbike Ultra & Extreme

### QUALIFYING - STATISTICS

CLASS : U

19 Starters

#### Fastest Lap History

NO	NAME	LAP TIME	TIME OF DAY	LAP	VEHICLE
85	Clinton WOOD	<b>2:09.283</b>	11:50:52.306	1	Suzuki GSXR1000
99	Steven BUTTERWORTH	<b>2:07.029</b>	11:50:53.452	1	Yamaha R1
99	Steven BUTTERWORTH	<b>2:01.790</b>	11:52:55.242	2	Yamaha R1
99	Steven BUTTERWORTH	<b>2:00.946</b>	11:54:56.187	3	Yamaha R1
99	Steven BUTTERWORTH	<b>2:00.514</b>	11:56:56.701	4	Yamaha R1
800	Morgan CREASEY	<b>1:59.983</b>	11:59:14.705	5	Suzuki GSXR 1000 K7





**BMCRC - MRO Championships 2024 - Rnd 3 @ Snetterton 300**

**BMCRC Thunderbike Ultra & Extreme**

**RACE 11 - GRID (5 Laps)**

ROW 11				31	<b>888</b> Paul FAGG	
ROW 10	30	<b>234</b> Oliver MACRAE	2:27.668	29	<b>88</b> George PRINOS	2:26.590
				28	<b>62</b> David PATERSON	
ROW 9			2:21.860	27	<b>89</b> Daryl SKINNS	2:18.609
				26	<b>37</b> Ricky WOODS	2:15.778
				25	<b>910</b> Michael JARVIS	
ROW 8	24	<b>90</b> Jack WOLFF	2:15.076	23	<b>373</b> Robert EAGLING	2:14.609
				22	<b>65</b> Ian SOILLEUX	2:13.912
ROW 7			2:10.202	21	<b>20</b> Connor SWYER	2:09.067
				20	<b>48</b> Shaun WALLIS	2:08.584
				19	<b>97</b> Alex MANN	
ROW 6	18	<b>23</b> Justin ROSE	2:08.445	17	<b>4</b> Hayden KILLWORTH	2:08.420
				16	<b>17</b> Jordan KILLWORTH	2:08.315
ROW 5			2:08.137	15	<b>117</b> Raymond STAGG	2:07.922
				14	<b>118</b> Darren CORKETT	2:07.756
				13	<b>96</b> Pete SCOTT	
ROW 4	12	<b>87</b> Ben DOOLAN	2:07.074	11	<b>77</b> David MAY	2:06.627
				10	<b>6</b> Nick WILLIAMSON	2:05.733
ROW 3			2:04.870	9	<b>129</b> Derek CRIPPS	2:04.868
				8	<b>78</b> Jamie THOMAS	2:04.542
				7	<b>19</b> Tyler DONOVAN	
ROW 2	6	<b>85</b> Clinton WOOD	2:03.744	5	<b>54</b> Andrew SAUNDERS	2:03.084
				4	<b>53</b> Seamus McGLYNN	2:01.889
ROW 1			2:01.811	3	<b>818</b> Alex SYMON	2:00.514
				2	<b>99</b> Steven BUTTERWORTH	1:59.983
				1	<b>800</b> Morgan CREASEY	
					<b>Pole</b>	

These results are provisional until the conclusion of any judicial and technical matters.

Snetterton 300: 2.9689 miles

Clerk Of Course:	Stewards:	Timekeeper:	<i>Craig Smith</i>	
------------------	-----------	-------------	--------------------	--

Results can be found at [www.tsl-timing.com](http://www.tsl-timing.com)

Printed - 12:02 Saturday, 04 May 2024





# BMCRC - MRO Championships 2024 - Rnd 3 @ Snetterton 300

## BMCRC Thunderbike Ultra & Extreme

### RACE 11 - CLASSIFICATION

Race Distance: 5 Laps / 14.84 miles

POS	NO	CL	PIC	NAME	ENTRY	LAPS	TIME	GAP	DIFF	MPH	BEST	ON	GRD	↑↓
1	99	U	1	Steven BUTTERWORTH	Yamaha R1 -	5	10:03.908			88.49	1:58.329	5	2	1
2	800	U	2	Morgan CREASEY	Suzuki GSXR 1000 K7 - Warics Ltd	5	10:07.765	3.857	3.857	87.92	1:59.205	4	1	-1
3	818	U	3	Alex SYMON	Kawasaki ZX10R - MCW	5	10:12.142	8.234	4.377	87.30	2:01.305	2	3	0
4	19	U	4	Tyler DONOVAN	Kawasaki ZX10R - Tinder Corp	5	10:19.986	16.078	7.844	86.19	2:02.228	2	7	3
5	54	E	1	Andrew SAUNDERS	Suzuki GSXR 750 K1 - Ron G & Super Sam	5	10:27.230	23.322	7.244	85.20	2:03.394	2	5	0
6	85	U	5	Clinton WOOD	Suzuki GSXR1000 - CLINTON WOOD	5	10:28.856	24.948	1.626	84.98	2:04.291	5	6	0
7	6	U	6	Nick WILLIAMSON	Suzuki GSXR 1000 - RBM	5	10:31.462	27.554	2.606	84.62	2:03.384	5	10	3
8	77	E	2	David MAY	Suzuki GSXR 750 K1 - Orchard cooling/ team Silver Arrows	5	10:32.120	28.212	0.658	84.54	2:03.666	2	11	3
9	78	U	7	Jamie THOMAS	Suzuki GSXR 1000 - Team RubyRacing	5	10:40.054	36.146	7.934	83.49	2:05.211	2	8	-1
10	96	U	8	Pete SCOTT	Suzuki GSXR1000K5 - South Hill MOT Centre	5	10:40.446	36.538	0.392	83.44	2:05.460	5	13	3
11	23	U	9	Justin ROSE	Yamaha R1 - J. Rose roofing services	5	10:47.723	43.815	7.277	82.50	2:06.962	5	18	7
12	97	U	10	Alex MANN	Honda CBR600RR - Michael Jones Jeweller, Esprit Group, E	5	10:47.815	43.907	0.092	82.49	2:05.424	4	19	7
13	117	U	11	Raymond STAGG	Yamaha R1 -	5	10:51.199	47.291	3.384	82.06	2:07.749	2	15	2
14	129	E	3	Derek CRIPPS	Yamaha R1 - Team FBR	5	10:51.628	47.720	0.429	82.01	2:05.512	4	9	-5
15	17	U	12	Jordan KILLWORTH	Kawasaki ZX10R - BK Racing / Rabbit	5	10:54.889	50.981	3.261	81.60	2:05.934	5	16	1
16	4	U	13	Hayden KILLWORTH	Suzuki GSXR 1000 - GreenPlantUK - H11xy - Helmet City	5	10:55.231	51.323	0.342	81.55	2:07.317	5	17	1
17	87	E	4	Ben DOOLAN	Yamaha R6 - My Wallet	5	10:56.372	52.464	1.141	81.41	2:07.542	5	12	-5
18	48	E	5	Shaun WALLIS	Yamaha R6 - MBC Despatch Racing	5	10:56.852	52.944	0.480	81.35	2:06.847	5	20	2
19	20	U	14	Connor SWYER	SUZUKI GSXR 1000 K6 - WSC Performace & lleithyr farm &	5	11:01.896	57.988	5.044	80.73	2:09.719	3	21	2
20	65	U	15	Ian SOILLEUX	Honda FIREBLADE - BDRacing	5	11:18.559	1:14.651	16.663	78.75	2:11.721	4	22	2
21	118	E	6	Darren CORKETT	Suzuki GSXR 750 - Jackson & Phillips	5	11:19.374	1:15.466	0.815	78.66	2:12.127	2	14	-7
22	373	U	16	Robert EAGLING	SUZUKI GSXR1000 -	5	11:21.900	1:17.992	2.526	78.36	2:13.638	3	23	1
23	910	U	17	Michael JARVIS	Suzuki GSXR 1000 -	5	11:26.969	1:23.061	5.069	77.79	2:12.855	5	25	2
24	37	E	7	Ricky WOODS	Suzuki GSXR 750 - Emma Woods	5	11:37.851	1:33.943	10.882	76.57	2:15.855	2	26	2
25	89*	E	8	Daryl SKINNS	Suzuki GSXR 750 - Indoor Climate Systems UK LTD	5	11:49.155	1:45.247	11.304	75.35	2:19.880	3	27	2
26	62	U	18	David PATERSON	Suzuki GSXR1000 - The love of a good woman / JP racing	5	12:21.303	2:17.395	32.148	72.08	2:24.953	2	28	2

#### NOT CLASSIFIED

DNF	88	E		George PRINOS	Ducati 996 - Kappa Planning Ltd	4	9:51.405	1 Lap	1 Lap	72.28	2:24.439	2	29	
DNF	90	E		Jack WOLFF	Yamaha R6 -	2	4:42.877	3 Laps	2 Laps	75.56	2:18.968	2	24	
DNF	53	U		Seamus McGLYNN	Suzuki K6 - S and D Build and Design Ltd	1	2:09.075	4 Laps	1 Lap	82.80			4	

#### FASTEST LAP

99	U			Steven BUTTERWORTH	Yamaha R1 -	5	1:58.329		90.32 mph		145.36 kph			
54	E			Andrew SAUNDERS	Suzuki GSXR 750 K1 - Ron G & Super Sam	2	2:03.394		86.61 mph		139.39 kph			

#### Comments:

\* No. 89 - Please charge transponder - low battery

Class U - 92.5% of Race Speed = 81.85 mph

Class E - 92.5% of Race Speed = 78.81 mph

Weather / Track : Cloudy / Dry

These results are provisional until the conclusion of any judicial and technical matters.

Date: 04/05/2024 Start: 16:05 Finish: 16:15

Snetterton 300: 2.9689 miles

Clerk Of Course:	Stewards:	Timekeeper:	<i>Craig Smith</i>	
------------------	-----------	-------------	--------------------	--

Results can be found at [www.tsl-timing.com](http://www.tsl-timing.com)

Printed - 16:21 Saturday, 04 May 2024



# BMCRC - MRO Championships 2024 - Rnd 3 @ Snetterton 300

## BMCRC Thunderbike Ultra & Extreme

### RACE 11 - LAP CHART

LAP 1 @ 16:07:19.534			LAP 2 @ 16:09:20.839			LAP 3 @ 16:11:20.516			LAP 4 @ 16:13:19.491			LAP 5 @ 16:15:17.820		
NO	BEHIND	LAP TIME	NO	BEHIND	LAP TIME	NO	BEHIND	LAP TIME	NO	BEHIND	LAP TIME	NO	BEHIND	LAP TIME
818		2:05.622	818		2:01.305	99		1:59.306	99		1:58.975	99		1:58.329
99	0.562	2:06.184	99	0.371	2:01.114	818	1.741	2:01.418	800	1.986	1:59.205	800	3.857	2:00.200
800	1.511	2:07.133	800	0.615	2:00.409	800	1.756	2:00.818	818	4.149	2:01.383	818	8.234	2:02.414
19	2.507	2:08.129	19	3.430	2:02.228	19	6.571	2:02.818	19	11.027	2:03.431	19	16.078	2:03.380
53	3.453	2:09.075	54	6.600	2:03.394	54	11.304	2:04.381	54	16.733	2:04.404	54	23.322	2:04.918
54	4.511	2:10.133	85	8.817	2:04.420	85	13.457	2:04.317	85	18.986	2:04.504	85	24.948	2:04.291
85	5.702	2:11.324	77	9.085	2:03.666	77	14.193	2:04.785	77	21.073	2:05.855	6	27.554	2:03.384
77	6.724	2:12.346	6	11.457	2:04.977	6	16.969	2:05.189	6	22.499	2:04.505	77	28.212	2:05.468
6	7.785	2:13.407	78	13.509	2:05.211	78	19.733	2:05.901	78	27.174	2:06.416	78	36.146	2:07.301
96	9.138	2:14.760	96	14.689	2:06.856	96	21.439	2:06.427	96	29.407	2:06.943	96	36.538	2:05.460
78	9.603	2:15.225	23	18.539	2:08.569	23	27.111	2:08.249	23	35.182	2:07.046	23	43.815	2:06.962
23	11.275	2:16.897	117	19.207	2:07.749	117	27.914	2:08.384	97	36.239	2:05.424	97	43.907	2:05.997
129	12.629	2:18.251	20	22.129	2:09.974	97	29.790	2:06.603	117	36.921	2:07.982	117	47.291	2:08.699
117	12.763	2:18.385	48	22.748	2:09.599	129	31.537	2:07.376	129	38.074	2:05.512	129	47.720	2:07.975
97	13.102	2:18.724	87	22.781	2:10.010	20	32.171	2:09.719	4	42.335	2:08.208	17	50.981	2:05.934
20	13.460	2:19.082	97	22.864	2:11.067	87	32.276	2:09.172	87	43.251	2:09.950	4	51.323	2:07.317
87	14.076	2:19.698	4	23.160	2:10.302	4	33.102	2:09.619	17	43.376	2:06.603	87	52.464	2:07.542
4	14.163	2:19.785	129	23.838	2:12.514	48	33.180	2:10.109	20	43.854	2:10.658	48	52.944	2:06.847
48	14.454	2:20.076	118	26.683	2:12.127	17	35.748	2:06.839	48	44.426	2:10.221	20	57.988	2:12.463
118	15.861	2:21.483	17	28.586	2:10.452	118	40.728	2:13.722	118	56.534	2:14.781	65	1:14.651	2:13.266
37	18.131	2:23.753	373	32.432	2:15.177	373	46.393	2:13.638	65	59.714	2:11.721	118	1:15.466	2:17.261
90	18.287	2:23.909	37	32.681	2:15.855	65	46.968	2:12.907	373	1:02.428	2:15.010	373	1:17.992	2:13.893
373	18.560	2:24.182	65	33.738	2:14.853	37	51.990	2:18.986	910	1:08.535	2:14.027	910	1:23.061	2:12.855
17	19.439	2:25.061	90	35.950	2:18.968	910	53.483	2:14.411	37	1:11.581	2:18.566	37	1:33.943	2:20.691
65	20.190	2:25.812	910	38.749	2:17.441	89	1:02.043	2:19.880	89	1:23.266	2:20.198	89	1:45.247	2:20.310
89	22.101	2:27.723	89	41.840	2:21.044	62	1:17.739	2:27.493	88	1:45.826	2:26.384	62	2:17.395	2:26.886
910	22.613	2:28.235	62	49.923	2:24.953	88	1:18.417	2:27.257	62	1:48.838	2:30.074			
62	26.275	2:31.897	88	50.837	2:24.439									
88	27.703	2:33.325												

# BMCRC - MRO Championships 2024 - Rnd 3 @ Snetterton 300

## BMCRC Thunderbike Ultra & Extreme

### RACE 11 - POSITION CHART

No	Name	Lap Pos	Lap				
			1	2	3	4	5
800	CREASEY	1	818	818	99	99	99
99	BUTTERWORTH	2	99	99	818	800	800
818	SYMON	3	800	800	800	818	818
53	McGLYNN	4	19	19	19	19	19
54	SAUNDERS	5	53	54	54	54	54
85	WOOD	6	54	85	85	85	85
19	DONOVAN	7	85	77	77	77	6
78	THOMAS	8	77	6	6	6	77
129	CRIPPS	9	6	78	78	78	78
6	WILLIAMSON	10	96	96	96	96	96
77	MAY	11	78	23	23	23	23
87	DOOLAN	12	23	117	117	97	97
96	SCOTT	13	129	20	97	117	117
118	CORKETT	14	117	48	129	129	129
117	STAGG	15	97	87	20	4	17
17	KILLWORTH	16	20	97	87	87	4
4	KILLWORTH	17	87	4	4	17	87
23	ROSE	18	4	129	48	20	48
97	MANN	19	48	118	17	48	20
48	WALLIS	20	118	17	118	118	65
20	SWYER	21	37	373	373	65	118
65	SOILLEUX	22	90	37	65	373	373
373	EAGLING	23	373	65	37	910	910
90	WOLFF	24	17	90	910	37	37
910	JARVIS	25	65	910	89	89	89
37	WOODS	26	89	89	62	88	62
89	SKINNS	27	910	62	88	62	
62	PATERSON	28	62	88			
88	PRINOS	29	88				

# BMCRC - MRO Championships 2024 - Rnd 3 @ Snetterton 300

## BMCRC Thunderbike Ultra & Extreme

### RACE 11 - SECTOR ANALYSIS



SECTOR 1 = FL to I1, SECTOR 2 = I1 to FL, DIFF = Difference To Personal Best Lap, P = Crossed Finish Line in Pit Lane, D = Time Disallowed

P1 99 U		Steven BUTTERWORTH		Yamaha R1 -		
IDEAL LAP TIME : 1:58.329		BEST LAP TIME : 1:58.329		DIFFERENCE : 0.000		
LAP	SECTOR 1	SECTOR 2	LAP TIME	MPH	DIFF	TIME OF DAY
1 -		40.123	2:06.184	84.70	7.855	16:07:20.096
2 -	1:21.046	40.068	2:01.114	88.24	2.785	16:09:21.210
3 -	1:20.018	39.288	1:59.306 (3)	89.58	0.977	16:11:20.516
4 -	1:19.831	39.144	1:58.975 (2)	89.83	0.646	16:13:19.491
5 -	<b>1:19.411</b>	<b>38.918</b>	<b>1:58.329 (1)</b>	<b>90.32</b>		<b>16:15:17.820</b>

P2 800 U		Morgan CREASEY		Suzuki GSXR 1000 K7 - Warics Ltd		
IDEAL LAP TIME : 1:59.205		BEST LAP TIME : 1:59.205		DIFFERENCE : 0.000		
LAP	SECTOR 1	SECTOR 2	LAP TIME	MPH	DIFF	TIME OF DAY
1 -		40.422	2:07.133	84.06	7.928	16:07:21.045
2 -	1:20.292	40.117	2:00.409 (3)	88.76	1.204	16:09:21.454
3 -	1:20.773	40.045	2:00.818	88.46	1.613	16:11:22.272
4 -	<b>1:19.643</b>	<b>39.562</b>	<b>1:59.205 (1)</b>	<b>89.66</b>		<b>16:13:21.477</b>
5 -	1:19.916	40.284	2:00.200 (2)	88.91	0.995	16:15:21.677

P3 818 U		Alex SYMON		Kawasaki ZX10R - MCW		
IDEAL LAP TIME : 2:01.103		BEST LAP TIME : 2:01.305		DIFFERENCE : 0.202		
LAP	SECTOR 1	SECTOR 2	LAP TIME	MPH	DIFF	TIME OF DAY
1 -		<b>39.979</b>	2:05.622	85.08	4.317	16:07:19.534
2 -	1:21.293	40.012	<b>2:01.305 (1)</b>	<b>88.10</b>		<b>16:09:20.839</b>
3 -	<b>1:21.124</b>	40.294	2:01.418 (3)	88.02	0.113	16:11:22.257
4 -	1:21.385	39.998	2:01.383 (2)	88.05	0.078	16:13:23.640
5 -	1:21.855	40.559	2:02.414	87.31	1.109	16:15:26.054

P4 19 U		Tyler DONOVAN		Kawasaki ZX10R - Tinder Corp		
IDEAL LAP TIME : 2:01.909		BEST LAP TIME : 2:02.228		DIFFERENCE : 0.319		
LAP	SECTOR 1	SECTOR 2	LAP TIME	MPH	DIFF	TIME OF DAY
1 -		<b>40.595</b>	2:08.129	83.41	5.901	16:07:22.041
2 -	<b>1:21.314</b>	40.914	<b>2:02.228 (1)</b>	<b>87.44</b>		<b>16:09:24.269</b>
3 -	1:21.479	41.339	2:02.818 (2)	87.02	0.590	16:11:27.087
4 -	1:21.818	41.613	2:03.431	86.59	1.203	16:13:30.518
5 -	1:22.318	41.062	2:03.380 (3)	86.62	1.152	16:15:33.898

P5 54 E		Andrew SAUNDERS		Suzuki GSXR 750 K1 - Ron G & Super Sam		
IDEAL LAP TIME : 2:03.172		BEST LAP TIME : 2:03.394		DIFFERENCE : 0.222		
LAP	SECTOR 1	SECTOR 2	LAP TIME	MPH	DIFF	TIME OF DAY
1 -		41.493	2:10.133	82.13	6.739	16:07:24.045
2 -	<b>1:22.040</b>	41.354	<b>2:03.394 (1)</b>	<b>86.61</b>		<b>16:09:27.439</b>
3 -	1:23.249	<b>41.132</b>	2:04.381 (2)	85.93	0.987	16:11:31.820
4 -	1:22.600	41.804	2:04.404 (3)	85.91	1.010	16:13:36.224
5 -	1:23.410	41.508	2:04.918	85.56	1.524	16:15:41.142

P6 85 U		Clinton WOOD		Suzuki GSXR1000 - CLINTON WOOD		
IDEAL LAP TIME : 2:04.038		BEST LAP TIME : 2:04.291		DIFFERENCE : 0.253		
LAP	SECTOR 1	SECTOR 2	LAP TIME	MPH	DIFF	TIME OF DAY
1 -		41.851	2:11.324	81.38	7.033	16:07:25.236
2 -	1:22.710	41.710	2:04.420 (3)	85.90	0.129	16:09:29.656
3 -	1:22.685	<b>41.632</b>	2:04.317 (2)	85.97	0.026	16:11:33.973
4 -	1:22.692	41.812	2:04.504	85.84	0.213	16:13:38.477
5 -	<b>1:22.406</b>	41.885	<b>2:04.291 (1)</b>	<b>85.99</b>		<b>16:15:42.768</b>

# BMCRC - MRO Championships 2024 - Rnd 3 @ Snetterton 300

## BMCRC Thunderbike Ultra & Extreme

### RACE 11 - SECTOR ANALYSIS



SECTOR 1 = FL to I1, SECTOR 2 = I1 to FL, DIFF = Difference To Personal Best Lap, P = Crossed Finish Line in Pit Lane, D = Time Disallowed

P7		6 U		Nick WILLIAMSON		Suzuki GSXR 1000 - RBM	
IDEAL LAP TIME : 2:03.270		BEST LAP TIME : 2:03.384		DIFFERENCE : 0.114			
LAP	SECTOR 1	SECTOR 2	LAP TIME	MPH	DIFF	TIME OF DAY	
1 -		41.664	2:13.407	80.11	10.023	16:07:27.319	
2 -	1:23.592	41.385	2:04.977 (3)	85.52	1.593	16:09:32.296	
3 -	1:23.663	41.526	2:05.189	85.37	1.805	16:11:37.485	
4 -	1:23.515	<b>40.990</b>	2:04.505 (2)	85.84	1.121	16:13:41.990	
5 -	<b>1:22.280</b>	41.104	<b>2:03.384 (1)</b>	<b>86.62</b>		<b>16:15:45.374</b>	

P8		77 E		David MAY		Suzuki GSXR 750 K1 - Orchard cooling/ team Silver Arrows	
IDEAL LAP TIME : 2:03.625		BEST LAP TIME : 2:03.666		DIFFERENCE : 0.041			
LAP	SECTOR 1	SECTOR 2	LAP TIME	MPH	DIFF	TIME OF DAY	
1 -		42.299	2:12.346	80.75	8.680	16:07:26.258	
2 -	<b>1:22.350</b>	41.316	<b>2:03.666 (1)</b>	<b>86.42</b>		<b>16:09:29.924</b>	
3 -	1:23.510	<b>41.275</b>	2:04.785 (2)	85.65	1.119	16:11:34.709	
4 -	1:24.237	41.618	2:05.855	84.92	2.189	16:13:40.564	
5 -	1:23.793	41.675	2:05.468 (3)	85.18	1.802	16:15:46.032	

P9		78 U		Jamie THOMAS		Suzuki GSXR 1000 - Team RubyRacing	
IDEAL LAP TIME : 2:05.211		BEST LAP TIME : 2:05.211		DIFFERENCE : 0.000			
LAP	SECTOR 1	SECTOR 2	LAP TIME	MPH	DIFF	TIME OF DAY	
1 -		42.761	2:15.225	79.03	10.014	16:07:29.137	
2 -	<b>1:23.652</b>	<b>41.559</b>	<b>2:05.211 (1)</b>	<b>85.36</b>		<b>16:09:34.348</b>	
3 -	1:23.904	41.997	2:05.901 (2)	84.89	0.690	16:11:40.249	
4 -	1:24.033	42.383	2:06.416 (3)	84.54	1.205	16:13:46.665	
5 -	1:24.935	42.366	2:07.301	83.95	2.090	16:15:53.966	

P10		96 U		Pete SCOTT		Suzuki GSXR1000K5 - South Hill MOT Centre	
IDEAL LAP TIME : 2:05.460		BEST LAP TIME : 2:05.460		DIFFERENCE : 0.000			
LAP	SECTOR 1	SECTOR 2	LAP TIME	MPH	DIFF	TIME OF DAY	
1 -		42.515	2:14.760	79.31	9.300	16:07:28.672	
2 -	1:24.091	42.765	2:06.856 (3)	84.25	1.396	16:09:35.528	
3 -	1:24.286	42.141	2:06.427 (2)	84.53	0.967	16:11:41.955	
4 -	1:24.404	42.539	2:06.943	84.19	1.483	16:13:48.898	
5 -	<b>1:23.401</b>	<b>42.059</b>	<b>2:05.460 (1)</b>	<b>85.19</b>		<b>16:15:54.358</b>	

P11		23 U		Justin ROSE		Yamaha R1 - J. Rose roofing services	
IDEAL LAP TIME : 2:06.489		BEST LAP TIME : 2:06.962		DIFFERENCE : 0.473			
LAP	SECTOR 1	SECTOR 2	LAP TIME	MPH	DIFF	TIME OF DAY	
1 -		43.324	2:16.897	78.07	9.935	16:07:30.809	
2 -	1:25.787	42.782	2:08.569	83.13	1.607	16:09:39.378	
3 -	1:25.667	42.582	2:08.249 (3)	83.33	1.287	16:11:47.627	
4 -	1:24.776	<b>42.270</b>	2:07.046 (2)	84.12	0.084	16:13:54.673	
5 -	<b>1:24.219</b>	42.743	<b>2:06.962 (1)</b>	<b>84.18</b>		<b>16:16:01.635</b>	

P12		97 U		Alex MANN		Honda CBR600RR - Michael Jones Jeweller, Esprit Group, Eas	
IDEAL LAP TIME : 2:05.120		BEST LAP TIME : 2:05.424		DIFFERENCE : 0.304			
LAP	SECTOR 1	SECTOR 2	LAP TIME	MPH	DIFF	TIME OF DAY	
1 -		44.775	2:18.724	77.04	13.300	16:07:32.636	
2 -	1:28.686	42.381	2:11.067	81.54	5.643	16:09:43.703	
3 -	1:24.625	<b>41.978</b>	2:06.603 (3)	84.42	1.179	16:11:50.306	
4 -	<b>1:23.142</b>	42.282	<b>2:05.424 (1)</b>	<b>85.21</b>		<b>16:13:55.730</b>	
5 -	1:23.523	42.474	2:05.997 (2)	84.82	0.573	16:16:01.727	

# BMCRC - MRO Championships 2024 - Rnd 3 @ Snetterton 300

## BMCRC Thunderbike Ultra & Extreme

### RACE 11 - SECTOR ANALYSIS



SECTOR 1 = FL to I1, SECTOR 2 = I1 to FL, DIFF = Difference To Personal Best Lap, P = Crossed Finish Line in Pit Lane, D = Time Disallowed

P13 117 U		Raymond STAGG		Yamaha R1 -		
IDEAL LAP TIME : 2:07.430		BEST LAP TIME : 2:07.749		DIFFERENCE : 0.319		
LAP	SECTOR 1	SECTOR 2	LAP TIME	MPH	DIFF	TIME OF DAY
1 -		44.575	2:18.385	77.23	10.636	16:07:32.297
2 -	1:24.686	<b>43.063</b>	<b>2:07.749 (1)</b>	<b>83.66</b>		<b>16:09:40.046</b>
3 -	1:25.049	43.335	2:08.384 (3)	83.25	0.635	16:11:48.430
4 -	<b>1:24.367</b>	43.615	2:07.982 (2)	83.51	0.233	16:13:56.412
5 -	1:25.239	43.460	2:08.699	83.04	0.950	16:16:05.111

P14 129 E		Derek CRIPPS		Yamaha R1 - Team FBR		
IDEAL LAP TIME : 2:05.512		BEST LAP TIME : 2:05.512		DIFFERENCE : 0.000		
LAP	SECTOR 1	SECTOR 2	LAP TIME	MPH	DIFF	TIME OF DAY
1 -		44.157	2:18.251	77.30	12.739	16:07:32.163
2 -	1:30.281	42.233	2:12.514	80.65	7.002	16:09:44.677
3 -	1:24.877	42.499	2:07.376 (2)	83.90	1.864	16:11:52.053
4 -	<b>1:23.469</b>	<b>42.043</b>	<b>2:05.512 (1)</b>	<b>85.15</b>		<b>16:13:57.565</b>
5 -	1:24.329	43.646	2:07.975 (3)	83.51	2.463	16:16:05.540

P15 17 U		Jordan KILLWORTH		Kawasaki ZX10R - BK Racing / Rabbit		
IDEAL LAP TIME : 2:05.934		BEST LAP TIME : 2:05.934		DIFFERENCE : 0.000		
LAP	SECTOR 1	SECTOR 2	LAP TIME	MPH	DIFF	TIME OF DAY
1 -		51.336	2:25.061	73.67	19.127	16:07:38.973
2 -	1:27.646	42.806	2:10.452	81.93	4.518	16:09:49.425
3 -	1:24.963	41.876	2:06.839 (3)	84.26	0.905	16:11:56.264
4 -	1:24.417	42.186	2:06.603 (2)	84.42	0.669	16:14:02.867
5 -	<b>1:24.082</b>	<b>41.852</b>	<b>2:05.934 (1)</b>	<b>84.87</b>		<b>16:16:08.801</b>

P16 4 U		Hayden KILLWORTH		Suzuki GSXR 1000 - GreenPlantUK - H11xy - Helmet City		
IDEAL LAP TIME : 2:07.317		BEST LAP TIME : 2:07.317		DIFFERENCE : 0.000		
LAP	SECTOR 1	SECTOR 2	LAP TIME	MPH	DIFF	TIME OF DAY
1 -		43.932	2:19.785	76.46	12.468	16:07:33.697
2 -	1:27.116	43.186	2:10.302	82.02	2.985	16:09:43.999
3 -	1:25.988	43.631	2:09.619 (3)	82.45	2.302	16:11:53.618
4 -	1:25.508	42.700	2:08.208 (2)	83.36	0.891	16:14:01.826
5 -	<b>1:25.010</b>	<b>42.307</b>	<b>2:07.317 (1)</b>	<b>83.94</b>		<b>16:16:09.143</b>

P17 87 E		Ben DOOLAN		Yamaha R6 - My Wallet		
IDEAL LAP TIME : 2:07.542		BEST LAP TIME : 2:07.542		DIFFERENCE : 0.000		
LAP	SECTOR 1	SECTOR 2	LAP TIME	MPH	DIFF	TIME OF DAY
1 -		44.334	2:19.698	76.50	12.156	16:07:33.610
2 -	1:26.783	43.227	2:10.010	82.20	2.468	16:09:43.620
3 -	1:26.157	43.015	2:09.172 (2)	82.74	1.630	16:11:52.792
4 -	1:26.659	43.291	2:09.950 (3)	82.24	2.408	16:14:02.742
5 -	<b>1:24.909</b>	<b>42.633</b>	<b>2:07.542 (1)</b>	<b>83.80</b>		<b>16:16:10.284</b>

P18 48 E		Shaun WALLIS		Yamaha R6 - MBC Despatch Racing		
IDEAL LAP TIME : 2:06.847		BEST LAP TIME : 2:06.847		DIFFERENCE : 0.000		
LAP	SECTOR 1	SECTOR 2	LAP TIME	MPH	DIFF	TIME OF DAY
1 -		44.618	2:20.076	76.30	13.229	16:07:33.988
2 -	1:26.009	43.590	2:09.599 (2)	82.47	2.752	16:09:43.587
3 -	1:26.192	43.917	2:10.109 (3)	82.14	3.262	16:11:53.696
4 -	1:26.418	43.803	2:10.221	82.07	3.374	16:14:03.917
5 -	<b>1:24.203</b>	<b>42.644</b>	<b>2:06.847 (1)</b>	<b>84.25</b>		<b>16:16:10.764</b>

# BMCRC - MRO Championships 2024 - Rnd 3 @ Snetterton 300

## BMCRC Thunderbike Ultra & Extreme

### RACE 11 - SECTOR ANALYSIS



SECTOR 1 = FL to I1, SECTOR 2 = I1 to FL, DIFF = Difference To Personal Best Lap, P = Crossed Finish Line in Pit Lane, D = Time Disallowed

P19 20 U		Connor SWYER		SUZUKI GSXR 1000 K6 - WSC Performace & lleithyr farm & dac		
IDEAL LAP TIME : 2:09.606		BEST LAP TIME : 2:09.719		DIFFERENCE : 0.113		
LAP	SECTOR 1	SECTOR 2	LAP TIME	MPH	DIFF	TIME OF DAY
1 -		<b>43.767</b>	2:19.082	76.84	9.363	16:07:32.994
2 -	1:26.198	43.776	2:09.974 (2)	82.23	0.255	16:09:42.968
3 -	<b>1:25.839</b>	43.880	<b>2:09.719 (1)</b>	<b>82.39</b>		<b>16:11:52.687</b>
4 -	1:26.250	44.408	2:10.658 (3)	81.80	0.939	16:14:03.345
5 -	1:27.165	45.298	2:12.463	80.68	2.744	16:16:15.808

P20 65 U		Ian SOILLEUX		Honda FIREBLADE - BDRacing		
IDEAL LAP TIME : 2:11.721		BEST LAP TIME : 2:11.721		DIFFERENCE : 0.000		
LAP	SECTOR 1	SECTOR 2	LAP TIME	MPH	DIFF	TIME OF DAY
1 -		45.288	2:25.812	73.30	14.091	16:07:39.724
2 -	1:30.266	44.587	2:14.853	79.25	3.132	16:09:54.577
3 -	1:28.695	44.212	2:12.907 (2)	80.41	1.186	16:12:07.484
4 -	<b>1:27.595</b>	<b>44.126</b>	<b>2:11.721 (1)</b>	<b>81.14</b>		<b>16:14:19.205</b>
5 -	1:28.885	44.381	2:13.266 (3)	80.20	1.545	16:16:32.471

P21 118 E		Darren CORKETT		Suzuki GSXR 750 - Jackson & Phillips		
IDEAL LAP TIME : 2:11.981		BEST LAP TIME : 2:12.127		DIFFERENCE : 0.146		
LAP	SECTOR 1	SECTOR 2	LAP TIME	MPH	DIFF	TIME OF DAY
1 -		45.304	2:21.483	75.54	9.356	16:07:35.395
2 -	1:28.556	<b>43.571</b>	<b>2:12.127 (1)</b>	<b>80.89</b>		<b>16:09:47.522</b>
3 -	<b>1:28.410</b>	45.312	2:13.722 (2)	79.92	1.595	16:12:01.244
4 -	1:29.609	45.172	2:14.781 (3)	79.29	2.654	16:14:16.025
5 -	1:30.881	46.380	2:17.261	77.86	5.134	16:16:33.286

P22 373 U		Robert EAGLING		SUZUKI GSXR1000 -		
IDEAL LAP TIME : 2:13.625		BEST LAP TIME : 2:13.638		DIFFERENCE : 0.013		
LAP	SECTOR 1	SECTOR 2	LAP TIME	MPH	DIFF	TIME OF DAY
1 -		45.150	2:24.182	74.12	10.544	16:07:38.094
2 -	1:30.273	44.904	2:15.177	79.06	1.539	16:09:53.271
3 -	<b>1:29.247</b>	44.391	<b>2:13.638 (1)</b>	<b>79.97</b>		<b>16:12:06.909</b>
4 -	1:30.085	44.925	2:15.010 (3)	79.16	1.372	16:14:21.919
5 -	1:29.515	<b>44.378</b>	2:13.893 (2)	79.82	0.255	16:16:35.812

P23 910 U		Michael JARVIS		Suzuki GSXR 1000 -		
IDEAL LAP TIME : 2:12.829		BEST LAP TIME : 2:12.855		DIFFERENCE : 0.026		
LAP	SECTOR 1	SECTOR 2	LAP TIME	MPH	DIFF	TIME OF DAY
1 -		46.424	2:28.235	72.10	15.380	16:07:42.147
2 -	1:32.906	44.535	2:17.441	77.76	4.586	16:09:59.588
3 -	1:29.184	45.227	2:14.411 (3)	79.51	1.556	16:12:13.999
4 -	1:29.748	<b>44.279</b>	2:14.027 (2)	79.74	1.172	16:14:28.026
5 -	<b>1:28.550</b>	44.305	<b>2:12.855 (1)</b>	<b>80.44</b>		<b>16:16:40.881</b>

P24 37 E		Ricky WOODS		Suzuki GSXR 750 - Emma Woods		
IDEAL LAP TIME : 2:15.356		BEST LAP TIME : 2:15.855		DIFFERENCE : 0.499		
LAP	SECTOR 1	SECTOR 2	LAP TIME	MPH	DIFF	TIME OF DAY
1 -		<b>45.468</b>	2:23.753	74.35	7.898	16:07:37.665
2 -	<b>1:29.888</b>	45.967	<b>2:15.855 (1)</b>	<b>78.67</b>		<b>16:09:53.520</b>
3 -	1:32.466	46.520	2:18.986 (3)	76.90	3.131	16:12:12.506
4 -	1:31.807	46.759	2:18.566 (2)	77.13	2.711	16:14:31.072
5 -	1:33.334	47.357	2:20.691	75.96	4.836	16:16:51.763



# BMCRC - MRO Championships 2024 - Rnd 3 @ Snetterton 300

## BMCRC Thunderbike Ultra & Extreme

### RACE 11 - SECTOR ANALYSIS



SECTOR 1 = FL to I1, SECTOR 2 = I1 to FL, DIFF = Difference To Personal Best Lap, P = Crossed Finish Line in Pit Lane, D = Time Disallowed

P25 89 E		Daryl SKINNS		Suzuki GSXR 750 - Indoor Climate Systems UK LTD		
IDEAL LAP TIME : 2:19.687		BEST LAP TIME : 2:19.880		DIFFERENCE : 0.193		
LAP	SECTOR 1	SECTOR 2	LAP TIME	MPH	DIFF	TIME OF DAY
1 -		46.574	2:27.723	72.35	7.843	16:07:41.635
2 -	1:33.636	47.408	2:21.044	75.77	1.164	16:10:02.679
3 -	<b>1:33.123</b>	46.757	<b>2:19.880 (1)</b>	<b>76.40</b>		<b>16:12:22.559</b>
4 -	1:33.509	46.689	2:20.198 (2)	76.23	0.318	16:14:42.757
5 -	1:33.746	<b>46.564</b>	2:20.310 (3)	76.17	0.430	16:17:03.067

P26 62 U		David PATERSON		Suzuki GSXR1000 - The love of a good woman / JP racing		
IDEAL LAP TIME : 2:23.896		BEST LAP TIME : 2:24.953		DIFFERENCE : 1.057		
LAP	SECTOR 1	SECTOR 2	LAP TIME	MPH	DIFF	TIME OF DAY
1 -		<b>47.985</b>	2:31.897	70.36	6.944	16:07:45.809
2 -	<b>1:35.911</b>	49.042	<b>2:24.953 (1)</b>	<b>73.73</b>		<b>16:10:10.762</b>
3 -	1:37.480	50.013	2:27.493 (3)	72.46	2.540	16:12:38.255
4 -	1:39.011	51.063	2:30.074	71.21	5.121	16:15:08.329
5 -	1:37.708	49.178	2:26.886 (2)	72.76	1.933	16:17:35.215

P27 88 E		George PRINOS		Ducati 996 - Kappa Planning Ltd		
IDEAL LAP TIME : 2:23.732		BEST LAP TIME : 2:24.439		DIFFERENCE : 0.707		
LAP	SECTOR 1	SECTOR 2	LAP TIME	MPH	DIFF	TIME OF DAY
1 -		<b>48.365</b>	2:33.325	69.70	8.886	16:07:47.237
2 -	1:35.437	49.002	<b>2:24.439 (1)</b>	<b>73.99</b>		<b>16:10:11.676</b>
3 -	1:37.109	50.148	2:27.257 (3)	72.58	2.818	16:12:38.933
4 -	<b>1:35.367</b>	51.017	2:26.384 (2)	73.01	1.945	16:15:05.317

P28 90 E		Jack WOLFF		Yamaha R6 -		
IDEAL LAP TIME : 2:18.174		BEST LAP TIME : 2:18.968		DIFFERENCE : 0.794		
LAP	SECTOR 1	SECTOR 2	LAP TIME	MPH	DIFF	TIME OF DAY
1 -		<b>45.906</b>	2:23.909	74.26	4.941	16:07:37.821
2 -	1:32.361	46.607	<b>2:18.968 (1)</b>	<b>76.91</b>		<b>16:09:56.789</b>

P29 53 U		Seamus McGLYNN		Suzuki K6 - S and D Build and Design Ltd		
IDEAL LAP TIME : 2:02.187		BEST LAP TIME :		DIFFERENCE :		
LAP	SECTOR 1	SECTOR 2	LAP TIME	MPH	DIFF	TIME OF DAY
1 -		<b>41.045</b>	2:09.075	82.80		16:07:22.987

# BMCRC - MRO Championships 2024 - Rnd 3 @ Snetterton 300

## BMCRC Thunderbike Ultra & Extreme

### RACE 11 - BEST SECTORS

SECTOR 1			SECTOR 2			IDEAL / BEST COMPARISON						
POS	NO	NAME	TIME	NO	NAME	TIME	POS	NO	NAME	IDEAL	BEST	DIFF
									<b>PERFECT LAP</b>	<b>1:58.329</b>		
1	99	BUTTERWORTH	1:19.411	99	BUTTERWORTH	38.918	1	99	BUTTERWORTH	1:58.329	1:58.329	0.000
2	800	CREASEY	1:19.643	800	CREASEY	39.562	2	800	CREASEY	1:59.205	1:59.205	0.000
3	818	SYMON	1:21.124	818	SYMON	39.979	3	818	SYMON	2:01.103	2:01.305	0.202
4	53	McGLYNN	1:21.142	19	DONOVAN	40.595	4	19	DONOVAN	2:01.909	2:02.228	0.319
5	19	DONOVAN	1:21.314	6	WILLIAMSON	40.990	5	53	McGLYNN	2:02.187		
6	54	SAUNDERS	1:22.040	53	McGLYNN	41.045	6	54	SAUNDERS	2:03.172	2:03.394	0.222
7	6	WILLIAMSON	1:22.280	54	SAUNDERS	41.132	7	6	WILLIAMSON	2:03.270	2:03.384	0.114
8	77	MAY	1:22.350	77	MAY	41.275	8	77	MAY	2:03.625	2:03.666	0.041
9	85	WOOD	1:22.406	78	THOMAS	41.559	9	85	WOOD	2:04.038	2:04.291	0.253
10	97	MANN	1:23.142	85	WOOD	41.632	10	97	MANN	2:05.120	2:05.424	0.304
11	96	SCOTT	1:23.401	17	KILLWORTH	41.852	11	78	THOMAS	2:05.211	2:05.211	0.000
12	129	CRIPPS	1:23.469	97	MANN	41.978	12	96	SCOTT	2:05.460	2:05.460	0.000
13	78	THOMAS	1:23.652	129	CRIPPS	42.043	13	129	CRIPPS	2:05.512	2:05.512	0.000
14	17	KILLWORTH	1:24.082	96	SCOTT	42.059	14	17	KILLWORTH	2:05.934	2:05.934	0.000
15	48	WALLIS	1:24.203	23	ROSE	42.270	15	23	ROSE	2:06.489	2:06.962	0.473
16	23	ROSE	1:24.219	4	KILLWORTH	42.307	16	48	WALLIS	2:06.847	2:06.847	0.000
17	117	STAGG	1:24.367	87	DOOLAN	42.633	17	4	KILLWORTH	2:07.317	2:07.317	0.000
18	87	DOOLAN	1:24.909	48	WALLIS	42.644	18	117	STAGG	2:07.430	2:07.749	0.319
19	4	KILLWORTH	1:25.010	117	STAGG	43.063	19	87	DOOLAN	2:07.542	2:07.542	0.000
20	20	SWYER	1:25.839	118	CORKETT	43.571	20	20	SWYER	2:09.606	2:09.719	0.113
21	65	SOILLEUX	1:27.595	20	SWYER	43.767	21	65	SOILLEUX	2:11.721	2:11.721	0.000
22	118	CORKETT	1:28.410	65	SOILLEUX	44.126	22	118	CORKETT	2:11.981	2:12.127	0.146
23	910	JARVIS	1:28.550	910	JARVIS	44.279	23	910	JARVIS	2:12.829	2:12.855	0.026
24	373	EAGLING	1:29.247	373	EAGLING	44.378	24	373	EAGLING	2:13.625	2:13.638	0.013
25	37	WOODS	1:29.888	37	WOODS	45.468	25	37	WOODS	2:15.356	2:15.855	0.499
26	90	WOLFF	1:32.268	90	WOLFF	45.906	26	90	WOLFF	2:18.174	2:18.968	0.794
27	89	SKINNS	1:33.123	89	SKINNS	46.564	27	89	SKINNS	2:19.687	2:19.880	0.193
28	88	PRINOS	1:35.367	62	PATERSON	47.985	28	88	PRINOS	2:23.732	2:24.439	0.707
29	62	PATERSON	1:35.911	88	PRINOS	48.365	29	62	PATERSON	2:23.896	2:24.953	1.057

# BMCRC - MRO Championships 2024 - Rnd 3 @ Snetterton 300

## BMCRC Thunderbike Ultra & Extreme

### RACE 11 - STATISTICS

Competitors Started	29
Planned Start	2024-05-04 @ 15:50:00.000
Actual Start	2024-05-04 @ 16:05:13.911
Finish Time	2024-05-04 @ 16:15:17.819
Track Length	2.9689mi.
Total Laps	137
Total Distance Covered	406.7408mi.

#### Session Fastest Lap History

NO	CL	NAME	LAP TIME	TIME OF DAY	LAP	VEHICLE
818	U	Alex SYMON	2:01.305	16:09:20.843	2	Kawasaki ZX10R
99	U	Steven BUTTERWORTH	2:01.114	16:09:21.226	2	Yamaha R1
800	U	Morgan CREASEY	2:00.409	16:09:21.460	2	Suzuki GSXR 1000 K7
99	U	Steven BUTTERWORTH	1:59.306	16:11:20.533	3	Yamaha R1
99	U	Steven BUTTERWORTH	1:58.975	16:13:19.506	4	Yamaha R1
99	U	Steven BUTTERWORTH	1:58.329	16:15:17.835	5	Yamaha R1

#### Session Leader History

NO	CL	NAME	FROM LAP	LAPS LED	DISTANCE	VEHICLE
818	U	Alex SYMON	1	2	5.93 miles	Kawasaki ZX10R
99	U	Steven BUTTERWORTH	3	3	8.90 miles	Yamaha R1

#### Flag History

TYPE	TIME OF DAY
GREEN	16:05:13.911
FINISH	16:15:17.819

#### Flag Statistics

TYPE	COUNT	TOTAL LAPS	TOTAL TIME
Green	1	5	12:27.313
Red	0	0	0.000
Safety Car	0	0	0.000
FCY	0	0	0.000

# BMCRC - MRO Championships 2024 - Rnd 3 @ Snetterton 300

## BMCRC Thunderbike Ultra & Extreme

### RACE 11 - STATISTICS

**CLASS : E**

10 Starters

#### Fastest Lap History

NO	NAME	LAP TIME	TIME OF DAY	LAP	VEHICLE
54	Andrew SAUNDERS	2:03.394	16:09:27.444	2	Suzuki GSXR 750 K1

#### Leader History

NO	NAME	FROM LAP	LAPS LED	DISTANCE	VEHICLE
54	Andrew SAUNDERS	1	5	14.84 miles	Suzuki GSXR 750 K1

# BMCRC - MRO Championships 2024 - Rnd 3 @ Snetterton 300

## BMCRC Thunderbike Ultra & Extreme

### RACE 11 - STATISTICS

CLASS : U

19 Starters

#### Fastest Lap History

NO	NAME	LAP TIME	TIME OF DAY	LAP	VEHICLE
818	Alex SYMON	<b>2:01.305</b>	16:09:20.843	2	Kawasaki ZX10R
99	Steven BUTTERWORTH	<b>2:01.114</b>	16:09:21.226	2	Yamaha R1
800	Morgan CREASEY	<b>2:00.409</b>	16:09:21.460	2	Suzuki GSXR 1000 K7
99	Steven BUTTERWORTH	<b>1:59.306</b>	16:11:20.533	3	Yamaha R1
99	Steven BUTTERWORTH	<b>1:58.975</b>	16:13:19.506	4	Yamaha R1
99	Steven BUTTERWORTH	<b>1:58.329</b>	16:15:17.835	5	Yamaha R1

#### Leader History

NO	NAME	FROM LAP	LAPS LED	DISTANCE	VEHICLE
818	Alex SYMON	1	2	5.93 miles	Kawasaki ZX10R
99	Steven BUTTERWORTH	3	3	8.90 miles	Yamaha R1



**BMCRC - MRO Championships 2024 - Rnd 3 @ Snetterton 300**

**BMCRC Thunderbike Ultra & Extreme**

**RACE 22 - GRID (4 Laps)**

ROW 11					31	<b>888</b> Paul FAGG		
ROW 10	30	<b>234</b> Oliver MACRAE		29	<b>62</b> David PATERSON	28	<b>88</b> George PRINOS	
ROW 9			27	<b>89</b> Daryl SKINNS	26	<b>90</b> Jack WOLFF	25	<b>37</b> Ricky WOODS
ROW 8	24	<b>373</b> Robert EAGLING		23	<b>910</b> Michael JARVIS	22	<b>118</b> Darren CORKETT	
ROW 7			21	<b>65</b> Ian SOILLEUX	20	<b>20</b> Connor SWYER	19	<b>117</b> Raymond STAGG
ROW 6	18	<b>87</b> Ben DOOLAN		17	<b>4</b> Hayden KILLWORTH	16	<b>23</b> Justin ROSE	
ROW 5			15	<b>48</b> Shaun WALLIS	14	<b>17</b> Jordan KILLWORTH	13	<b>129</b> Derek CRIPPS
ROW 4	12	<b>96</b> Pete SCOTT		11	<b>97</b> Alex MANN	10	<b>53</b> Seamus McGLYNN	
ROW 3			9	<b>78</b> Jamie THOMAS	8	<b>85</b> Clinton WOOD	7	<b>77</b> David MAY
ROW 2	6	<b>54</b> Andrew SAUNDERS		5	<b>6</b> Nick WILLIAMSON	4	<b>19</b> Tyler DONOVAN	
ROW 1			3	<b>818</b> Alex SYMON	2	<b>800</b> Morgan CREASEY	1	<b>99</b> Steven BUTTERWORTH
							<b>Pole</b>	

These results are provisional until the conclusion of any judicial and technical matters.

Snetterton 300: 2.9689 miles

Clerk Of Course:	Stewards:	Timekeeper:	<i>Craig Smith</i>	
------------------	-----------	-------------	--------------------	--

Results can be found at [www.tsl-timing.com](http://www.tsl-timing.com)

Printed - 16:22 Saturday, 04 May 2024





# BMCRC - MRO Championships 2024 - Rnd 3 @ Snetterton 300

## BMCRC Thunderbike Ultra & Extreme

### RACE 22 - CLASSIFICATION

Race Distance: 4 Laps / 11.87 miles

POS	NO	CL	PIC	NAME	ENTRY	LAPS	TIME	GAP	DIFF	MPH	BEST	ON	GRD	↑↓
1	99	U	1	Steven BUTTERWORTH	Yamaha R1 -	4	8:02.363			88.63	1:58.473	3	1	0
2	800	U	2	Morgan CREASEY	Suzuki GSXR 1000 K7 - Warics Ltd	4	8:02.618	0.255	0.255	88.58	1:58.144	4	2	0
3	818	U	3	Alex SYMON	Kawasaki ZX10R - MCW	4	8:08.001	5.638	5.383	87.60	1:59.941	4	3	0
4	19	U	4	Tyler DONOVAN	Kawasaki ZX10R - Tinder Corp	4	8:12.604	10.241	4.603	86.78	2:00.704	2	4	0
5	54	E	1	Andrew SAUNDERS	Suzuki GSXR 750 K1 - Ron G & Super Sam	4	8:14.459	12.096	1.855	86.46	2:01.682	3	6	1
6	6	U	5	Nick WILLIAMSON	Suzuki GSXR 1000 - RBM	4	8:22.224	19.861	7.765	85.12	2:03.309	2	5	-1
7	85	U	6	Clinton WOOD	Suzuki GSXR1000 - CLINTON WOOD	4	8:23.231	20.868	1.007	84.95	2:04.042	3	8	1
8	78	U	7	Jamie THOMAS	Suzuki GSXR 1000 - Team RubyRacing	4	8:23.383	21.020	0.152	84.92	2:03.484	2	9	1
9	77	E	2	David MAY	Suzuki GSXR 750 K1 - Orchard cooling/ team Silver Arrows	4	8:23.718	21.355	0.335	84.87	2:04.123	4	7	-2
10	97	U	8	Alex MANN	Honda CBR600RR - Michael Jones Jeweller, Esprit Group, F	4	8:26.384	24.021	2.666	84.42	2:01.481	4	11	1
11	102	U	9	James FEARN	Suzuki GSXR1000 - Waiting for sponsorship	4	8:27.528	25.165	1.144	84.23	2:01.968	4	32	21
12	23	U	10	Justin ROSE	Yamaha R1 - J. Rose roofing services	4	8:30.225	27.862	2.697	83.79	2:04.581	3	16	4
13	17	U	11	Jordan KILLWORTH	Kawasaki ZX10R - BK Racing / Rabbit	4	8:33.037	30.674	2.812	83.33	2:04.344	4	14	1
14	117	U	12	Raymond STAGG	Yamaha R1 -	4	8:33.158	30.795	0.121	83.31	2:05.268	3	19	5
15	129	E	3	Derek CRIPPS	Yamaha R1 - Team FBR	4	8:35.588	33.225	2.430	82.91	2:05.895	4	13	-2
16	96	U	13	Pete SCOTT	Suzuki GSXR1000K5 - South Hill MOT Centre	4	8:35.869	33.506	0.281	82.87	2:06.890	3	12	-4
17	59	U	14	Andrew DENYER	Yamaha OW01 - me	4	8:36.631	34.268	0.762	82.75	2:05.446	3	33	16
18	4	U	15	Hayden KILLWORTH	Suzuki GSXR 1000 - GreenPlantUK - H11xy - Helmet City	4	8:37.061	34.698	0.430	82.68	2:05.539	4	17	-1
19	373	U	16	Robert EAGLING	SUZUKI GSXR1000 -	4	8:50.840	48.477	13.779	80.53	2:10.246	4	24	5
20	20	U	17	Connor SWYER	SUZUKI GSXR 1000 K6 - WSC Performace & lleithyr farm &	4	8:51.212	48.849	0.372	80.48	2:09.599	2	20	0
21	48	E	4	Shaun WALLIS	Yamaha R6 - MBC Despatch Racing	4	8:51.908	49.545	0.696	80.37	2:10.652	2	15	-6
22	65	U	18	Ian SOILLEUX	Honda FIREBLADE - BDRacing	4	9:14.403	1:12.040	22.495	77.11	2:15.486	3	21	-1
23	90	E	5	Jack WOLFF	Yamaha R6 -	4	9:14.686	1:12.323	0.283	77.07	2:16.471	3	26	3
24	88	E	6	George PRINOS	Ducati 996 - Kappa Planning Ltd	4	9:42.544	1:40.181	27.858	73.38	2:21.227	3	28	4
25	89	E	7	Daryl SKINNS	Suzuki GSXR 750 - Indoor Climate Systems UK LTD	4	9:45.718	1:43.355	3.174	72.99	2:19.783	4	27	2
26	62	U	19	David PATERSON	Suzuki GSXR1000 - The love of a good woman / JP racing	4	9:51.556	1:49.193	5.838	72.27	2:24.146	3	29	3
27	118	E	8	Darren CORKETT	Suzuki GSXR 750 - Jackson & Phillips	4	10:01.119	1:58.756	9.563	71.12	2:27.643	2	22	-5

#### NOT CLASSIFIED

DNF	53	U		Seamus McGLYNN	Suzuki K6 - S and D Build and Design Ltd	1	2:07.896	3 Laps	3 Laps	83.56			10
DNF	37	E		Ricky WOODS	Suzuki GSXR 750 - Emma Woods	1	2:25.501	3 Laps	17.605	73.45			25
DNF	234*	E		Oliver MACRAE	Suzuki SRAD 750 - Gorilla Racing	1	2:42.666	3 Laps	17.165	65.70			30

#### FASTEST LAP

800	U			Morgan CREASEY	Suzuki GSXR 1000 K7 - Warics Ltd	4	1:58.144			90.46 mph			145.59 kph
54	E			Andrew SAUNDERS	Suzuki GSXR 750 K1 - Ron G & Super Sam	3	2:01.682			87.83 mph			141.35 kph

#### Comments:

\* No. 234 - Please fit a working transponder  
 Class U - 92.5% of Race Speed = 81.98 mph  
 Class E - 92.5% of Race Speed = 79.97 mph

Weather / Track : Cloudy / Dry

Date: 05/05/2024 Start: 09:51 Finish: 09:59  
 Snetterton 300: 2.9689 miles

These results are provisional until the conclusion of any judicial and technical matters.

Clerk Of Course:	Stewards:	Timekeeper:	<i>Craig Smith</i>	
------------------	-----------	-------------	--------------------	--

Results can be found at [www.tsl-timing.com](http://www.tsl-timing.com)

Printed - 10:10 Sunday, 05 May 2024



# BMCRC - MRO Championships 2024 - Rnd 3 @ Snetterton 300

## BMCRC Thunderbike Ultra & Extreme

### RACE 22 - LAP CHART

LAP 1 @ 09:53:37.607			LAP 2 @ 09:55:36.306			LAP 3 @ 09:57:34.779			LAP 4 @ 09:59:33.286		
NO	BEHIND	LAP TIME	NO	BEHIND	LAP TIME	NO	BEHIND	LAP TIME	NO	BEHIND	LAP TIME
800		2:06.684	99		1:58.657	99		1:58.473	99		1:58.507
99	0.042	2:06.726	800	0.818	1:59.517	800	0.618	1:58.273	800	0.255	1:58.144
19	0.466	2:07.150	19	2.471	2:00.704	818	4.204	2:00.069	818	5.638	1:59.941
818	0.919	2:07.603	818	2.608	2:00.388	19	5.848	2:01.850	19	10.241	2:02.900
53	1.212	2:07.896	54	5.329	2:02.070	54	8.538	2:01.682	54	12.096	2:02.065
54	1.958	2:08.642	6	8.606	2:03.309	6	14.054	2:03.921	6	19.861	2:04.314
85	3.664	2:10.348	85	9.237	2:04.272	85	14.806	2:04.042	85	20.868	2:04.569
6	3.996	2:10.680	78	9.593	2:03.484	78	15.107	2:03.987	78	21.020	2:04.420
77	4.567	2:11.251	77	10.020	2:04.152	77	15.739	2:04.192	77	21.355	2:04.123
78	4.808	2:11.492	23	15.503	2:06.878	97	21.047	2:03.843	97	24.021	2:01.481
23	7.324	2:14.008	97	15.677	2:05.622	23	21.611	2:04.581	102	25.165	2:01.968
96	8.209	2:14.893	96	16.616	2:07.106	102	21.704	2:03.315	23	27.862	2:04.758
97	8.754	2:15.438	102	16.862	2:06.343	117	23.893	2:05.268	17	30.674	2:04.344
117	8.819	2:15.503	117	17.098	2:06.978	17	24.837	2:06.091	117	30.795	2:05.409
17	9.016	2:15.700	17	17.219	2:06.902	96	25.033	2:06.890	129	33.225	2:05.895
102	9.218	2:15.902	129	17.826	2:06.886	129	25.837	2:06.484	96	33.506	2:06.980
129	9.639	2:16.323	59	18.970	2:06.653	59	25.943	2:05.446	59	34.268	2:06.832
59	11.016	2:17.700	4	20.032	2:07.489	4	27.666	2:06.107	4	34.698	2:05.539
4	11.242	2:17.926	48	23.222	2:10.652	20	35.530	2:10.641	373	48.477	2:10.246
48	11.269	2:17.953	20	23.362	2:09.599	48	36.262	2:11.513	20	48.849	2:11.826
20	12.462	2:19.146	373	24.207	2:10.408	373	36.738	2:11.004	48	49.545	2:11.790
373	12.498	2:19.182	90	35.692	2:18.313	90	53.690	2:16.471	65	1:12.040	2:16.030
90	16.078	2:22.762	65	37.504	2:15.639	65	54.517	2:15.486	90	1:12.323	2:17.140
37	18.817	2:25.501	88	52.674	2:22.038	88	1:15.428	2:21.227	88	1:40.181	2:23.260
65	20.564	2:27.248	118	53.219	2:27.643	89	1:22.079	2:22.949	89	1:43.355	2:19.783
118	24.275	2:30.959	62	57.105	2:27.581	62	1:22.778	2:24.146	62	1:49.193	2:24.922
62	28.223	2:34.907	89	57.603	2:24.256	118	1:23.883	2:29.137	118	1:58.756	2:33.380
88	29.335	2:36.019									
89	32.046	2:38.730									
234	35.982	2:42.666									



# BMCRC - MRO Championships 2024 - Rnd 3 @ Snetterton 300

## BMCRC Thunderbike Ultra & Extreme

### RACE 22 - POSITION CHART

No	Name	Lap Pos	Lap			
			1	2	3	4
99	BUTTERWORTH	1	800	99	99	99
800	CREASEY	2	99	800	800	800
818	SYMON	3	19	19	818	818
19	DONOVAN	4	818	818	19	19
6	WILLIAMSON	5	53	54	54	54
54	SAUNDERS	6	54	6	6	6
77	MAY	7	85	85	85	85
85	WOOD	8	6	78	78	78
78	THOMAS	9	77	77	77	77
53	McGLYNN	10	78	23	97	97
97	MANN	11	23	97	23	102
96	SCOTT	12	96	96	102	23
129	CRIPPS	13	97	102	117	17
17	KILLWORTH	14	117	117	17	117
48	WALLIS	15	17	17	96	129
23	ROSE	16	102	129	129	96
4	KILLWORTH	17	129	59	59	59
117	STAGG	18	59	4	4	4
20	SWYER	19	4	48	20	373
65	SOILLEUX	20	48	20	48	20
118	CORKETT	21	20	373	373	48
373	EAGLING	22	373	90	90	65
37	WOODS	23	90	65	65	90
90	WOLFF	24	37	88	88	88
89	SKINNS	25	65	118	89	89
88	PRINOS	26	118	62	62	62
62	PATERSON	27	62	89	118	118
234	MACRAE	28	88			
102	FEARN	29	89			
59	DENYER	30	234			

# BMCRC - MRO Championships 2024 - Rnd 3 @ Snetterton 300

## BMCRC Thunderbike Ultra & Extreme

### RACE 22 - SECTOR ANALYSIS



SECTOR 1 = FL to I1, SECTOR 2 = I1 to FL, DIFF = Difference To Personal Best Lap, P = Crossed Finish Line in Pit Lane, D = Time Disallowed

P1 99 U		Steven BUTTERWORTH		Yamaha R1 -		
IDEAL LAP TIME : 1:58.235		BEST LAP TIME : 1:58.473		DIFFERENCE : 0.238		
LAP	SECTOR 1	SECTOR 2	LAP TIME	MPH	DIFF	TIME OF DAY
1 -		40.175	2:06.726	84.33	8.253	09:53:37.649
2 -	1:19.225	39.432	1:58.657 (3)	90.07	0.184	09:55:36.306
3 -	1:19.260	<b>39.213</b>	<b>1:58.473 (1)</b>	<b>90.21</b>		<b>09:57:34.779</b>
4 -	<b>1:19.022</b>	39.485	1:58.507 (2)	90.18	0.034	09:59:33.286

P2 800 U		Morgan CREASEY		Suzuki GSXR 1000 K7 - Warics Ltd		
IDEAL LAP TIME : 1:58.007		BEST LAP TIME : 1:58.144		DIFFERENCE : 0.137		
LAP	SECTOR 1	SECTOR 2	LAP TIME	MPH	DIFF	TIME OF DAY
1 -		40.287	2:06.684	84.36	8.540	09:53:37.607
2 -	1:20.011	39.506	1:59.517 (3)	89.42	1.373	09:55:37.124
3 -	1:18.942	<b>39.331</b>	1:58.273 (2)	90.36	0.129	09:57:35.397
4 -	<b>1:18.676</b>	39.468	<b>1:58.144 (1)</b>	<b>90.46</b>		<b>09:59:33.541</b>

P3 818 U		Alex SYMON		Kawasaki ZX10R - MCW		
IDEAL LAP TIME : 1:59.902		BEST LAP TIME : 1:59.941		DIFFERENCE : 0.039		
LAP	SECTOR 1	SECTOR 2	LAP TIME	MPH	DIFF	TIME OF DAY
1 -		40.441	2:07.603	83.75	7.662	09:53:38.526
2 -	1:20.601	39.787	2:00.388 (3)	88.78	0.447	09:55:38.914
3 -	<b>1:20.215</b>	39.854	2:00.069 (2)	89.01	0.128	09:57:38.983
4 -	1:20.254	<b>39.687</b>	<b>1:59.941 (1)</b>	<b>89.11</b>		<b>09:59:38.924</b>

P4 19 U		Tyler DONOVAN		Kawasaki ZX10R - Tinder Corp		
IDEAL LAP TIME : 2:00.704		BEST LAP TIME : 2:00.704		DIFFERENCE : 0.000		
LAP	SECTOR 1	SECTOR 2	LAP TIME	MPH	DIFF	TIME OF DAY
1 -		40.159	2:07.150	84.05	6.446	09:53:38.073
2 -	<b>1:20.689</b>	<b>40.015</b>	<b>2:00.704 (1)</b>	<b>88.54</b>		<b>09:55:38.777</b>
3 -	1:21.332	40.518	2:01.850 (2)	87.71	1.146	09:57:40.627
4 -	1:21.581	41.319	2:02.900 (3)	86.96	2.196	09:59:43.527

P5 54 E		Andrew SAUNDERS		Suzuki GSXR 750 K1 - Ron G & Super Sam		
IDEAL LAP TIME : 2:01.168		BEST LAP TIME : 2:01.682		DIFFERENCE : 0.514		
LAP	SECTOR 1	SECTOR 2	LAP TIME	MPH	DIFF	TIME OF DAY
1 -		<b>40.569</b>	2:08.642	83.08	6.960	09:53:39.565
2 -	<b>1:20.599</b>	41.471	2:02.070 (3)	87.55	0.388	09:55:41.635
3 -	1:20.955	40.727	<b>2:01.682 (1)</b>	<b>87.83</b>		<b>09:57:43.317</b>
4 -	1:21.193	40.872	2:02.065 (2)	87.56	0.383	09:59:45.382

P6 6 U		Nick WILLIAMSON		Suzuki GSXR 1000 - RBM		
IDEAL LAP TIME : 2:03.309		BEST LAP TIME : 2:03.309		DIFFERENCE : 0.000		
LAP	SECTOR 1	SECTOR 2	LAP TIME	MPH	DIFF	TIME OF DAY
1 -		41.206	2:10.680	81.78	7.371	09:53:41.603
2 -	<b>1:22.296</b>	<b>41.013</b>	<b>2:03.309 (1)</b>	<b>86.67</b>		<b>09:55:44.912</b>
3 -	1:22.584	41.337	2:03.921 (2)	86.24	0.612	09:57:48.833
4 -	1:22.898	41.416	2:04.314 (3)	85.97	1.005	09:59:53.147

P7 85 U		Clinton WOOD		Suzuki GSXR1000 - CLINTON WOOD		
IDEAL LAP TIME : 2:04.005		BEST LAP TIME : 2:04.042		DIFFERENCE : 0.037		
LAP	SECTOR 1	SECTOR 2	LAP TIME	MPH	DIFF	TIME OF DAY
1 -		<b>41.409</b>	2:10.348	81.99	6.306	09:53:41.271
2 -	<b>1:22.596</b>	41.676	2:04.272 (2)	86.00	0.230	09:55:45.543
3 -	1:22.601	41.441	<b>2:04.042 (1)</b>	<b>86.16</b>		<b>09:57:49.585</b>
4 -	1:22.627	41.942	2:04.569 (3)	85.80	0.527	09:59:54.154

# BMCRC - MRO Championships 2024 - Rnd 3 @ Snetterton 300

## BMCRC Thunderbike Ultra & Extreme

### RACE 22 - SECTOR ANALYSIS



SECTOR 1 = FL to I1, SECTOR 2 = I1 to FL, DIFF = Difference To Personal Best Lap, P = Crossed Finish Line in Pit Lane, D = Time Disallowed

P8 78 U		Jamie THOMAS		Suzuki GSXR 1000 - Team RubyRacing		
IDEAL LAP TIME : 2:03.329		BEST LAP TIME : 2:03.484		DIFFERENCE : 0.155		
LAP	SECTOR 1	SECTOR 2	LAP TIME	MPH	DIFF	TIME OF DAY
1 -		<b>41.328</b>	2:11.492	81.28	8.008	09:53:42.415
2 -	<b>1:22.001</b>	41.483	<b>2:03.484 (1)</b>	<b>86.55</b>		<b>09:55:45.899</b>
3 -	1:22.523	41.464	2:03.987 (2)	86.20	0.503	09:57:49.886
4 -	1:22.812	41.608	2:04.420 (3)	85.90	0.936	09:59:54.306

P9 77 E		David MAY		Suzuki GSXR 750 K1 - Orchard cooling/ team Silver Arrows		
IDEAL LAP TIME : 2:03.851		BEST LAP TIME : 2:04.123		DIFFERENCE : 0.272		
LAP	SECTOR 1	SECTOR 2	LAP TIME	MPH	DIFF	TIME OF DAY
1 -		41.397	2:11.251	81.43	7.128	09:53:42.174
2 -	1:22.898	41.254	2:04.152 (2)	86.08	0.029	09:55:46.326
3 -	<b>1:22.655</b>	41.537	2:04.192 (3)	86.06	0.069	09:57:50.518
4 -	1:22.927	<b>41.196</b>	<b>2:04.123 (1)</b>	<b>86.10</b>		<b>09:59:54.641</b>

P10 97 U		Alex MANN		Honda CBR600RR - Michael Jones Jeweller, Esprit Group, Eas		
IDEAL LAP TIME : 2:01.481		BEST LAP TIME : 2:01.481		DIFFERENCE : 0.000		
LAP	SECTOR 1	SECTOR 2	LAP TIME	MPH	DIFF	TIME OF DAY
1 -		42.775	2:15.438	78.91	13.957	09:53:46.361
2 -	1:23.510	42.112	2:05.622 (3)	85.08	4.141	09:55:51.983
3 -	1:22.699	41.144	2:03.843 (2)	86.30	2.362	09:57:55.826
4 -	<b>1:20.528</b>	<b>40.953</b>	<b>2:01.481 (1)</b>	<b>87.98</b>		<b>09:59:57.307</b>

P11 102 U		James FEARN		Suzuki GSXR1000 - Waiting for sponsorship		
IDEAL LAP TIME : 2:01.968		BEST LAP TIME : 2:01.968		DIFFERENCE : 0.000		
LAP	SECTOR 1	SECTOR 2	LAP TIME	MPH	DIFF	TIME OF DAY
1 -		42.318	2:15.902	78.64	13.934	09:53:46.825
2 -	1:23.647	42.696	2:06.343 (3)	84.59	4.375	09:55:53.168
3 -	1:22.128	41.187	2:03.315 (2)	86.67	1.347	09:57:56.483
4 -	<b>1:21.515</b>	<b>40.453</b>	<b>2:01.968 (1)</b>	<b>87.63</b>		<b>09:59:58.451</b>

P12 23 U		Justin ROSE		Yamaha R1 - J. Rose roofing services		
IDEAL LAP TIME : 2:04.343		BEST LAP TIME : 2:04.581		DIFFERENCE : 0.238		
LAP	SECTOR 1	SECTOR 2	LAP TIME	MPH	DIFF	TIME OF DAY
1 -		42.358	2:14.008	79.75	9.427	09:53:44.931
2 -	1:24.572	42.306	2:06.878 (3)	84.23	2.297	09:55:51.809
3 -	1:23.189	<b>41.392</b>	<b>2:04.581 (1)</b>	<b>85.79</b>		<b>09:57:56.390</b>
4 -	<b>1:22.951</b>	41.807	2:04.758 (2)	85.67	0.177	10:00:01.148

P13 17 U		Jordan KILLWORTH		Kawasaki ZX10R - BK Racing / Rabbit		
IDEAL LAP TIME : 2:04.344		BEST LAP TIME : 2:04.344		DIFFERENCE : 0.000		
LAP	SECTOR 1	SECTOR 2	LAP TIME	MPH	DIFF	TIME OF DAY
1 -		43.351	2:15.700	78.76	11.356	09:53:46.623
2 -	1:24.448	42.454	2:06.902 (3)	84.22	2.558	09:55:53.525
3 -	1:24.549	41.542	2:06.091 (2)	84.76	1.747	09:57:59.616
4 -	<b>1:22.901</b>	<b>41.443</b>	<b>2:04.344 (1)</b>	<b>85.95</b>		<b>10:00:03.960</b>

P14 117 U		Raymond STAGG		Yamaha R1 -		
IDEAL LAP TIME : 2:04.415		BEST LAP TIME : 2:05.268		DIFFERENCE : 0.853		
LAP	SECTOR 1	SECTOR 2	LAP TIME	MPH	DIFF	TIME OF DAY
1 -		43.334	2:15.503	78.87	10.235	09:53:46.426
2 -	1:23.888	43.090	2:06.978 (3)	84.17	1.710	09:55:53.404
3 -	1:23.570	<b>41.698</b>	<b>2:05.268 (1)</b>	<b>85.32</b>		<b>09:57:58.672</b>
4 -	<b>1:22.717</b>	42.692	2:05.409 (2)	85.22	0.141	10:00:04.081

# BMCRC - MRO Championships 2024 - Rnd 3 @ Snetterton 300

## BMCRC Thunderbike Ultra & Extreme

### RACE 22 - SECTOR ANALYSIS



SECTOR 1 = FL to I1, SECTOR 2 = I1 to FL, DIFF = Difference To Personal Best Lap, P = Crossed Finish Line in Pit Lane, D = Time Disallowed

P15 129 E		Derek CRIPPS		Yamaha R1 - Team FBR		
IDEAL LAP TIME : 2:05.607		BEST LAP TIME : 2:05.895		DIFFERENCE : 0.288		
LAP	SECTOR 1	SECTOR 2	LAP TIME	MPH	DIFF	TIME OF DAY
1 -		43.356	2:16.323	78.40	10.428	09:53:47.246
2 -	1:24.584	42.302	2:06.886 (3)	84.23	0.991	09:55:54.132
3 -	1:24.689	<b>41.795</b>	2:06.484 (2)	84.50	0.589	09:58:00.616
4 -	<b>1:23.812</b>	42.083	<b>2:05.895 (1)</b>	<b>84.89</b>		<b>10:00:06.511</b>

P16 96 U		Pete SCOTT		Suzuki GSXR1000K5 - South Hill MOT Centre		
IDEAL LAP TIME : 2:06.481		BEST LAP TIME : 2:06.890		DIFFERENCE : 0.409		
LAP	SECTOR 1	SECTOR 2	LAP TIME	MPH	DIFF	TIME OF DAY
1 -		42.774	2:14.893	79.23	8.003	09:53:45.816
2 -	1:24.386	42.720	2:07.106 (3)	84.08	0.216	09:55:52.922
3 -	1:24.488	<b>42.402</b>	<b>2:06.890 (1)</b>	<b>84.23</b>		<b>09:57:59.812</b>
4 -	<b>1:24.079</b>	42.901	2:06.980 (2)	84.17	0.090	10:00:06.792

P17 59 U		Andrew DENYER		Yamaha OW01 - me		
IDEAL LAP TIME : 2:05.446		BEST LAP TIME : 2:05.446		DIFFERENCE : 0.000		
LAP	SECTOR 1	SECTOR 2	LAP TIME	MPH	DIFF	TIME OF DAY
1 -		43.110	2:17.700	77.61	12.254	09:53:48.623
2 -	1:24.360	42.293	2:06.653 (2)	84.38	1.207	09:55:55.276
3 -	<b>1:23.877</b>	<b>41.569</b>	<b>2:05.446 (1)</b>	<b>85.20</b>		<b>09:58:00.722</b>
4 -	1:24.061	42.771	2:06.832 (3)	84.26	1.386	10:00:07.554

P18 4 U		Hayden KILLWORTH		Suzuki GSXR 1000 - GreenPlantUK - H11xy - Helmet City		
IDEAL LAP TIME : 2:05.539		BEST LAP TIME : 2:05.539		DIFFERENCE : 0.000		
LAP	SECTOR 1	SECTOR 2	LAP TIME	MPH	DIFF	TIME OF DAY
1 -		43.176	2:17.926	77.49	12.387	09:53:48.849
2 -	1:25.283	42.206	2:07.489 (3)	83.83	1.950	09:55:56.338
3 -	1:24.075	42.032	2:06.107 (2)	84.75	0.568	09:58:02.445
4 -	<b>1:23.660</b>	<b>41.879</b>	<b>2:05.539 (1)</b>	<b>85.13</b>		<b>10:00:07.984</b>

P19 373 U		Robert EAGLING		SUZUKI GSXR1000 -		
IDEAL LAP TIME : 2:10.219		BEST LAP TIME : 2:10.246		DIFFERENCE : 0.027		
LAP	SECTOR 1	SECTOR 2	LAP TIME	MPH	DIFF	TIME OF DAY
1 -		<b>43.342</b>	2:19.182	76.79	8.936	09:53:50.105
2 -	1:26.963	43.445	2:10.408 (2)	81.95	0.162	09:56:00.513
3 -	1:27.046	43.958	2:11.004 (3)	81.58	0.758	09:58:11.517
4 -	<b>1:26.877</b>	43.369	<b>2:10.246 (1)</b>	<b>82.06</b>		<b>10:00:21.763</b>

P20 20 U		Connor SWYER		SUZUKI GSXR 1000 K6 - WSC Performace & lleithyr farm & dac		
IDEAL LAP TIME : 2:09.599		BEST LAP TIME : 2:09.599		DIFFERENCE : 0.000		
LAP	SECTOR 1	SECTOR 2	LAP TIME	MPH	DIFF	TIME OF DAY
1 -		43.743	2:19.146	76.81	9.547	09:53:50.069
2 -	<b>1:26.352</b>	<b>43.247</b>	<b>2:09.599 (1)</b>	<b>82.47</b>		<b>09:55:59.668</b>
3 -	1:27.047	43.594	2:10.641 (2)	81.81	1.042	09:58:10.309
4 -	1:27.542	44.284	2:11.826 (3)	81.07	2.227	10:00:22.135

P21 48 E		Shaun WALLIS		Yamaha R6 - MBC Despatch Racing		
IDEAL LAP TIME : 2:10.651		BEST LAP TIME : 2:10.652		DIFFERENCE : 0.001		
LAP	SECTOR 1	SECTOR 2	LAP TIME	MPH	DIFF	TIME OF DAY
1 -		43.813	2:17.953	77.47	7.301	09:53:48.876
2 -	<b>1:27.101</b>	43.551	<b>2:10.652 (1)</b>	<b>81.80</b>		<b>09:55:59.528</b>
3 -	1:27.963	<b>43.550</b>	2:11.513 (2)	81.27	0.861	09:58:11.041
4 -	1:27.640	44.150	2:11.790 (3)	81.09	1.138	10:00:22.831

# BMCRC - MRO Championships 2024 - Rnd 3 @ Snetterton 300

## BMCRC Thunderbike Ultra & Extreme

### RACE 22 - SECTOR ANALYSIS



SECTOR 1 = FL to I1, SECTOR 2 = I1 to FL, DIFF = Difference To Personal Best Lap, P = Crossed Finish Line in Pit Lane, D = Time Disallowed

P22 65 U		Ian SOILLEUX		Honda FIREBLADE - BDRacing		
IDEAL LAP TIME : 2:14.914		BEST LAP TIME : 2:15.486		DIFFERENCE : 0.572		
LAP	SECTOR 1	SECTOR 2	LAP TIME	MPH	DIFF	TIME OF DAY
1 -		45.033	2:27.248	72.58	11.762	09:53:58.171
2 -	<b>1:30.077</b>	45.562	2:15.639 (2)	78.79	0.153	09:56:13.810
3 -	1:30.649	<b>44.837</b>	<b>2:15.486 (1)</b>	<b>78.88</b>		<b>09:58:29.296</b>
4 -	1:30.761	45.269	2:16.030 (3)	78.57	0.544	10:00:45.326

P23 90 E		Jack WOLFF		Yamaha R6 -		
IDEAL LAP TIME : 2:15.983		BEST LAP TIME : 2:16.471		DIFFERENCE : 0.488		
LAP	SECTOR 1	SECTOR 2	LAP TIME	MPH	DIFF	TIME OF DAY
1 -		<b>45.316</b>	2:22.762	74.86	6.291	09:53:53.685
2 -	1:31.910	46.403	2:18.313 (3)	77.27	1.842	09:56:11.998
3 -	<b>1:30.667</b>	45.804	<b>2:16.471 (1)</b>	<b>78.31</b>		<b>09:58:28.469</b>
4 -	1:31.009	46.131	2:17.140 (2)	77.93	0.669	10:00:45.609

P24 88 E		George PRINOS		Ducati 996 - Kappa Planning Ltd		
IDEAL LAP TIME : 2:21.122		BEST LAP TIME : 2:21.227		DIFFERENCE : 0.105		
LAP	SECTOR 1	SECTOR 2	LAP TIME	MPH	DIFF	TIME OF DAY
1 -		49.688	2:36.019	68.50	14.792	09:54:06.942
2 -	1:33.893	48.145	2:22.038 (2)	75.24	0.811	09:56:28.980
3 -	<b>1:33.244</b>	47.983	<b>2:21.227 (1)</b>	<b>75.68</b>		<b>09:58:50.207</b>
4 -	1:35.382	<b>47.878</b>	2:23.260 (3)	74.60	2.033	10:01:13.467

P25 89 E		Daryl SKINNS		Suzuki GSXR 750 - Indoor Climate Systems UK LTD		
IDEAL LAP TIME : 2:19.783		BEST LAP TIME : 2:19.783		DIFFERENCE : 0.000		
LAP	SECTOR 1	SECTOR 2	LAP TIME	MPH	DIFF	TIME OF DAY
1 -		47.382	2:38.730	67.33	18.947	09:54:09.653
2 -	1:34.814	49.442	2:24.256 (3)	74.09	4.473	09:56:33.909
3 -	1:35.611	47.338	2:22.949 (2)	74.76	3.166	09:58:56.858
4 -	<b>1:33.194</b>	<b>46.589</b>	<b>2:19.783 (1)</b>	<b>76.46</b>		<b>10:01:16.641</b>

P26 62 U		David PATERSON		Suzuki GSXR1000 - The love of a good woman / JP racing		
IDEAL LAP TIME : 2:23.741		BEST LAP TIME : 2:24.146		DIFFERENCE : 0.405		
LAP	SECTOR 1	SECTOR 2	LAP TIME	MPH	DIFF	TIME OF DAY
1 -		49.233	2:34.907	68.99	10.761	09:54:05.830
2 -	1:37.896	49.685	2:27.581 (3)	72.42	3.435	09:56:33.411
3 -	1:35.241	<b>48.905</b>	<b>2:24.146 (1)</b>	<b>74.14</b>		<b>09:58:57.557</b>
4 -	<b>1:34.836</b>	50.086	2:24.922 (2)	73.75	0.776	10:01:22.479

P27 118 E		Darren CORKETT		Suzuki GSXR 750 - Jackson & Phillips		
IDEAL LAP TIME : 2:26.267		BEST LAP TIME : 2:27.643		DIFFERENCE : 1.376		
LAP	SECTOR 1	SECTOR 2	LAP TIME	MPH	DIFF	TIME OF DAY
1 -		<b>48.096</b>	2:30.959	70.80	3.316	09:54:01.882
2 -	1:38.852	48.791	<b>2:27.643 (1)</b>	<b>72.39</b>		<b>09:56:29.525</b>
3 -	<b>1:38.171</b>	50.966	2:29.137 (2)	71.66	1.494	09:58:58.662
4 -	1:41.522	51.858	2:33.380 (3)	69.68	5.737	10:01:32.042

P28 53 U		Seamus McGLYNN		Suzuki K6 - S and D Build and Design Ltd		
IDEAL LAP TIME :		BEST LAP TIME :		DIFFERENCE :		
LAP	SECTOR 1	SECTOR 2	LAP TIME	MPH	DIFF	TIME OF DAY
1 -		<b>40.872</b>	2:07.896	83.56		09:53:38.819

# BMCRC - MRO Championships 2024 - Rnd 3 @ Snetterton 300

## BMCRC Thunderbike Ultra & Extreme

### RACE 22 - SECTOR ANALYSIS



SECTOR 1 = FL to I1, SECTOR 2 = I1 to FL, DIFF = Difference To Personal Best Lap, P = Crossed Finish Line in Pit Lane, D = Time Disallowed

<b>P29</b>	<b>37</b>	<b>E</b>	<b>Ricky WOODS</b>	Suzuki GSXR 750 - Emma Woods		
IDEAL LAP TIME :		BEST LAP TIME :		DIFFERENCE :		
LAP	SECTOR 1	SECTOR 2	LAP TIME	MPH	DIFF	TIME OF DAY
1 -		<b>46.517</b>	2:25.501	73.45		09:53:56.424

<b>P30</b>	<b>234</b>	<b>E</b>	<b>Oliver MACRAE</b>	Suzuki SRAD 750 - Gorilla Racing		
IDEAL LAP TIME :		BEST LAP TIME :		DIFFERENCE :		
LAP	SECTOR 1	SECTOR 2	LAP TIME	MPH	DIFF	TIME OF DAY
1 -			2:42.666	65.70		09:54:13.589

# BMCRC - MRO Championships 2024 - Rnd 3 @ Snetterton 300

## BMCRC Thunderbike Ultra & Extreme

### RACE 22 - BEST SECTORS

SECTOR 1			SECTOR 2			IDEAL / BEST COMPARISON						
POS	NO	NAME	TIME	NO	NAME	TIME	POS	NO	NAME	IDEAL	BEST	DIFF
									<b>PERFECT LAP</b>	<b>1:57.889</b>		
1	800	CREASEY	1:18.676	99	BUTTERWORTH	39.213	1	800	CREASEY	1:58.007	1:58.144	0.137
2	99	BUTTERWORTH	1:19.022	800	CREASEY	39.331	2	99	BUTTERWORTH	1:58.235	1:58.473	0.238
3	818	SYMON	1:20.215	818	SYMON	39.687	3	818	SYMON	1:59.902	1:59.941	0.039
4	97	MANN	1:20.528	19	DONOVAN	40.015	4	19	DONOVAN	2:00.704	2:00.704	0.000
5	54	SAUNDERS	1:20.599	102	FEARN	40.453	5	54	SAUNDERS	2:01.168	2:01.682	0.514
6	19	DONOVAN	1:20.689	54	SAUNDERS	40.569	6	97	MANN	2:01.481	2:01.481	0.000
7	102	FEARN	1:21.515	53	McGLYNN	40.872	7	102	FEARN	2:01.968	2:01.968	0.000
8	78	THOMAS	1:22.001	97	MANN	40.953	8	6	WILLIAMSON	2:03.309	2:03.309	0.000
9	6	WILLIAMSON	1:22.296	6	WILLIAMSON	41.013	9	78	THOMAS	2:03.329	2:03.484	0.155
10	85	WOOD	1:22.596	77	MAY	41.196	10	77	MAY	2:03.851	2:04.123	0.272
11	77	MAY	1:22.655	78	THOMAS	41.328	11	85	WOOD	2:04.005	2:04.042	0.037
12	117	STAGG	1:22.717	23	ROSE	41.392	12	23	ROSE	2:04.343	2:04.581	0.238
13	17	KILLWORTH	1:22.901	85	WOOD	41.409	13	17	KILLWORTH	2:04.344	2:04.344	0.000
14	23	ROSE	1:22.951	17	KILLWORTH	41.443	14	117	STAGG	2:04.415	2:05.268	0.853
15	4	KILLWORTH	1:23.660	59	DENYER	41.569	15	59	DENYER	2:05.446	2:05.446	0.000
16	129	CRIPPS	1:23.812	117	STAGG	41.698	16	4	KILLWORTH	2:05.539	2:05.539	0.000
17	59	DENYER	1:23.877	129	CRIPPS	41.795	17	129	CRIPPS	2:05.607	2:05.895	0.288
18	96	SCOTT	1:24.079	4	KILLWORTH	41.879	18	96	SCOTT	2:06.481	2:06.890	0.409
19	20	SWYER	1:26.352	96	SCOTT	42.402	19	20	SWYER	2:09.599	2:09.599	0.000
20	373	EAGLING	1:26.877	20	SWYER	43.247	20	373	EAGLING	2:10.219	2:10.246	0.027
21	48	WALLIS	1:27.101	373	EAGLING	43.342	21	48	WALLIS	2:10.651	2:10.652	0.001
22	65	SOILLEUX	1:30.077	48	WALLIS	43.550	22	65	SOILLEUX	2:14.914	2:15.486	0.572
23	90	WOLFF	1:30.667	65	SOILLEUX	44.837	23	90	WOLFF	2:15.983	2:16.471	0.488
24	89	SKINNS	1:33.194	90	WOLFF	45.316	24	89	SKINNS	2:19.783	2:19.783	0.000
25	88	PRINOS	1:33.244	37	WOODS	46.517	25	88	PRINOS	2:21.122	2:21.227	0.105
26	62	PATERSON	1:34.836	89	SKINNS	46.589	26	62	PATERSON	2:23.741	2:24.146	0.405
27	118	CORKETT	1:38.171	88	PRINOS	47.878	27	118	CORKETT	2:26.267	2:27.643	1.376
28				118	CORKETT	48.096	28	234	MACRAE			
29				62	PATERSON	48.905	29	37	WOODS			
30							30	53	McGLYNN			

# BMCRC - MRO Championships 2024 - Rnd 3 @ Snetterton 300

## BMCRC Thunderbike Ultra & Extreme

### RACE 22 - STATISTICS

**Competitors Started** 30  
**Planned Start** 2024-05-05 @ 09:36:00.000  
**Actual Start** 2024-05-05 @ 09:51:30.922  
**Finish Time** 2024-05-05 @ 09:59:33.285  
**Track Length** 2.9689mi.  
**Total Laps** 111  
**Total Distance Covered** 329.5491mi.

#### Session Fastest Lap History

NO	CL	NAME	LAP TIME	TIME OF DAY	LAP	VEHICLE
99	U	Steven BUTTERWORTH	1:58.657	09:55:36.323	2	Yamaha R1
99	U	Steven BUTTERWORTH	1:58.473	09:57:34.796	3	Yamaha R1
800	U	Morgan CREASEY	1:58.273	09:57:35.404	3	Suzuki GSXR 1000 K7
800	U	Morgan CREASEY	1:58.144	09:59:33.547	4	Suzuki GSXR 1000 K7

#### Session Leader History

NO	CL	NAME	FROM LAP	LAPS LED	DISTANCE	VEHICLE
800	U	Morgan CREASEY	1	1	2.96 miles	Suzuki GSXR 1000 K7
99	U	Steven BUTTERWORTH	2	3	8.90 miles	Yamaha R1

#### Flag History

TYPE	TIME OF DAY
GREEN	09:51:30.922
FINISH	09:59:33.285

#### Flag Statistics

TYPE	COUNT	TOTAL LAPS	TOTAL TIME
Green	1	4	10:11.013
Red	0	0	0.000
Safety Car	0	0	0.000
FCY	0	0	0.000



# BMCRC - MRO Championships 2024 - Rnd 3 @ Snetterton 300

## BMCRC Thunderbike Ultra & Extreme

### RACE 22 - STATISTICS

**CLASS : E**

10 Starters

#### Fastest Lap History

NO	NAME	LAP TIME	TIME OF DAY	LAP	VEHICLE
54	Andrew SAUNDERS	<b>2:02.070</b>	09:55:41.640	2	Suzuki GSXR 750 K1
54	Andrew SAUNDERS	<b>2:01.682</b>	09:57:43.322	3	Suzuki GSXR 750 K1

#### Leader History

NO	NAME	FROM LAP	LAPS LED	DISTANCE	VEHICLE
54	Andrew SAUNDERS	1	4	11.87 miles	Suzuki GSXR 750 K1

# BMCRC - MRO Championships 2024 - Rnd 3 @ Snetterton 300

## BMCRC Thunderbike Ultra & Extreme

### RACE 22 - STATISTICS

CLASS : U

20 Starters

#### Fastest Lap History

NO	NAME	LAP TIME	TIME OF DAY	LAP	VEHICLE
99	Steven BUTTERWORTH	1:58.657	09:55:36.323	2	Yamaha R1
99	Steven BUTTERWORTH	1:58.473	09:57:34.796	3	Yamaha R1
800	Morgan CREASEY	1:58.273	09:57:35.404	3	Suzuki GSXR 1000 K7
800	Morgan CREASEY	1:58.144	09:59:33.547	4	Suzuki GSXR 1000 K7

#### Leader History

NO	NAME	FROM LAP	LAPS LED	DISTANCE	VEHICLE
800	Morgan CREASEY	1	1	2.96 miles	Suzuki GSXR 1000 K7
99	Steven BUTTERWORTH	2	3	8.90 miles	Yamaha R1



**BMCRC - MRO Championships 2024 - Rnd 3 @ Snetterton 300**

**BMCRC Thunderbike Ultra & Extreme**

**RACE 11 - GRID (5 Laps)**

ROW 11				31	<b>888</b> Paul FAGG		
ROW 10	30	<b>234</b> Oliver MACRAE	29	<b>37</b> Ricky WOODS	28	<b>118</b> Darren CORKETT	2:27.643
ROW 9			27	<b>62</b> David PATERSON	26	<b>88</b> George PRINOS	2:24.146 2:21.227 2:19.783
ROW 8	24	<b>90</b> Jack WOLFF	23	<b>65</b> Ian SOILLEUX	22	<b>48</b> Shaun WALLIS	2:16.471 2:15.486 2:10.652
ROW 7			21	<b>373</b> Robert EAGLING	20	<b>20</b> Connor SWYER	2:10.246 2:09.599 2:06.890
ROW 6	18	<b>129</b> Derek CRIPPS	17	<b>4</b> Hayden KILLWORTH	16	<b>53</b> Seamus McGLYNN	2:05.895 2:05.539
ROW 5			15	<b>59</b> Andrew DENYER	14	<b>117</b> Raymond STAGG	2:05.446 2:05.268 2:04.581
ROW 4	12	<b>17</b> Jordan KILLWORTH	11	<b>77</b> David MAY	10	<b>85</b> Clinton WOOD	2:04.344 2:04.123 2:04.042
ROW 3			9	<b>78</b> Jamie THOMAS	8	<b>6</b> Nick WILLIAMSON	2:03.484 2:03.309 2:01.968
ROW 2	6	<b>54</b> Andrew SAUNDERS	5	<b>97</b> Alex MANN	4	<b>19</b> Tyler DONOVAN	2:01.682 2:01.481 2:00.704
ROW 1			3	<b>818</b> Alex SYMON	2	<b>99</b> Steven BUTTERWORTH	1:59.941 1:58.473 1:58.144
					1	<b>800</b> Morgan CREASEY	
							<b>Pole</b>

These results are provisional until the conclusion of any judicial and technical matters.

Snetterton 300: 2.9689 miles

Clerk Of Course:	Stewards:	Timekeeper:	<i>Craig Smith</i>	
------------------	-----------	-------------	--------------------	--

Results can be found at [www.tsl-timing.com](http://www.tsl-timing.com)

Printed - 10:07 Sunday, 05 May 2024





# BMCRC - MRO Championships 2024 - Rnd 3 @ Snetterton 300

## BMCRC Thunderbike Ultra & Extreme

### RACE 11 - CLASSIFICATION

Race Distance: 5 Laps / 14.84 miles

POS	NO	CL	PIC	NAME	ENTRY	LAPS	TIME	GAP	DIFF	MPH	BEST	ON	GRD	↑↓
1	99	U	1	Steven BUTTERWORTH	Yamaha R1 -	5	9:59.722			89.10	1:58.009	3	2	1
2	102	U	2	James FEARN	Suzuki GSXR1000 - Waiting for sponsorship	5	10:08.212	8.490	8.490	87.86	1:59.768	3	7	5
3	800	U	3	Morgan CREASEY	Suzuki GSXR 1000 K7 - Warics Ltd	5	10:08.518	8.796	0.306	87.82	1:58.415	3	1	-2
4	818	U	4	Alex SYMON	Kawasaki ZX10R - MCW	5	10:10.073	10.351	1.555	87.59	2:00.536	2	3	-1
5	19	U	5	Tyler DONOVAN	Kawasaki ZX10R - Tinder Corp	5	10:11.223	11.501	1.150	87.43	2:01.077	3	4	-1
6	97	U	6	Alex MANN	Honda CBR600RR - Michael Jones Jeweller, Esprit Group, E	5	10:26.520	26.798	15.297	85.29	2:01.769	5	5	-1
7	6	U	7	Nick WILLIAMSON	Suzuki GSXR 1000 - RBM	5	10:31.968	32.246	5.448	84.56	2:03.958	5	8	1
8	23	U	8	Justin ROSE	Yamaha R1 - J. Rose roofing services	5	10:32.429	32.707	0.461	84.50	2:04.118	5	13	5
9	85	U	9	Clinton WOOD	Suzuki GSXR1000 - CLINTON WOOD	5	10:33.070	33.348	0.641	84.41	2:04.063	5	10	1
10	77	E	1	David MAY	Suzuki GSXR 750 K1 - Orchard cooling/ team Silver Arrows	5	10:33.876	34.154	0.806	84.30	2:04.068	5	11	1
11	17	U	10	Jordan KILLWORTH	Kawasaki ZX10R - BK Racing / Rabbit	5	10:35.004	35.282	1.128	84.15	2:04.492	5	12	1
12	117	U	11	Raymond STAGG	Yamaha R1 -	5	10:36.587	36.865	1.583	83.94	2:05.120	5	14	2
13	59	U	12	Andrew DENYER	Yamaha OW01 - me	5	10:37.247	37.525	0.660	83.86	2:05.250	5	15	2
14	4	U	13	Hayden KILLWORTH	Suzuki GSXR 1000 - GreenPlantUK - H11xy - Helmet City	5	10:43.293	43.571	6.046	83.07	2:06.479	5	17	3
15	234	E	2	Oliver MACRAE	Suzuki SRAD 750 - Gorilla Racing	5	10:47.215	47.493	3.922	82.56	2:06.358	2	30	15
16	48	E	3	Shaun WALLIS	Yamaha R6 - MBC Despatch Racing	5	10:53.228	53.506	6.013	81.80	2:07.629	5	22	6
17	20	U	14	Connor SWYER	SUZUKI GSXR 1000 K6 - WSC Performace & lleithyr farm &	5	10:55.273	55.551	2.045	81.55	2:08.379	3	20	3
18	373	U	15	Robert EAGLING	SUZUKI GSXR1000 -	5	11:04.802	1:05.080	9.529	80.38	2:10.459	2	21	3
19	37	E	4	Ricky WOODS	Suzuki GSXR 750 - Emma Woods	5	12:10.735	2:11.013	1:05.933	73.13	2:22.232	2	29	10
20	88	E	5	George PRINOS	Ducati 996 - Kappa Planning Ltd	5	12:10.903	2:11.181	0.168	73.11	2:23.068	4	26	6

#### NOT CLASSIFIED

DNF	54	E		Andrew SAUNDERS	Suzuki GSXR 750 K1 - Ron G & Super Sam	2	4:08.208	3 Laps	3 Laps	86.12	2:01.086	2	6	
DNF	89	E		Daryl SKINNS	Suzuki GSXR 750 - Indoor Climate Systems UK LTD	2	4:50.946	3 Laps	42.738	73.47	2:20.650	2	25	
DNF	62	U		David PATERSON	Suzuki GSXR1000 - The love of a good woman / JP racing	2	4:58.814	3 Laps	7.868	71.53	2:26.206	2	27	
DNF	78	U		Jamie THOMAS	Suzuki GSXR 1000 - Team RubyRacing	1	2:13.574	4 Laps	1 Lap	80.01			9	

#### NOT STARTED

NS	118	E		Darren CORKETT	Suzuki GSXR 750 - Jackson & Phillips								28	
----	-----	---	--	----------------	--------------------------------------	--	--	--	--	--	--	--	----	--

#### FASTEST LAP

99	U			Steven BUTTERWORTH	Yamaha R1 -	3	1:58.009			90.57 mph			145.75 kph	
54	E			Andrew SAUNDERS	Suzuki GSXR 750 K1 - Ron G & Super Sam	2	2:01.086			88.26 mph			142.05 kph	

#### Comments:

Class U - 92.5% of Race Speed = 82.41 mph

Class E - 92.5% of Race Speed = 77.97 mph

Weather / Track : Cloudy / Dry

These results are provisional until the conclusion of any judicial and technical matters.

Date: 05/05/2024 Start: 13:54 Finish: 14:04

Snetterton 300: 2.9689 miles

Clerk Of Course:	Stewards:	Timekeeper:	<i>Craig Smith</i>	
------------------	-----------	-------------	--------------------	--

Results can be found at [www.tsl-timing.com](http://www.tsl-timing.com)

Printed - 14:07 Sunday, 05 May 2024



# BMCRC - MRO Championships 2024 - Rnd 3 @ Snetterton 300

## BMCRC Thunderbike Ultra & Extreme

### RACE 11 - LAP CHART

LAP 1 @ 13:56:19.532			LAP 2 @ 13:58:19.457			LAP 3 @ 14:00:17.466			LAP 4 @ 14:02:16.156			LAP 5 @ 14:04:14.733		
NO	BEHIND	LAP TIME	NO	BEHIND	LAP TIME	NO	BEHIND	LAP TIME	NO	BEHIND	LAP TIME	NO	BEHIND	LAP TIME
818		2:04.521	99		1:59.415	99		1:58.009	99		1:58.690	99		1:58.577
99	0.510	2:05.031	818	0.611	2:00.536	800	1.514	1:58.415	800	5.043	2:02.219	102	8.490	1:59.864
19	1.062	2:05.583	800	1.108	1:59.131	818	3.870	2:01.268	818	6.946	2:01.766	800	8.796	2:02.330
800	1.902	2:06.423	19	2.558	2:01.421	102	4.375	1:59.768	102	7.203	2:01.518	818	10.351	2:01.982
102	2.059	2:06.580	102	2.616	2:00.482	19	5.626	2:01.077	19	8.436	2:01.500	19	11.501	2:01.642
54	2.601	2:07.122	54	3.762	2:01.086	6	18.245	2:06.924	97	23.606	2:03.694	97	26.798	2:01.769
6	5.268	2:09.789	6	9.330	2:03.987	97	18.602	2:05.802	6	26.865	2:07.310	6	32.246	2:03.958
23	6.774	2:11.295	97	10.809	2:02.837	23	20.521	2:06.978	23	27.166	2:05.335	23	32.707	2:04.118
85	7.762	2:12.283	23	11.552	2:04.703	85	21.003	2:06.222	85	27.862	2:05.549	85	33.348	2:04.063
97	7.897	2:12.418	85	12.790	2:04.953	77	21.378	2:06.223	77	28.663	2:05.975	77	34.154	2:04.068
77	7.943	2:12.464	77	13.164	2:05.146	117	21.992	2:05.335	17	29.367	2:05.663	17	35.282	2:04.492
17	8.516	2:13.037	117	14.666	2:05.282	17	22.394	2:05.409	117	30.322	2:07.020	117	36.865	2:05.120
59	8.981	2:13.502	17	14.994	2:06.403	59	23.038	2:05.476	59	30.852	2:06.504	59	37.525	2:05.250
78	9.053	2:13.574	59	15.571	2:06.515	234	26.369	2:07.217	4	35.669	2:07.113	4	43.571	2:06.479
117	9.309	2:13.830	234	17.161	2:06.358	4	27.246	2:07.375	234	36.727	2:09.048	234	47.493	2:09.343
234	10.728	2:15.249	4	17.880	2:06.695	20	32.211	2:08.379	20	43.643	2:10.122	48	53.506	2:07.629
4	11.110	2:15.631	20	21.841	2:09.226	48	33.965	2:09.078	48	44.454	2:09.179	20	55.551	2:10.485
20	12.540	2:17.061	48	22.896	2:09.527	373	38.711	2:11.963	373	51.943	2:11.922	373	1:05.080	2:11.714
48	13.294	2:17.815	373	24.757	2:10.459	37	1:17.040	2:29.059	88	1:45.914	2:23.068	37	2:11.013	2:23.020
373	14.223	2:18.744	37	45.990	2:22.232	88	1:21.536	2:24.974	37	1:46.570	2:28.220	88	2:11.181	2:23.844
37	23.683	2:28.204	89	46.500	2:20.650									
89	25.775	2:30.296	62	54.368	2:26.206									
62	28.087	2:32.608	88	54.571	2:25.725									
88	28.771	2:33.292												

# BMCRC - MRO Championships 2024 - Rnd 3 @ Snetterton 300

## BMCRC Thunderbike Ultra & Extreme

### RACE 11 - POSITION CHART

No	Name	Lap Pos	Lap				
			1	2	3	4	5
800	CREASEY	1	818	99	99	99	99
99	BUTTERWORTH	2	99	818	800	800	102
818	SYMON	3	19	800	818	818	800
19	DONOVAN	4	800	19	102	102	818
97	MANN	5	102	102	19	19	19
54	SAUNDERS	6	54	54	6	97	97
102	FEARN	7	6	6	97	6	6
6	WILLIAMSON	8	23	97	23	23	23
78	THOMAS	9	85	23	85	85	85
85	WOOD	10	97	85	77	77	77
77	MAY	11	77	77	117	17	17
17	KILLWORTH	12	17	117	17	117	117
23	ROSE	13	59	17	59	59	59
117	STAGG	14	78	59	234	4	4
59	DENYER	15	117	234	4	234	234
4	KILLWORTH	16	234	4	20	20	48
20	SWYER	17	4	20	48	48	20
373	EAGLING	18	20	48	373	373	373
48	WALLIS	19	48	373	37	88	37
89	SKINNS	20	373	37	88	37	88
88	PRINOS	21	37	89			
62	PATERSON	22	89	62			
118	CORKETT	23	62	88			
37	WOODS	24	88				
234	MACRAE	25					

# BMCRC - MRO Championships 2024 - Rnd 3 @ Snetterton 300

## BMCRC Thunderbike Ultra & Extreme

### RACE 11 - SECTOR ANALYSIS



SECTOR 1 = FL to I1, SECTOR 2 = I1 to FL, DIFF = Difference To Personal Best Lap, P = Crossed Finish Line in Pit Lane, D = Time Disallowed

P1 99 U		Steven BUTTERWORTH		Yamaha R1 -		
IDEAL LAP TIME : 1:57.790		BEST LAP TIME : 1:58.009		DIFFERENCE : 0.219		
LAP	SECTOR 1	SECTOR 2	LAP TIME	MPH	DIFF	TIME OF DAY
1 -		39.411	2:05.031	85.48	7.022	13:56:20.042
2 -	1:20.142	<b>39.273</b>	1:59.415	89.50	1.406	13:58:19.457
3 -	<b>1:18.517</b>	39.492	<b>1:58.009 (1)</b>	<b>90.57</b>		<b>14:00:17.466</b>
4 -	1:19.243	39.447	1:58.690 (3)	90.05	0.681	14:02:16.156
5 -	1:19.113	39.464	1:58.577 (2)	90.13	0.568	14:04:14.733

P2 102 U		James FEARN		Suzuki GSXR1000 - Waiting for sponsorship		
IDEAL LAP TIME : 1:59.546		BEST LAP TIME : 1:59.768		DIFFERENCE : 0.222		
LAP	SECTOR 1	SECTOR 2	LAP TIME	MPH	DIFF	TIME OF DAY
1 -		40.034	2:06.580	84.43	6.812	13:56:21.591
2 -	<b>1:19.806</b>	40.676	2:00.482 (3)	88.71	0.714	13:58:22.073
3 -	1:19.880	39.888	<b>1:59.768 (1)</b>	<b>89.23</b>		<b>14:00:21.841</b>
4 -	1:21.312	40.206	2:01.518	87.95	1.750	14:02:23.359
5 -	1:20.124	<b>39.740</b>	1:59.864 (2)	89.16	0.096	14:04:23.223

P3 800 U		Morgan CREASEY		Suzuki GSXR 1000 K7 - Warics Ltd		
IDEAL LAP TIME : 1:58.415		BEST LAP TIME : 1:58.415		DIFFERENCE : 0.000		
LAP	SECTOR 1	SECTOR 2	LAP TIME	MPH	DIFF	TIME OF DAY
1 -		40.041	2:06.423	84.54	8.008	13:56:21.434
2 -	1:19.462	39.669	1:59.131 (2)	89.71	0.716	13:58:20.565
3 -	<b>1:19.001</b>	<b>39.414</b>	<b>1:58.415 (1)</b>	<b>90.25</b>		<b>14:00:18.980</b>
4 -	1:21.422	40.797	2:02.219 (3)	87.45	3.804	14:02:21.199
5 -	1:22.257	40.073	2:02.330	87.37	3.915	14:04:23.529

P4 818 U		Alex SYMON		Kawasaki ZX10R - MCW		
IDEAL LAP TIME : 2:00.049		BEST LAP TIME : 2:00.536		DIFFERENCE : 0.487		
LAP	SECTOR 1	SECTOR 2	LAP TIME	MPH	DIFF	TIME OF DAY
1 -		<b>39.559</b>	2:04.521	85.83	3.985	13:56:19.532
2 -	<b>1:20.490</b>	40.046	<b>2:00.536 (1)</b>	<b>88.67</b>		<b>13:58:20.068</b>
3 -	1:21.343	39.925	2:01.268 (2)	88.13	0.732	14:00:21.336
4 -	1:21.565	40.201	2:01.766 (3)	87.77	1.230	14:02:23.102
5 -	1:21.552	40.430	2:01.982	87.62	1.446	14:04:25.084

P5 19 U		Tyler DONOVAN		Kawasaki ZX10R - Tinder Corp		
IDEAL LAP TIME : 2:00.473		BEST LAP TIME : 2:01.077		DIFFERENCE : 0.604		
LAP	SECTOR 1	SECTOR 2	LAP TIME	MPH	DIFF	TIME OF DAY
1 -		<b>40.004</b>	2:05.583	85.10	4.506	13:56:20.594
2 -	<b>1:20.469</b>	40.952	2:01.421 (2)	88.02	0.344	13:58:22.015
3 -	1:20.832	40.245	<b>2:01.077 (1)</b>	<b>88.27</b>		<b>14:00:23.092</b>
4 -	1:21.020	40.480	2:01.500 (3)	87.96	0.423	14:02:24.592
5 -	1:21.168	40.474	2:01.642	87.86	0.565	14:04:26.234

P6 97 U		Alex MANN		Honda CBR600RR - Michael Jones Jeweller, Esprit Group, Eas		
IDEAL LAP TIME : 2:01.769		BEST LAP TIME : 2:01.769		DIFFERENCE : 0.000		
LAP	SECTOR 1	SECTOR 2	LAP TIME	MPH	DIFF	TIME OF DAY
1 -		41.692	2:12.418	80.71	10.649	13:56:27.429
2 -	1:21.515	41.322	2:02.837 (2)	87.01	1.068	13:58:30.266
3 -	1:24.600	41.202	2:05.802	84.95	4.033	14:00:36.068
4 -	1:22.698	40.996	2:03.694 (3)	86.40	1.925	14:02:39.762
5 -	<b>1:20.915</b>	<b>40.854</b>	<b>2:01.769 (1)</b>	<b>87.77</b>		<b>14:04:41.531</b>

# BMCRC - MRO Championships 2024 - Rnd 3 @ Snetterton 300

## BMCRC Thunderbike Ultra & Extreme

### RACE 11 - SECTOR ANALYSIS



SECTOR 1 = FL to I1, SECTOR 2 = I1 to FL, DIFF = Difference To Personal Best Lap, P = Crossed Finish Line in Pit Lane, D = Time Disallowed

P7		6 U		Nick WILLIAMSON		Suzuki GSXR 1000 - RBM	
IDEAL LAP TIME : 2:03.512		BEST LAP TIME : 2:03.958		DIFFERENCE : 0.446			
LAP	SECTOR 1	SECTOR 2	LAP TIME	MPH	DIFF	TIME OF DAY	
1 -		<b>41.013</b>	2:09.789	82.34	5.831	13:56:24.800	
2 -	<b>1:22.499</b>	41.488	2:03.987 (2)	86.20	0.029	13:58:28.787	
3 -	1:25.323	41.601	2:06.924 (3)	84.20	2.966	14:00:35.711	
4 -	1:25.133	42.177	2:07.310	83.95	3.352	14:02:43.021	
5 -	1:22.818	41.140	<b>2:03.958 (1)</b>	<b>86.22</b>		<b>14:04:46.979</b>	

P8		23 U		Justin ROSE		Yamaha R1 - J. Rose roofing services	
IDEAL LAP TIME : 2:03.763		BEST LAP TIME : 2:04.118		DIFFERENCE : 0.355			
LAP	SECTOR 1	SECTOR 2	LAP TIME	MPH	DIFF	TIME OF DAY	
1 -		41.974	2:11.295	81.40	7.177	13:56:26.306	
2 -	<b>1:22.855</b>	41.848	2:04.703 (2)	85.70	0.585	13:58:31.009	
3 -	1:24.987	41.991	2:06.978	84.17	2.860	14:00:37.987	
4 -	1:23.101	42.234	2:05.335 (3)	85.27	1.217	14:02:43.322	
5 -	1:23.210	<b>40.908</b>	<b>2:04.118 (1)</b>	<b>86.11</b>		<b>14:04:47.440</b>	

P9		85 U		Clinton WOOD		Suzuki GSXR1000 - CLINTON WOOD	
IDEAL LAP TIME : 2:04.063		BEST LAP TIME : 2:04.063		DIFFERENCE : 0.000			
LAP	SECTOR 1	SECTOR 2	LAP TIME	MPH	DIFF	TIME OF DAY	
1 -		42.337	2:12.283	80.79	8.220	13:56:27.294	
2 -	1:23.184	41.769	2:04.953 (2)	85.53	0.890	13:58:32.247	
3 -	1:24.062	42.160	2:06.222	84.67	2.159	14:00:38.469	
4 -	1:22.875	42.674	2:05.549 (3)	85.13	1.486	14:02:44.018	
5 -	<b>1:22.804</b>	<b>41.259</b>	<b>2:04.063 (1)</b>	<b>86.15</b>		<b>14:04:48.081</b>	

P10		77 E		David MAY		Suzuki GSXR 750 K1 - Orchard cooling/ team Silver Arrows	
IDEAL LAP TIME : 2:04.068		BEST LAP TIME : 2:04.068		DIFFERENCE : 0.000			
LAP	SECTOR 1	SECTOR 2	LAP TIME	MPH	DIFF	TIME OF DAY	
1 -		42.010	2:12.464	80.68	8.396	13:56:27.475	
2 -	1:23.689	41.457	2:05.146 (2)	85.40	1.078	13:58:32.621	
3 -	1:24.337	41.886	2:06.223	84.67	2.155	14:00:38.844	
4 -	1:23.867	42.108	2:05.975 (3)	84.84	1.907	14:02:44.819	
5 -	<b>1:22.682</b>	<b>41.386</b>	<b>2:04.068 (1)</b>	<b>86.14</b>		<b>14:04:48.887</b>	

P11		17 U		Jordan KILLWORTH		Kawasaki ZX10R - BK Racing / Rabbit	
IDEAL LAP TIME : 2:04.490		BEST LAP TIME : 2:04.492		DIFFERENCE : 0.002			
LAP	SECTOR 1	SECTOR 2	LAP TIME	MPH	DIFF	TIME OF DAY	
1 -		42.341	2:13.037	80.33	8.545	13:56:28.048	
2 -	1:24.420	41.983	2:06.403	84.55	1.911	13:58:34.451	
3 -	1:23.870	41.539	2:05.409 (2)	85.22	0.917	14:00:39.860	
4 -	1:24.374	<b>41.289</b>	2:05.663 (3)	85.05	1.171	14:02:45.523	
5 -	<b>1:23.201</b>	41.291	<b>2:04.492 (1)</b>	<b>85.85</b>		<b>14:04:50.015</b>	

P12		117 U		Raymond STAGG		Yamaha R1 -	
IDEAL LAP TIME : 2:04.471		BEST LAP TIME : 2:05.120		DIFFERENCE : 0.649			
LAP	SECTOR 1	SECTOR 2	LAP TIME	MPH	DIFF	TIME OF DAY	
1 -		42.809	2:13.830	79.86	8.710	13:56:28.841	
2 -	1:22.893	42.389	2:05.282 (2)	85.31	0.162	13:58:34.123	
3 -	1:23.650	<b>41.685</b>	2:05.335 (3)	85.27	0.215	14:00:39.458	
4 -	1:24.847	42.173	2:07.020	84.14	1.900	14:02:46.478	
5 -	<b>1:22.786</b>	42.334	<b>2:05.120 (1)</b>	<b>85.42</b>		<b>14:04:51.598</b>	



# BMCRC - MRO Championships 2024 - Rnd 3 @ Snetterton 300

## BMCRC Thunderbike Ultra & Extreme

### RACE 11 - SECTOR ANALYSIS



SECTOR 1 = FL to I1, SECTOR 2 = I1 to FL, DIFF = Difference To Personal Best Lap, P = Crossed Finish Line in Pit Lane, D = Time Disallowed

P13 59 U		Andrew DENYER		Yamaha OW01 - me		
IDEAL LAP TIME : 2:04.052		BEST LAP TIME : 2:05.250		DIFFERENCE : 1.198		
LAP	SECTOR 1	SECTOR 2	LAP TIME	MPH	DIFF	TIME OF DAY
1 -		42.647	2:13.502	80.05	8.252	13:56:28.513
2 -	1:24.492	42.023	2:06.515	84.48	1.265	13:58:35.028
3 -	1:24.187	<b>41.289</b>	2:05.476 (2)	85.18	0.226	14:00:40.504
4 -	1:24.402	42.102	2:06.504 (3)	84.48	1.254	14:02:47.008
5 -	<b>1:22.763</b>	42.487	<b>2:05.250 (1)</b>	<b>85.33</b>		<b>14:04:52.258</b>

P14 4 U		Hayden KILLWORTH		Suzuki GSXR 1000 - GreenPlantUK - H11xy - Helmet City		
IDEAL LAP TIME : 2:06.327		BEST LAP TIME : 2:06.479		DIFFERENCE : 0.152		
LAP	SECTOR 1	SECTOR 2	LAP TIME	MPH	DIFF	TIME OF DAY
1 -		42.448	2:15.631	78.80	9.152	13:56:30.642
2 -	1:24.646	<b>42.049</b>	2:06.695 (2)	84.36	0.216	13:58:37.337
3 -	1:25.168	42.207	2:07.375	83.91	0.896	14:00:44.712
4 -	1:25.019	42.094	2:07.113 (3)	84.08	0.634	14:02:51.825
5 -	<b>1:24.278</b>	42.201	<b>2:06.479 (1)</b>	<b>84.50</b>		<b>14:04:58.304</b>

P15 234 E		Oliver MACRAE		Suzuki SRAD 750 - Gorilla Racing		
IDEAL LAP TIME : 2:06.358		BEST LAP TIME : 2:06.358		DIFFERENCE : 0.000		
LAP	SECTOR 1	SECTOR 2	LAP TIME	MPH	DIFF	TIME OF DAY
1 -		42.304	2:15.249	79.02	8.891	13:56:30.260
2 -	<b>1:24.193</b>	<b>42.165</b>	<b>2:06.358 (1)</b>	<b>84.58</b>		<b>13:58:36.618</b>
3 -	1:24.752	42.465	2:07.217 (2)	84.01	0.859	14:00:43.835
4 -	1:26.275	42.773	2:09.048 (3)	82.82	2.690	14:02:52.883
5 -	1:26.381	42.962	2:09.343	82.63	2.985	14:05:02.226

P16 48 E		Shaun WALLIS		Yamaha R6 - MBC Despatch Racing		
IDEAL LAP TIME : 2:07.629		BEST LAP TIME : 2:07.629		DIFFERENCE : 0.000		
LAP	SECTOR 1	SECTOR 2	LAP TIME	MPH	DIFF	TIME OF DAY
1 -		43.257	2:17.815	77.55	10.186	13:56:32.826
2 -	1:26.005	43.522	2:09.527	82.51	1.898	13:58:42.353
3 -	1:25.623	43.455	2:09.078 (2)	82.80	1.449	14:00:51.431
4 -	1:25.912	43.267	2:09.179 (3)	82.73	1.550	14:03:00.610
5 -	<b>1:24.731</b>	<b>42.898</b>	<b>2:07.629 (1)</b>	<b>83.74</b>		<b>14:05:08.239</b>

P17 20 U		Connor SWYER		SUZUKI GSXR 1000 K6 - WSC Performace & lleithyr farm & dac		
IDEAL LAP TIME : 2:08.379		BEST LAP TIME : 2:08.379		DIFFERENCE : 0.000		
LAP	SECTOR 1	SECTOR 2	LAP TIME	MPH	DIFF	TIME OF DAY
1 -		43.410	2:17.061	77.98	8.682	13:56:32.072
2 -	1:25.692	43.534	2:09.226 (2)	82.70	0.847	13:58:41.298
3 -	<b>1:25.265</b>	<b>43.114</b>	<b>2:08.379 (1)</b>	<b>83.25</b>		<b>14:00:49.677</b>
4 -	1:26.298	43.824	2:10.122 (3)	82.13	1.743	14:02:59.799
5 -	1:26.553	43.932	2:10.485	81.91	2.106	14:05:10.284

P18 373 U		Robert EAGLING		SUZUKI GSXR1000 -		
IDEAL LAP TIME : 2:10.240		BEST LAP TIME : 2:10.459		DIFFERENCE : 0.219		
LAP	SECTOR 1	SECTOR 2	LAP TIME	MPH	DIFF	TIME OF DAY
1 -		43.437	2:18.744	77.03	8.285	13:56:33.755
2 -	<b>1:26.976</b>	43.483	<b>2:10.459 (1)</b>	<b>81.92</b>		<b>13:58:44.214</b>
3 -	1:28.699	<b>43.264</b>	2:11.963	80.99	1.504	14:00:56.177
4 -	1:28.118	43.804	2:11.922 (3)	81.01	1.463	14:03:08.099
5 -	1:27.729	43.985	2:11.714 (2)	81.14	1.255	14:05:19.813

# BMCRC - MRO Championships 2024 - Rnd 3 @ Snetterton 300

## BMCRC Thunderbike Ultra & Extreme

### RACE 11 - SECTOR ANALYSIS



SECTOR 1 = FL to I1, SECTOR 2 = I1 to FL, DIFF = Difference To Personal Best Lap, P = Crossed Finish Line in Pit Lane, D = Time Disallowed

<b>P19 37 E Ricky WOODS</b>		Suzuki GSXR 750 - Emma Woods				
IDEAL LAP TIME : 2:21.259		BEST LAP TIME : 2:22.232		DIFFERENCE : 0.973		
LAP	SECTOR 1	SECTOR 2	LAP TIME	MPH	DIFF	TIME OF DAY
1 -		<b>47.455</b>	2:28.204	72.11	5.972	13:56:43.215
2 -	<b>1:33.804</b>	48.428	<b>2:22.232 (1)</b>	<b>75.14</b>		<b>13:59:05.447</b>
3 -	1:39.488	49.571	2:29.059	71.70	6.827	14:01:34.506
4 -	1:37.868	50.352	2:28.220 (3)	72.10	5.988	14:04:02.726
5 -	1:34.379	48.641	2:23.020 (2)	74.73	0.788	14:06:25.746

<b>P20 88 E George PRINOS</b>		Ducati 996 - Kappa Planning Ltd				
IDEAL LAP TIME : 2:22.714		BEST LAP TIME : 2:23.068		DIFFERENCE : 0.354		
LAP	SECTOR 1	SECTOR 2	LAP TIME	MPH	DIFF	TIME OF DAY
1 -		<b>47.964</b>	2:33.292	69.72	10.224	13:56:48.303
2 -	1:36.390	49.335	2:25.725	73.34	2.657	13:59:14.028
3 -	1:36.111	48.863	2:24.974 (3)	73.72	1.906	14:01:39.002
4 -	<b>1:34.750</b>	48.318	<b>2:23.068 (1)</b>	<b>74.70</b>		<b>14:04:02.070</b>
5 -	1:35.277	48.567	2:23.844 (2)	74.30	0.776	14:06:25.914

<b>P21 54 E Andrew SAUNDERS</b>		Suzuki GSXR 750 K1 - Ron G & Super Sam				
IDEAL LAP TIME : 2:00.716		BEST LAP TIME : 2:01.086		DIFFERENCE : 0.370		
LAP	SECTOR 1	SECTOR 2	LAP TIME	MPH	DIFF	TIME OF DAY
1 -		<b>40.278</b>	2:07.122	84.07	6.036	13:56:22.133
2 -	<b>1:20.438</b>	40.648	<b>2:01.086 (1)</b>	<b>88.26</b>		<b>13:58:23.219</b>

<b>P22 89 E Daryl SKINNS</b>		Suzuki GSXR 750 - Indoor Climate Systems UK LTD				
IDEAL LAP TIME : 2:19.810		BEST LAP TIME : 2:20.650		DIFFERENCE : 0.840		
LAP	SECTOR 1	SECTOR 2	LAP TIME	MPH	DIFF	TIME OF DAY
1 -		<b>46.738</b>	2:30.296	71.11	9.646	13:56:45.307
2 -	<b>1:33.072</b>	47.578	<b>2:20.650 (1)</b>	<b>75.99</b>		<b>13:59:05.957</b>

<b>P23 62 U David PATERSON</b>		Suzuki GSXR1000 - The love of a good woman / JP racing				
IDEAL LAP TIME : 2:24.634		BEST LAP TIME : 2:26.206		DIFFERENCE : 1.572		
LAP	SECTOR 1	SECTOR 2	LAP TIME	MPH	DIFF	TIME OF DAY
1 -		<b>48.390</b>	2:32.608	70.03	6.402	13:56:47.619
2 -	<b>1:36.244</b>	49.962	<b>2:26.206 (1)</b>	<b>73.10</b>		<b>13:59:13.825</b>

<b>P24 78 U Jamie THOMAS</b>		Suzuki GSXR 1000 - Team RubyRacing				
IDEAL LAP TIME : 2:04.808		BEST LAP TIME :		DIFFERENCE :		
LAP	SECTOR 1	SECTOR 2	LAP TIME	MPH	DIFF	TIME OF DAY
1 -		<b>41.970</b>	2:13.574	80.01		13:56:28.585

# BMCRC - MRO Championships 2024 - Rnd 3 @ Snetterton 300

## BMCRC Thunderbike Ultra & Extreme

### RACE 11 - BEST SECTORS

SECTOR 1			SECTOR 2			IDEAL / BEST COMPARISON						
POS	NO	NAME	TIME	NO	NAME	TIME	POS	NO	NAME	IDEAL	BEST	DIFF
									<b>PERFECT LAP</b>	<b>1:57.790</b>		
1	99	BUTTERWORTH	1:18.517	99	BUTTERWORTH	39.273	1	99	BUTTERWORTH	1:57.790	1:58.009	0.219
2	800	CREASEY	1:19.001	800	CREASEY	39.414	2	800	CREASEY	1:58.415	1:58.415	0.000
3	102	FEARN	1:19.806	818	SYMON	39.559	3	102	FEARN	1:59.546	1:59.768	0.222
4	54	SAUNDERS	1:20.438	102	FEARN	39.740	4	818	SYMON	2:00.049	2:00.536	0.487
5	19	DONOVAN	1:20.469	19	DONOVAN	40.004	5	19	DONOVAN	2:00.473	2:01.077	0.604
6	818	SYMON	1:20.490	54	SAUNDERS	40.278	6	54	SAUNDERS	2:00.716	2:01.086	0.370
7	97	MANN	1:20.915	97	MANN	40.854	7	97	MANN	2:01.769	2:01.769	0.000
8	6	WILLIAMSON	1:22.499	23	ROSE	40.908	8	6	WILLIAMSON	2:03.512	2:03.958	0.446
9	77	MAY	1:22.682	6	WILLIAMSON	41.013	9	23	ROSE	2:03.763	2:04.118	0.355
10	59	DENYER	1:22.763	85	WOOD	41.259	10	59	DENYER	2:04.052	2:05.250	1.198
11	117	STAGG	1:22.786	17	KILLWORTH	41.289	11	85	WOOD	2:04.063	2:04.063	0.000
12	85	WOOD	1:22.804	59	DENYER	41.289	12	77	MAY	2:04.068	2:04.068	0.000
13	78	THOMAS	1:22.838	77	MAY	41.386	13	117	STAGG	2:04.471	2:05.120	0.649
14	23	ROSE	1:22.855	117	STAGG	41.685	14	17	KILLWORTH	2:04.490	2:04.492	0.002
15	17	KILLWORTH	1:23.201	78	THOMAS	41.970	15	78	THOMAS	2:04.808		
16	234	MACRAE	1:24.193	4	KILLWORTH	42.049	16	4	KILLWORTH	2:06.327	2:06.479	0.152
17	4	KILLWORTH	1:24.278	234	MACRAE	42.165	17	234	MACRAE	2:06.358	2:06.358	0.000
18	48	WALLIS	1:24.731	48	WALLIS	42.898	18	48	WALLIS	2:07.629	2:07.629	0.000
19	20	SWYER	1:25.265	20	SWYER	43.114	19	20	SWYER	2:08.379	2:08.379	0.000
20	373	EAGLING	1:26.976	373	EAGLING	43.264	20	373	EAGLING	2:10.240	2:10.459	0.219
21	89	SKINNS	1:33.072	89	SKINNS	46.738	21	89	SKINNS	2:19.810	2:20.650	0.840
22	37	WOODS	1:33.804	37	WOODS	47.455	22	37	WOODS	2:21.259	2:22.232	0.973
23	88	PRINOS	1:34.750	88	PRINOS	47.964	23	88	PRINOS	2:22.714	2:23.068	0.354
24	62	PATERSON	1:36.244	62	PATERSON	48.390	24	62	PATERSON	2:24.634	2:26.206	1.572

# BMCRC - MRO Championships 2024 - Rnd 3 @ Snetterton 300

## BMCRC Thunderbike Ultra & Extreme

### RACE 11 - STATISTICS

**Competitors Started** 24  
**Planned Start** 2024-05-05 @ 13:30:00.000  
**Actual Start** 2024-05-05 @ 13:54:15.010  
**Finish Time** 2024-05-05 @ 14:04:14.732  
**Track Length** 2.9689mi.  
**Total Laps** 107  
**Total Distance Covered** 317.6735mi.

#### Session Fastest Lap History

NO	CL	NAME	LAP TIME	TIME OF DAY	LAP	VEHICLE
99	U	Steven BUTTERWORTH	1:59.415	13:58:19.469	2	Yamaha R1
800	U	Morgan CREASEY	1:59.131	13:58:20.571	2	Suzuki GSXR 1000 K7
99	U	Steven BUTTERWORTH	1:58.009	14:00:17.478	3	Yamaha R1

#### Session Leader History

NO	CL	NAME	FROM LAP	LAPS LED	DISTANCE	VEHICLE
818	U	Alex SYMON	1	1	2.96 miles	Kawasaki ZX10R
99	U	Steven BUTTERWORTH	2	4	11.87 miles	Yamaha R1

#### Flag History

TYPE	TIME OF DAY
GREEN	13:54:15.010
FINISH	14:04:14.732

#### Flag Statistics

TYPE	COUNT	TOTAL LAPS	TOTAL TIME
Green	1	5	12:15.800
Red	0	0	0.000
Safety Car	0	0	0.000
FCY	0	0	0.000

# BMCRC - MRO Championships 2024 - Rnd 3 @ Snetterton 300

## BMCRC Thunderbike Ultra & Extreme

### RACE 11 - STATISTICS

**CLASS : E**

7 Starters

#### Fastest Lap History

NO	NAME	LAP TIME	TIME OF DAY	LAP	VEHICLE
54	Andrew SAUNDERS	2:01.086	13:58:23.224	2	Suzuki GSXR 750 K1

#### Leader History

NO	NAME	FROM LAP	LAPS LED	DISTANCE	VEHICLE
54	Andrew SAUNDERS	1	2	5.93 miles	Suzuki GSXR 750 K1
77	David MAY	3	3	8.90 miles	Suzuki GSXR 750 K1

# BMCRC - MRO Championships 2024 - Rnd 3 @ Snetterton 300

## BMCRC Thunderbike Ultra & Extreme

### RACE 11 - STATISTICS

CLASS : U

17 Starters

#### Fastest Lap History

NO	NAME	LAP TIME	TIME OF DAY	LAP	VEHICLE
99	Steven BUTTERWORTH	1:59.415	13:58:19.469	2	Yamaha R1
800	Morgan CREASEY	1:59.131	13:58:20.571	2	Suzuki GSXR 1000 K7
99	Steven BUTTERWORTH	1:58.009	14:00:17.478	3	Yamaha R1

#### Leader History

NO	NAME	FROM LAP	LAPS LED	DISTANCE	VEHICLE
818	Alex SYMON	1	1	2.96 miles	Kawasaki ZX10R
99	Steven BUTTERWORTH	2	4	11.87 miles	Yamaha R1





# BMCRC - MRO Championships 2024 - Rnd 3 @ Snetterton 300

## BMCRC Thunderbike Ultra & Extreme

### RACE 22 - CLASSIFICATION - AMENDED

Race Distance: 5 Laps / 14.84 miles

POS	NO	CL	PIC	NAME	ENTRY	LAPS	TIME	GAP	DIFF	MPH	BEST	ON	GRD	↑↓
1	99	U	1	Steven BUTTERWORTH	Yamaha R1 -	5	10:00.084			89.05	1:57.766	3	1	0
2	800	U	2	Morgan CREASEY	Suzuki GSXR 1000 K7 - Warics Ltd	5	10:07.604	7.520	7.520	87.95	1:58.664	3	2	0
3	102	U	3	James FEARN	Suzuki GSXR1000 - Waiting for sponsorship	5	10:12.163	12.079	4.559	87.29	2:00.072	2	3	0
4	19	U	4	Tyler DONOVAN	Kawasaki ZX10R - Tinder Corp	5	10:15.283	15.199	3.120	86.85	2:00.733	2	5	1
5	97	U	5	Alex MANN	Honda CBR600RR - Michael Jones Jeweller, Esprit Group	5	10:15.975	15.891	0.692	86.75	2:00.796	5	7	2
6	59	U	6	Andrew DENYER	Yamaha OW01 - me	5	10:30.931	30.847	14.956	84.70	2:04.516	3	14	8
7	77	E	1	David MAY	Suzuki GSXR 750 K1 - Orchard cooling/ team Silver Arrows	5	10:31.149	31.065	0.218	84.67	2:03.847	2	10	3
8	85	U	7	Clinton WOOD	Suzuki GSXR1000 - CLINTON WOOD	5	10:32.535	32.451	1.386	84.48	2:04.357	2	9	1
9	23	U	8	Justin ROSE	Yamaha R1 - J. Rose roofing services	5	10:39.731	39.647	7.196	83.53	2:04.922	5	11	2
10	4	U	9	Hayden KILLWORTH	Suzuki GSXR 1000 - GreenPlantUK - H11xy - Helmet City	5	10:42.027	41.943	2.296	83.23	2:06.548	5	17	7
11	234	E	2	Oliver MACRAE	Suzuki SRAD 750 - Gorilla Racing	5	10:53.583	53.499	11.556	81.76	2:08.920	5	16	5
12	48	E	3	Shaun WALLIS	Yamaha R6 - MBC Despatch Racing	5	10:53.918	53.834	0.335	81.72	2:08.536	5	18	6
13	373	U	10	Robert EAGLING	SUZUKI GSXR1000 -	5	11:05.294	1:05.210	11.376	80.32	2:11.288	3	20	7
14	88	E	4	George PRINOS	Ducati 996 - Kappa Planning Ltd	5	11:55.977	1:55.893	50.683	74.63	2:21.009	4	23	9
15	89	E	5	Daryl SKINNS	Suzuki GSXR 750 - Indoor Climate Systems UK LTD	5	12:14.367	2:14.283	18.390	72.77	2:23.766	5	21	6
16	37	E	6	Ricky WOODS	Suzuki GSXR 750 - Emma Woods	4	9:51.786	1 Lap	1 Lap	72.24	2:24.940	2	22	6

#### NOT CLASSIFIED

DNF	117	U		Raymond STAGG	Yamaha R1 -	2	4:21.235	3 Laps	2 Laps	81.82	2:07.250	2	13	
DNF	20	U		Connor SWYER	SUZUKI GSXR 1000 K6 - WSC Performance & lleithyr farm &	2	4:30.604	3 Laps	9.369	78.99	2:13.784	2	19	
DNF	17	U		Jordan KILLWORTH	Kawasaki ZX10R - BK Racing / Rabbit	1	2:13.359	4 Laps	1 Lap	80.14			12	

#### FASTEST LAP

99	U			Steven BUTTERWORTH	Yamaha R1 -	3	1:57.766			90.75 mph			146.05 kph	
77	E			David MAY	Suzuki GSXR 750 K1 - Orchard cooling/ team Silver Arrows	2	2:03.847			86.30 mph			138.88 kph	

#### Comments:

Result Amended - No. 37 now included as a finisher.

Class U - 92.5% of Race Speed = 82.37 mph

Class E - 92.5% of Race Speed = 78.31 mph

Weather / Track : Cloudy / Dry

Date: 05/05/2024 Start: 17:28 Finish: 17:38

These results are provisional until the conclusion of any judicial and technical matters.

Snetterton 300: 2.9689 miles

Clerk Of Course:	Stewards:	Timekeeper:	<i>Craig Smith</i>	
------------------	-----------	-------------	--------------------	--

Results can be found at [www.tsl-timing.com](http://www.tsl-timing.com)

Printed - 09:46 Wednesday, 08 May 2024





# BMCRC - MRO Championships 2024 - Rnd 3 @ Snetterton 300

## BMCRC Thunderbike Ultra & Extreme

### RACE 22 - LAP CHART

LAP 1 @ 17:30:16.651			LAP 2 @ 17:32:16.798			LAP 3 @ 17:34:14.564			LAP 4 @ 17:36:12.532			LAP 5 @ 17:38:10.439		
NO	BEHIND	LAP TIME	NO	BEHIND	LAP TIME	NO	BEHIND	LAP TIME	NO	BEHIND	LAP TIME	NO	BEHIND	LAP TIME
800		2:06.296	99		1:59.417	99		1:57.766	99		1:57.968	99		1:57.907
99	0.730	2:07.026	800	0.021	2:00.168	800	0.919	1:58.664	800	3.090	2:00.139	800	7.520	2:02.337
19	0.817	2:07.113	19	1.403	2:00.733	19	5.710	2:02.073	102	8.795	2:00.981	102	12.079	2:01.191
102	2.038	2:08.334	102	1.963	2:00.072	102	5.782	2:01.585	19	10.412	2:02.670	19	15.199	2:02.694
85	4.418	2:10.714	97	6.193	2:01.781	97	9.890	2:01.463	97	13.002	2:01.080	97	15.891	2:00.796
97	4.559	2:10.855	85	8.628	2:04.357	85	15.869	2:05.007	59	23.887	2:05.399	59	30.847	2:04.867
59	4.907	2:11.203	77	8.957	2:03.847	77	16.218	2:05.027	77	24.149	2:05.899	77	31.065	2:04.823
77	5.257	2:11.553	59	9.706	2:04.946	59	16.456	2:04.516	85	24.513	2:06.612	85	32.451	2:05.845
17	7.063	2:13.359	23	14.635	2:07.637	23	24.219	2:07.350	23	32.632	2:06.381	23	39.647	2:04.922
23	7.145	2:13.441	117	14.792	2:07.250	4	24.354	2:07.075	4	33.302	2:06.916	4	41.943	2:06.548
117	7.689	2:13.985	4	15.045	2:07.201	234	30.718	2:09.257	234	42.486	2:09.736	234	53.499	2:08.920
4	7.991	2:14.287	234	19.227	2:10.057	48	32.554	2:08.700	48	43.205	2:08.619	48	53.834	2:08.536
234	9.317	2:15.613	48	21.620	2:10.542	373	38.234	2:11.288	373	51.726	2:11.460	373	1:05.210	2:11.391
20	10.524	2:16.820	20	24.161	2:13.784	88	1:09.094	2:21.423	88	1:32.135	2:21.009	88	1:55.893	2:21.665
48	11.225	2:17.521	373	24.712	2:12.790	37	1:18.560	2:28.832	89	1:48.424	2:25.961	89	2:14.283	2:23.766
373	12.069	2:18.365	88	45.437	2:21.844	89	1:20.431	2:24.601	37	1:49.609	2:29.017			
37	22.701	2:28.997	37	47.494	2:24.940									
88	23.740	2:30.036	89	53.596	2:25.666									
89	28.077	2:34.373												

# BMCRC - MRO Championships 2024 - Rnd 3 @ Snetterton 300

## BMCRC Thunderbike Ultra & Extreme

### RACE 22 - POSITION CHART

No	Name	Lap Pos	Lap				
			1	2	3	4	5
99	BUTTERWORTH	1	800	99	99	99	99
800	CREASEY	2	99	800	800	800	800
102	FEARN	3	19	19	19	102	102
19	DONOVAN	4	102	102	102	19	19
97	MANN	5	85	97	97	97	97
85	WOOD	6	97	85	85	59	59
77	MAY	7	59	77	77	77	77
23	ROSE	8	77	59	59	85	85
17	KILLWORTH	9	17	23	23	23	23
117	STAGG	10	23	117	4	4	4
59	DENYER	11	117	4	234	234	234
234	MACRAE	12	4	234	48	48	48
4	KILLWORTH	13	234	48	373	373	373
48	WALLIS	14	20	20	88	88	88
20	SWYER	15	48	373	37	89	89
373	EAGLING	16	373	88	89	37	
89	SKINNS	17	37	37			
37	WOODS	18	88	89			
88	PRINOS	19	89				

# BMCRC - MRO Championships 2024 - Rnd 3 @ Snetterton 300

## BMCRC Thunderbike Ultra & Extreme

### RACE 22 - SECTOR ANALYSIS



SECTOR 1 = FL to I1, SECTOR 2 = I1 to FL, DIFF = Difference To Personal Best Lap, P = Crossed Finish Line in Pit Lane, D = Time Disallowed

P1 99 U		Steven BUTTERWORTH		Yamaha R1 -		
IDEAL LAP TIME : 1:57.586		BEST LAP TIME : 1:57.766		DIFFERENCE : 0.180		
LAP	SECTOR 1	SECTOR 2	LAP TIME	MPH	DIFF	TIME OF DAY
1 -		40.314	2:07.026	84.14	9.260	17:30:17.381
2 -	1:19.408	40.009	1:59.417	89.50	1.651	17:32:16.798
3 -	<b>1:18.572</b>	39.194	<b>1:57.766 (1)</b>	<b>90.75</b>		<b>17:34:14.564</b>
4 -	1:18.666	39.302	1:57.968 (3)	90.60	0.202	17:36:12.532
5 -	1:18.893	<b>39.014</b>	1:57.907 (2)	90.64	0.141	17:38:10.439

P2 800 U		Morgan CREASEY		Suzuki GSXR 1000 K7 - Warics Ltd		
IDEAL LAP TIME : 1:58.664		BEST LAP TIME : 1:58.664		DIFFERENCE : 0.000		
LAP	SECTOR 1	SECTOR 2	LAP TIME	MPH	DIFF	TIME OF DAY
1 -		40.555	2:06.296	84.62	7.632	17:30:16.651
2 -	1:20.134	40.034	2:00.168 (3)	88.94	1.504	17:32:16.819
3 -	<b>1:19.154</b>	<b>39.510</b>	<b>1:58.664 (1)</b>	<b>90.07</b>		<b>17:34:15.483</b>
4 -	1:19.550	40.589	2:00.139 (2)	88.96	1.475	17:36:15.622
5 -	1:21.251	41.086	2:02.337	87.36	3.673	17:38:17.959

P3 102 U		James FEARN		Suzuki GSXR1000 - Waiting for sponsorship		
IDEAL LAP TIME : 2:00.072		BEST LAP TIME : 2:00.072		DIFFERENCE : 0.000		
LAP	SECTOR 1	SECTOR 2	LAP TIME	MPH	DIFF	TIME OF DAY
1 -		40.570	2:08.334	83.28	8.262	17:30:18.689
2 -	<b>1:20.067</b>	<b>40.005</b>	<b>2:00.072 (1)</b>	<b>89.01</b>		<b>17:32:18.761</b>
3 -	1:20.955	40.630	2:01.585	87.90	1.513	17:34:20.346
4 -	1:20.613	40.368	2:00.981 (2)	88.34	0.909	17:36:21.327
5 -	1:20.891	40.300	2:01.191 (3)	88.19	1.119	17:38:22.518

P4 19 U		Tyler DONOVAN		Kawasaki ZX10R - Tinder Corp		
IDEAL LAP TIME : 2:00.733		BEST LAP TIME : 2:00.733		DIFFERENCE : 0.000		
LAP	SECTOR 1	SECTOR 2	LAP TIME	MPH	DIFF	TIME OF DAY
1 -		40.688	2:07.113	84.08	6.380	17:30:17.468
2 -	<b>1:20.365</b>	<b>40.368</b>	<b>2:00.733 (1)</b>	<b>88.52</b>		<b>17:32:18.201</b>
3 -	1:21.526	40.547	2:02.073 (2)	87.55	1.340	17:34:20.274
4 -	1:21.765	40.905	2:02.670 (3)	87.12	1.937	17:36:22.944
5 -	1:21.754	40.940	2:02.694	87.11	1.961	17:38:25.638

P5 97 U		Alex MANN		Honda CBR600RR - Michael Jones Jeweller, Esprit Group, Eas		
IDEAL LAP TIME : 2:00.796		BEST LAP TIME : 2:00.796		DIFFERENCE : 0.000		
LAP	SECTOR 1	SECTOR 2	LAP TIME	MPH	DIFF	TIME OF DAY
1 -		41.358	2:10.855	81.67	10.059	17:30:21.210
2 -	1:21.385	40.396	2:01.781	87.76	0.985	17:32:22.991
3 -	1:20.949	40.514	2:01.463 (3)	87.99	0.667	17:34:24.454
4 -	1:20.577	40.503	2:01.080 (2)	88.27	0.284	17:36:25.534
5 -	<b>1:20.522</b>	<b>40.274</b>	<b>2:00.796 (1)</b>	<b>88.48</b>		<b>17:38:26.330</b>

P6 59 U		Andrew DENYER		Yamaha OW01 - me		
IDEAL LAP TIME : 2:04.007		BEST LAP TIME : 2:04.516		DIFFERENCE : 0.509		
LAP	SECTOR 1	SECTOR 2	LAP TIME	MPH	DIFF	TIME OF DAY
1 -		42.161	2:11.203	81.46	6.687	17:30:21.558
2 -	1:23.688	<b>41.258</b>	2:04.946 (3)	85.54	0.430	17:32:26.504
3 -	<b>1:22.749</b>	41.767	<b>2:04.516 (1)</b>	<b>85.83</b>		<b>17:34:31.020</b>
4 -	1:23.364	42.035	2:05.399	85.23	0.883	17:36:36.419
5 -	1:23.287	41.580	2:04.867 (2)	85.59	0.351	17:38:41.286

# BMCRC - MRO Championships 2024 - Rnd 3 @ Snetterton 300

## BMCRC Thunderbike Ultra & Extreme

### RACE 22 - SECTOR ANALYSIS



SECTOR 1 = FL to I1, SECTOR 2 = I1 to FL, DIFF = Difference To Personal Best Lap, P = Crossed Finish Line in Pit Lane, D = Time Disallowed

P7 77 E		David MAY		Suzuki GSXR 750 K1 - Orchard cooling/ team Silver Arrows		
IDEAL LAP TIME : 2:03.847		BEST LAP TIME : 2:03.847		DIFFERENCE : 0.000		
LAP	SECTOR 1	SECTOR 2	LAP TIME	MPH	DIFF	TIME OF DAY
1 -		41.819	2:11.553	81.24	7.706	17:30:21.908
2 -	<b>1:22.724</b>	<b>41.123</b>	<b>2:03.847 (1)</b>	<b>86.30</b>		<b>17:32:25.755</b>
3 -	1:23.296	41.731	2:05.027 (3)	85.48	1.180	17:34:30.782
4 -	1:23.753	42.146	2:05.899	84.89	2.052	17:36:36.681
5 -	1:23.311	41.512	2:04.823 (2)	85.62	0.976	17:38:41.504

P8 85 U		Clinton WOOD		Suzuki GSXR1000 - CLINTON WOOD		
IDEAL LAP TIME : 2:04.357		BEST LAP TIME : 2:04.357		DIFFERENCE : 0.000		
LAP	SECTOR 1	SECTOR 2	LAP TIME	MPH	DIFF	TIME OF DAY
1 -		41.919	2:10.714	81.76	6.357	17:30:21.069
2 -	<b>1:23.010</b>	<b>41.347</b>	<b>2:04.357 (1)</b>	<b>85.94</b>		<b>17:32:25.426</b>
3 -	1:23.141	41.866	2:05.007 (2)	85.49	0.650	17:34:30.433
4 -	1:24.887	41.725	2:06.612	84.41	2.255	17:36:37.045
5 -	1:23.770	42.075	2:05.845 (3)	84.93	1.488	17:38:42.890

P9 23 U		Justin ROSE		Yamaha R1 - J. Rose roofing services		
IDEAL LAP TIME : 2:04.922		BEST LAP TIME : 2:04.922		DIFFERENCE : 0.000		
LAP	SECTOR 1	SECTOR 2	LAP TIME	MPH	DIFF	TIME OF DAY
1 -		42.506	2:13.441	80.09	8.519	17:30:23.796
2 -	1:24.905	42.732	2:07.637	83.73	2.715	17:32:31.433
3 -	1:24.192	43.158	2:07.350 (3)	83.92	2.428	17:34:38.783
4 -	1:24.478	41.903	2:06.381 (2)	84.57	1.459	17:36:45.164
5 -	<b>1:23.027</b>	<b>41.895</b>	<b>2:04.922 (1)</b>	<b>85.55</b>		<b>17:38:50.086</b>

P10 4 U		Hayden KILLWORTH		Suzuki GSXR 1000 - GreenPlantUK - H11xy - Helmet City		
IDEAL LAP TIME : 2:06.131		BEST LAP TIME : 2:06.548		DIFFERENCE : 0.417		
LAP	SECTOR 1	SECTOR 2	LAP TIME	MPH	DIFF	TIME OF DAY
1 -		41.974	2:14.287	79.59	7.739	17:30:24.642
2 -	1:24.427	42.774	2:07.201	84.02	0.653	17:32:31.843
3 -	1:24.260	42.815	2:07.075 (3)	84.10	0.527	17:34:38.918
4 -	1:24.974	<b>41.942</b>	2:06.916 (2)	84.21	0.368	17:36:45.834
5 -	<b>1:24.189</b>	42.359	<b>2:06.548 (1)</b>	<b>84.45</b>		<b>17:38:52.382</b>

P11 234 E		Oliver MACRAE		Suzuki SRAD 750 - Gorilla Racing		
IDEAL LAP TIME : 2:08.643		BEST LAP TIME : 2:08.920		DIFFERENCE : 0.277		
LAP	SECTOR 1	SECTOR 2	LAP TIME	MPH	DIFF	TIME OF DAY
1 -		<b>42.531</b>	2:15.613	78.81	6.693	17:30:25.968
2 -	1:27.058	42.999	2:10.057	82.17	1.137	17:32:36.025
3 -	1:26.428	42.829	2:09.257 (2)	82.68	0.337	17:34:45.282
4 -	1:26.989	42.747	2:09.736 (3)	82.38	0.816	17:36:55.018
5 -	<b>1:26.112</b>	42.808	<b>2:08.920 (1)</b>	<b>82.90</b>		<b>17:39:03.938</b>

P12 48 E		Shaun WALLIS		Yamaha R6 - MBC Despatch Racing		
IDEAL LAP TIME : 2:08.054		BEST LAP TIME : 2:08.536		DIFFERENCE : 0.482		
LAP	SECTOR 1	SECTOR 2	LAP TIME	MPH	DIFF	TIME OF DAY
1 -		43.095	2:17.521	77.71	8.985	17:30:27.876
2 -	1:27.099	43.443	2:10.542	81.87	2.006	17:32:38.418
3 -	<b>1:25.357</b>	43.343	2:08.700 (3)	83.04	0.164	17:34:47.118
4 -	1:25.467	43.152	2:08.619 (2)	83.09	0.083	17:36:55.737
5 -	1:25.839	<b>42.697</b>	<b>2:08.536 (1)</b>	<b>83.15</b>		<b>17:39:04.273</b>

# BMCRC - MRO Championships 2024 - Rnd 3 @ Snetterton 300

## BMCRC Thunderbike Ultra & Extreme

### RACE 22 - SECTOR ANALYSIS



SECTOR 1 = FL to I1, SECTOR 2 = I1 to FL, DIFF = Difference To Personal Best Lap, P = Crossed Finish Line in Pit Lane, D = Time Disallowed

P13 373 U		Robert EAGLING		SUZUKI GSXR1000 -		
IDEAL LAP TIME : 2:10.411		BEST LAP TIME : 2:11.288		DIFFERENCE : 0.877		
LAP	SECTOR 1	SECTOR 2	LAP TIME	MPH	DIFF	TIME OF DAY
1 -		<b>43.265</b>	2:18.365	77.24	7.077	17:30:28.720
2 -	1:27.616	45.174	2:12.790	80.48	1.502	17:32:41.510
3 -	1:27.502	43.786	<b>2:11.288 (1)</b>	<b>81.40</b>		<b>17:34:52.798</b>
4 -	1:27.712	43.748	2:11.460 (3)	81.30	0.172	17:37:04.258
5 -	<b>1:27.146</b>	44.245	2:11.391 (2)	81.34	0.103	17:39:15.649

P14 88 E		George PRINOS		Ducati 996 - Kappa Planning Ltd		
IDEAL LAP TIME : 2:20.634		BEST LAP TIME : 2:21.009		DIFFERENCE : 0.375		
LAP	SECTOR 1	SECTOR 2	LAP TIME	MPH	DIFF	TIME OF DAY
1 -		47.533	2:30.036	71.23	9.027	17:30:40.391
2 -	1:34.427	47.417	2:21.844	75.35	0.835	17:33:02.235
3 -	<b>1:33.862</b>	47.561	2:21.423 (2)	75.57	0.414	17:35:23.658
4 -	1:34.237	<b>46.772</b>	<b>2:21.009 (1)</b>	<b>75.79</b>		<b>17:37:44.667</b>
5 -	1:34.470	47.195	2:21.665 (3)	75.44	0.656	17:40:06.332

P15 89 E		Daryl SKINNS		Suzuki GSXR 750 - Indoor Climate Systems UK LTD		
IDEAL LAP TIME : 2:23.191		BEST LAP TIME : 2:23.766		DIFFERENCE : 0.575		
LAP	SECTOR 1	SECTOR 2	LAP TIME	MPH	DIFF	TIME OF DAY
1 -		48.575	2:34.373	69.23	10.607	17:30:44.728
2 -	1:35.869	49.797	2:25.666 (3)	73.37	1.900	17:33:10.394
3 -	1:36.201	48.400	2:24.601 (2)	73.91	0.835	17:35:34.995
4 -	1:37.611	<b>48.350</b>	2:25.961	73.22	2.195	17:38:00.956
5 -	<b>1:34.841</b>	48.925	<b>2:23.766 (1)</b>	<b>74.34</b>		<b>17:40:24.722</b>

P16 37 E		Ricky WOODS		Suzuki GSXR 750 - Emma Woods		
IDEAL LAP TIME : 2:24.395		BEST LAP TIME : 2:24.940		DIFFERENCE : 0.545		
LAP	SECTOR 1	SECTOR 2	LAP TIME	MPH	DIFF	TIME OF DAY
1 -		<b>48.038</b>	2:28.997	71.73	4.057	17:30:39.352
2 -	<b>1:36.357</b>	48.583	<b>2:24.940 (1)</b>	<b>73.74</b>		<b>17:33:04.292</b>
3 -	1:37.699	51.133	2:28.832 (2)	71.81	3.892	17:35:33.124
4 -	1:39.716	49.301	2:29.017 (3)	71.72	4.077	17:38:02.141

P17 117 U		Raymond STAGG		Yamaha R1 -		
IDEAL LAP TIME : 2:06.334		BEST LAP TIME : 2:07.250		DIFFERENCE : 0.916		
LAP	SECTOR 1	SECTOR 2	LAP TIME	MPH	DIFF	TIME OF DAY
1 -		<b>42.593</b>	2:13.985	79.77	6.735	17:30:24.340
2 -	1:24.282	42.968	<b>2:07.250 (1)</b>	<b>83.99</b>		<b>17:32:31.590</b>

P18 20 U		Connor SWYER		SUZUKI GSXR 1000 K6 - WSC Performace & lleithyr farm & dac		
IDEAL LAP TIME : 2:11.958		BEST LAP TIME : 2:13.784		DIFFERENCE : 1.826		
LAP	SECTOR 1	SECTOR 2	LAP TIME	MPH	DIFF	TIME OF DAY
1 -		<b>43.502</b>	2:16.820	78.11	3.036	17:30:27.175
2 -	<b>1:28.456</b>	45.328	<b>2:13.784 (1)</b>	<b>79.89</b>		<b>17:32:40.959</b>

P19 17 U		Jordan KILLWORTH		Kawasaki ZX10R - BK Racing / Rabbit		
IDEAL LAP TIME : 2:06.050		BEST LAP TIME :		DIFFERENCE :		
LAP	SECTOR 1	SECTOR 2	LAP TIME	MPH	DIFF	TIME OF DAY
1 -		<b>42.300</b>	2:13.359	80.14		17:30:23.714

# BMCRC - MRO Championships 2024 - Rnd 3 @ Snetterton 300

## BMCRC Thunderbike Ultra & Extreme

### RACE 22 - BEST SECTORS

SECTOR 1			SECTOR 2			IDEAL / BEST COMPARISON						
POS	NO	NAME	TIME	NO	NAME	TIME	POS	NO	NAME	IDEAL	BEST	DIFF
									<b>PERFECT LAP</b>	<b>1:57.586</b>		
1	99	BUTTERWORTH	1:18.572	99	BUTTERWORTH	39.014	1	99	BUTTERWORTH	1:57.586	1:57.766	0.180
2	800	CREASEY	1:19.154	800	CREASEY	39.510	2	800	CREASEY	1:58.664	1:58.664	0.000
3	102	FEARN	1:20.067	102	FEARN	40.005	3	102	FEARN	2:00.072	2:00.072	0.000
4	19	DONOVAN	1:20.365	97	MANN	40.274	4	19	DONOVAN	2:00.733	2:00.733	0.000
5	97	MANN	1:20.522	19	DONOVAN	40.368	5	97	MANN	2:00.796	2:00.796	0.000
6	77	MAY	1:22.724	77	MAY	41.123	6	77	MAY	2:03.847	2:03.847	0.000
7	59	DENYER	1:22.749	59	DENYER	41.258	7	59	DENYER	2:04.007	2:04.516	0.509
8	85	WOOD	1:23.010	85	WOOD	41.347	8	85	WOOD	2:04.357	2:04.357	0.000
9	23	ROSE	1:23.027	23	ROSE	41.895	9	23	ROSE	2:04.922	2:04.922	0.000
10	117	STAGG	1:23.741	4	KILLWORTH	41.942	10	17	KILLWORTH	2:06.050		
11	17	KILLWORTH	1:23.750	17	KILLWORTH	42.300	11	4	KILLWORTH	2:06.131	2:06.548	0.417
12	4	KILLWORTH	1:24.189	234	MACRAE	42.531	12	117	STAGG	2:06.334	2:07.250	0.916
13	48	WALLIS	1:25.357	117	STAGG	42.593	13	48	WALLIS	2:08.054	2:08.536	0.482
14	234	MACRAE	1:26.112	48	WALLIS	42.697	14	234	MACRAE	2:08.643	2:08.920	0.277
15	373	EAGLING	1:27.146	373	EAGLING	43.265	15	373	EAGLING	2:10.411	2:11.288	0.877
16	20	SWYER	1:28.456	20	SWYER	43.502	16	20	SWYER	2:11.958	2:13.784	1.826
17	88	PRINOS	1:33.862	88	PRINOS	46.772	17	88	PRINOS	2:20.634	2:21.009	0.375
18	89	SKINNS	1:34.841	37	WOODS	48.038	18	89	SKINNS	2:23.191	2:23.766	0.575
19	37	WOODS	1:36.357	89	SKINNS	48.350	19	37	WOODS	2:24.395	2:24.940	0.545

# BMCRC - MRO Championships 2024 - Rnd 3 @ Snetterton 300

## BMCRC Thunderbike Ultra & Extreme

### RACE 22 - STATISTICS

**Competitors Started** 19  
**Planned Start** 2024-05-05 @ 17:40:00.000  
**Actual Start** 2024-05-05 @ 17:28:10.354  
**Finish Time** 2024-05-05 @ 17:38:10.438  
**Track Length** 2.9689mi.  
**Total Laps** 84  
**Total Distance Covered** 249.3885mi.

#### Session Fastest Lap History

NO	CL	NAME	LAP TIME	TIME OF DAY	LAP	VEHICLE
99	U	Steven BUTTERWORTH	1:59.417	17:32:16.807	2	Yamaha R1
99	U	Steven BUTTERWORTH	1:57.766	17:34:14.572	3	Yamaha R1

#### Session Leader History

NO	CL	NAME	FROM LAP	LAPS LED	DISTANCE	VEHICLE
800	U	Morgan CREASEY	1	1	2.96 miles	Suzuki GSXR 1000 K7
99	U	Steven BUTTERWORTH	2	4	11.87 miles	Yamaha R1

#### Flag History

TYPE	TIME OF DAY
GREEN	17:28:10.354
FINISH	17:38:10.438

#### Flag Statistics

TYPE	COUNT	TOTAL LAPS	TOTAL TIME
Green	1	5	13:22.346
Red	0	0	0.000
Safety Car	0	0	0.000
FCY	0	0	0.000

# BMCRC - MRO Championships 2024 - Rnd 3 @ Snetterton 300

## BMCRC Thunderbike Ultra & Extreme

### RACE 22 - STATISTICS

**CLASS : E**

6 Starters

#### Fastest Lap History

NO	NAME	LAP TIME	TIME OF DAY	LAP	VEHICLE
77	David MAY	<b>2:03.847</b>	17:32:25.757	2	Suzuki GSXR 750 K1

#### Leader History

NO	NAME	FROM LAP	LAPS LED	DISTANCE	VEHICLE
77	David MAY	1	5	14.84 miles	Suzuki GSXR 750 K1



# BMCRC - MRO Championships 2024 - Rnd 3 @ Snetterton 300

## BMCRC Thunderbike Ultra & Extreme

### RACE 22 - STATISTICS

**CLASS : U**

13 Starters

#### Fastest Lap History

NO	NAME	LAP TIME	TIME OF DAY	LAP	VEHICLE
99	Steven BUTTERWORTH	1:59.417	17:32:16.807	2	Yamaha R1
99	Steven BUTTERWORTH	1:57.766	17:34:14.572	3	Yamaha R1

#### Leader History

NO	NAME	FROM LAP	LAPS LED	DISTANCE	VEHICLE
800	Morgan CREASEY	1	1	2.96 miles	Suzuki GSXR 1000 K7
99	Steven BUTTERWORTH	2	4	11.87 miles	Yamaha R1



# DFDS YAMAHA PAST MASTERS



BMCRC-MRO Championships - Round 3

Snetterton 300

4<sup>th</sup> / 5<sup>th</sup> May 2024



Timing & Results Provided by Timing Solutions Ltd

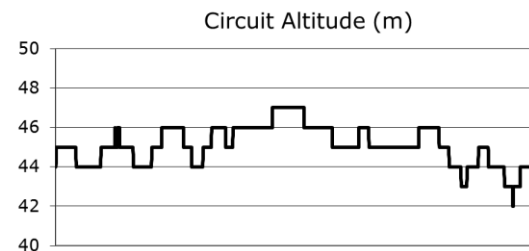
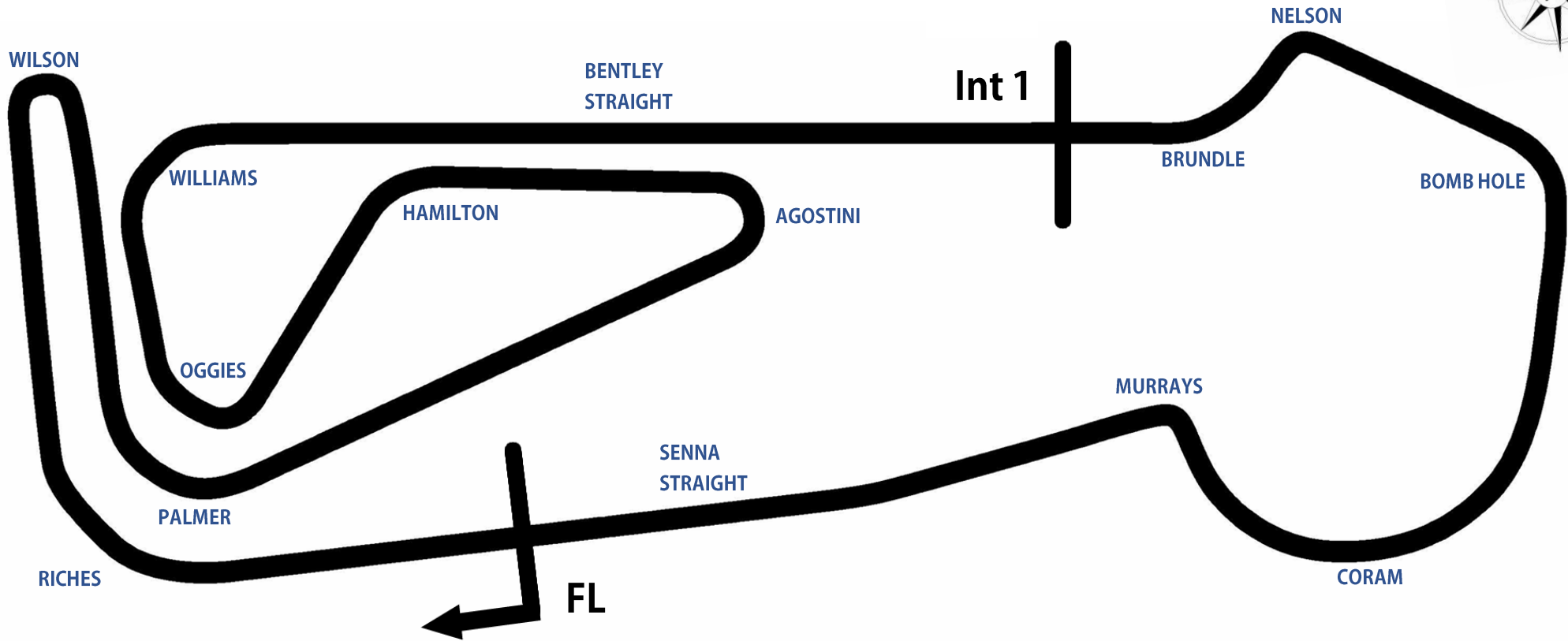
[www.tsl-timing.com](http://www.tsl-timing.com)



Snetterton

# Snetterton 300 Circuit

Norwich, Norfolk, UK



	Length	2.9689 miles   4.778 km   4778.0 m	
FL		52.46340 N	0.94476 E
Int 1	3198m	52.46617 N	0.94964 E
Pit Entry	4572m	52.46364 N	0.94774 E
Pit Exit	40m after FL	52.46338 N	0.94420 E
Pit Entry - Pit Exit	246m, 17.7S @ 50kph, 14.7s @ 60kph		

# BMCRC - MRO Championships 2024 - Rnd 3 @ Snetterton 300

## DFDS Yamaha Past Masters

### QUALIFYING - CLASSIFICATION

POS	NO	CL	PIC	NAME	ENTRY	TIME	ON	LAPS	GAP	DIFF	MPH
1	30		1	Alan COOPER	Yamaha TZR 250 - Twistgrip Motorcycles	2:22.398	4	5			75.05
2	51		2	Kevin WHOLEY	Yamaha TZR 250 - Twistgrip Motorcycles	2:26.650	4	4	4.252	4.252	72.88
3	8		3	David BALL	Yamaha TZR 250 - Gardiner Page and Roe pension co	2:28.378	2	4	5.980	1.728	72.03
4	52	C	1	Andy FLUX	Yamaha TZR 250 - Mach 1 Automotive LTD	2:31.842	4	4	9.444	3.464	70.38
5	34	R	1	Paul NIELD	Yamaha TZR 250 -	2:33.052	4	4	10.654	1.210	69.83
6	26		4	Damian LEE	Yamaha TZR 250 - Leed Autos	2:33.476	4	4	11.078	0.424	69.64
7	60	C	2	Danny GOUGH	Yamaha TZR 250 - G Force Motorcycles	2:33.613	4	4	11.215	0.137	69.57
8	73	C	3	Colvin TURNER	Yamaha TZR 250 -	2:34.942	2	4	12.544	1.329	68.98
9	28		5	Liam McCARTER	Yamaha TZR 250 - Katie McCarter	2:35.207	4	4	12.809	0.265	68.86
10	27		6	Richard HAYWARD	Yamaha TZR 250 - BC vehicle repairs/ Snap on Tools	2:35.228	4	4	12.830	0.021	68.85
11	55		7	Paul TOLAND	Yamaha TZR 250 - Kippers keys	2:36.751	4	4	14.353	1.523	68.18
12	72	C	4	John HAMILTON	Yamaha TZR 250 - LW Racing	2:36.828	4	4	14.430	0.077	68.15
13	46	C	5	Kevin MARSHALL	Yamaha TZR 250 - Stacey Processing	2:36.911	4	4	14.513	0.083	68.11
14	57		8	Geoff MOOK	Yamaha TZR 250 -	2:37.037	4	4	14.639	0.126	68.06
15	29		9	Derek CRIPPS	Yamaha TZR 250 - Team FBR	2:37.712	4	4	15.314	0.675	67.76
16	67	C	6	Mark BAILEY	Yamaha TZR 250 - Elite Air conditioning Ltd. Hydroflow	2:40.101	3	4	17.703	2.389	66.75
17	70		10	Andrew BURSCOUGH	Yamaha YPVS 350 - Mad biker designs/Martitanium	2:41.226	1	1	18.828	1.125	66.29
18	87		11	Denise BUTTON	Yamaha TZR 250 -	2:42.136	4	4	19.738	0.910	65.92
19	100	R	2	Adam NIELD	Yamaha TZR 250 - www.ypmrc.co.uk	2:43.925	3	4	21.527	1.789	65.20
20	71		12	Tess BICKERSTAFF	Yamaha TZR 250 - Len Whalin	2:45.147	4	4	22.749	1.222	64.71
21	20	R	3	Sara Sophie OSTERHOLZER	Yamaha TZR 250 -	2:48.574	4	4	26.176	3.427	63.40
22	84*	R	4	Bert ELLISON	Yamaha TZR 250 - Ma n pa prentice	2:48.728	2	2	26.330	0.154	63.34
23	77	C	7	Adam COLLINS	Yamaha TZR 250 - 2 Cows Racing	2:49.186	3	3	26.788	0.458	63.17
24	36	C	8	Phil ZANUTTO	Yamaha TZR 250 - Westend garage	2:49.338	4	4	26.940	0.152	63.11
25	42	C	9	Martin PEARSON	Yamaha TZR 250 -	2:52.450	4	4	30.052	3.112	61.97
26	4		13	Denis HALIL	Yamaha TZR 250 - D & A Autos	2:54.448	2	2	32.050	1.998	61.26
27	69	C	10	Mark ELLERAY	Yamaha TZR 250 - Abbot Solutions Ltd	2:57.407	3	3	35.009	2.959	60.24
28	65	C	11	Nigel TERRY	Yamaha TZR 250 - NTrap Garage Doors	3:04.817	3	3	42.419	7.410	57.83
29	333	C	12	Mark STUBBERFIELD	Yamaha TZR 250 - Polished concrete London			1			
30	74		14	Paul WHITBY	Yamaha TZR 250 - Greybridge Ltd			0			

#### Comments:

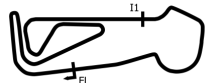
\* No. 84 - Please fit a working transponder

Weather / Track : Cloudy / Drying

Date: 04/05/2024 Start: 09:01 Finish: 09:11

These results are provisional until the conclusion of any judicial and technical matters.

Snetterton 300: 2.9689 miles

Clerk Of Course:	Stewards:	Timekeeper:	
		<i>Craig Smith</i>	

Results can be found at [www.tsl-timing.com](http://www.tsl-timing.com)

Printed - 09:14 Saturday, 04 May 2024

# BMCR - MRO Championships 2024 - Rnd 3 @ Snetterton 300

## DFDS Yamaha Past Masters

### QUALIFYING - SECTOR ANALYSIS



SECTOR 1 = FL to I1, SECTOR 2 = I1 to FL, DIFF = Difference To Personal Best Lap, P = Crossed Finish Line in Pit Lane, D = Time Disallowed

P1 30		Alan COOPER		Yamaha TZR 250 - Twistgrip Motorcycles			
IDEAL LAP TIME : 2:22.359		BEST LAP TIME : 2:22.398		DIFFERENCE : 0.039			
LAP	SECTOR 1	SECTOR 2	LAP TIME	MPH	DIFF	TIME OF DAY	
1 -	1:43.418	49.535	2:32.953	69.87	10.555	09:04:06.036	
2 -	1:36.582	48.007	2:24.589	73.92	2.191	09:06:30.625	
3 -	1:36.318	48.140	2:24.458 (3)	73.98	2.060	09:08:55.083	
4 -	<b>1:34.435</b>	47.963	<b>2:22.398 (1)</b>	<b>75.05</b>		<b>09:11:17.481</b>	
5 -	1:34.482	<b>47.924</b>	2:22.406 (2)	75.05	0.008	09:13:39.887	

P2 51		Kevin WHOLEY		Yamaha TZR 250 - Twistgrip Motorcycles			
IDEAL LAP TIME : 2:26.382		BEST LAP TIME : 2:26.650		DIFFERENCE : 0.268			
LAP	SECTOR 1	SECTOR 2	LAP TIME	MPH	DIFF	TIME OF DAY	
1 -	1:47.635	52.662	2:40.297	66.67	13.647	09:04:16.052	
2 -	1:39.922	49.468	2:29.390 (3)	71.54	2.740	09:06:45.442	
3 -	1:38.596	<b>49.305</b>	2:27.901 (2)	72.26	1.251	09:09:13.343	
4 -	<b>1:37.077</b>	49.573	<b>2:26.650 (1)</b>	<b>72.88</b>		<b>09:11:39.993</b>	

P3 8		David BALL		Yamaha TZR 250 - Gardiner Page and Roe pension consultants			
IDEAL LAP TIME : 2:27.905		BEST LAP TIME : 2:28.378		DIFFERENCE : 0.473			
LAP	SECTOR 1	SECTOR 2	LAP TIME	MPH	DIFF	TIME OF DAY	
1 -	1:44.349	49.361	2:33.710	69.53	5.332	09:04:09.718	
2 -	1:39.138	<b>49.240</b>	<b>2:28.378 (1)</b>	<b>72.03</b>		<b>09:06:38.096</b>	
3 -	<b>1:38.665</b>	50.018	2:28.683 (3)	71.88	0.305	09:09:06.779	
4 -	1:38.990	49.535	2:28.525 (2)	71.96	0.147	09:11:35.304	

P4 52 C		Andy FLUX		Yamaha TZR 250 - Mach 1 Automotive LTD			
IDEAL LAP TIME : 2:31.842		BEST LAP TIME : 2:31.842		DIFFERENCE : 0.000			
LAP	SECTOR 1	SECTOR 2	LAP TIME	MPH	DIFF	TIME OF DAY	
1 -	1:49.338	53.218	2:42.556	65.75	10.714	09:04:16.678	
2 -	1:43.058	54.057	2:37.115 (3)	68.02	5.273	09:06:53.793	
3 -	1:42.670	52.621	2:35.291 (2)	68.82	3.449	09:09:29.084	
4 -	<b>1:42.046</b>	<b>49.796</b>	<b>2:31.842 (1)</b>	<b>70.38</b>		<b>09:12:00.926</b>	

P5 34 R		Paul NIELD		Yamaha TZR 250 -			
IDEAL LAP TIME : 2:32.951		BEST LAP TIME : 2:33.052		DIFFERENCE : 0.101			
LAP	SECTOR 1	SECTOR 2	LAP TIME	MPH	DIFF	TIME OF DAY	
1 -	1:55.505	54.080	2:49.585	63.02	16.533	09:04:32.857	
2 -	1:46.871	52.037	2:38.908 (3)	67.25	5.856	09:07:11.765	
3 -	1:43.109	<b>51.229</b>	2:34.338 (2)	69.25	1.286	09:09:46.103	
4 -	<b>1:41.722</b>	51.330	<b>2:33.052 (1)</b>	<b>69.83</b>		<b>09:12:19.155</b>	

P6 26		Damian LEE		Yamaha TZR 250 - Leed Autos			
IDEAL LAP TIME : 2:33.266		BEST LAP TIME : 2:33.476		DIFFERENCE : 0.210			
LAP	SECTOR 1	SECTOR 2	LAP TIME	MPH	DIFF	TIME OF DAY	
1 -	1:54.741	54.320	2:49.061	63.22	15.585	09:04:28.279	
2 -	1:46.090	<b>52.060</b>	2:38.150 (2)	67.58	4.674	09:07:06.429	
3 -	1:44.841	53.371	2:38.212 (3)	67.55	4.736	09:09:44.641	
4 -	<b>1:41.206</b>	52.270	<b>2:33.476 (1)</b>	<b>69.64</b>		<b>09:12:18.117</b>	

P7 60 C		Danny GOUGH		Yamaha TZR 250 - G Force Motorcycles			
IDEAL LAP TIME : 2:33.613		BEST LAP TIME : 2:33.613		DIFFERENCE : 0.000			
LAP	SECTOR 1	SECTOR 2	LAP TIME	MPH	DIFF	TIME OF DAY	
1 -	1:55.868	54.535	2:50.403	62.72	16.790	09:04:26.684	
2 -	1:47.884	52.496	2:40.380 (3)	66.64	6.767	09:07:07.064	
3 -	1:44.516	52.945	2:37.461 (2)	67.87	3.848	09:09:44.525	
4 -	<b>1:41.768</b>	<b>51.845</b>	<b>2:33.613 (1)</b>	<b>69.57</b>		<b>09:12:18.138</b>	

# BMCRC - MRO Championships 2024 - Rnd 3 @ Snetterton 300

## DFDS Yamaha Past Masters

### QUALIFYING - SECTOR ANALYSIS



SECTOR 1 = FL to I1, SECTOR 2 = I1 to FL, DIFF = Difference To Personal Best Lap, P = Crossed Finish Line in Pit Lane, D = Time Disallowed

P8 73 C		Colvin TURNER		Yamaha TZR 250 -			
IDEAL LAP TIME : 2:34.236		BEST LAP TIME : 2:34.942		DIFFERENCE : 0.706			
LAP	SECTOR 1	SECTOR 2	LAP TIME	MPH	DIFF	TIME OF DAY	
1 -	1:51.731	54.778	2:46.509	64.18	11.567	09:04:18.675	
2 -	<b>1:40.803</b>	54.139	<b>2:34.942 (1)</b>	<b>68.98</b>		<b>09:06:53.617</b>	
3 -	1:43.119	53.993	2:37.112 (2)	68.02	2.170	09:09:30.729	
4 -	1:44.798	<b>53.433</b>	2:38.231 (3)	67.54	3.289	09:12:08.960	

P9 28		Liam McCARTER		Yamaha TZR 250 - Katie McCarter			
IDEAL LAP TIME : 2:34.994		BEST LAP TIME : 2:35.207		DIFFERENCE : 0.213			
LAP	SECTOR 1	SECTOR 2	LAP TIME	MPH	DIFF	TIME OF DAY	
1 -	1:58.669	59.211	2:57.880	60.08	22.673	09:04:34.849	
2 -	1:47.976	54.268	2:42.244 (3)	65.87	7.037	09:07:17.093	
3 -	1:44.210	<b>52.044</b>	2:36.254 (2)	68.40	1.047	09:09:53.347	
4 -	<b>1:42.950</b>	52.257	<b>2:35.207 (1)</b>	<b>68.86</b>		<b>09:12:28.554</b>	

P10 27		Richard HAYWARD		Yamaha TZR 250 - BC vehicle repairs/ Snap on Tools			
IDEAL LAP TIME : 2:35.228		BEST LAP TIME : 2:35.228		DIFFERENCE : 0.000			
LAP	SECTOR 1	SECTOR 2	LAP TIME	MPH	DIFF	TIME OF DAY	
1 -	1:56.510	1:02.284	2:58.794	59.77	23.566	09:04:34.665	
2 -	1:50.119	53.424	2:43.543 (3)	65.35	8.315	09:07:18.208	
3 -	1:44.440	53.503	2:37.943 (2)	67.67	2.715	09:09:56.151	
4 -	<b>1:43.004</b>	<b>52.224</b>	<b>2:35.228 (1)</b>	<b>68.85</b>		<b>09:12:31.379</b>	

P11 55		Paul TOLAND		Yamaha TZR 250 - Kippers keys			
IDEAL LAP TIME : 2:36.751		BEST LAP TIME : 2:36.751		DIFFERENCE : 0.000			
LAP	SECTOR 1	SECTOR 2	LAP TIME	MPH	DIFF	TIME OF DAY	
1 -	1:50.859	1:03.948	2:54.807	61.14	18.056	09:04:27.217	
2 -	1:53.765	54.926	2:48.691 (3)	63.35	11.940	09:07:15.908	
3 -	1:46.223	52.963	2:39.186 (2)	67.14	2.435	09:09:55.094	
4 -	<b>1:44.281</b>	<b>52.470</b>	<b>2:36.751 (1)</b>	<b>68.18</b>		<b>09:12:31.845</b>	

P12 72 C		John HAMILTON		Yamaha TZR 250 - LW Racing			
IDEAL LAP TIME : 2:36.828		BEST LAP TIME : 2:36.828		DIFFERENCE : 0.000			
LAP	SECTOR 1	SECTOR 2	LAP TIME	MPH	DIFF	TIME OF DAY	
1 -	1:56.611	59.346	2:55.957	60.74	19.129	09:04:33.956	
2 -	1:47.207	55.726	2:42.933 (3)	65.59	6.105	09:07:16.889	
3 -	1:46.560	54.163	2:40.723 (2)	66.50	3.895	09:09:57.612	
4 -	<b>1:43.919</b>	<b>52.909</b>	<b>2:36.828 (1)</b>	<b>68.15</b>		<b>09:12:34.440</b>	

P13 46 C		Kevin MARSHALL		Yamaha TZR 250 - Stacey Processing			
IDEAL LAP TIME : 2:35.592		BEST LAP TIME : 2:36.911		DIFFERENCE : 1.319			
LAP	SECTOR 1	SECTOR 2	LAP TIME	MPH	DIFF	TIME OF DAY	
1 -	1:50.392	54.098	2:44.490	64.97	7.579	09:04:14.588	
2 -	1:44.677	53.364	2:38.041 (3)	67.62	1.130	09:06:52.629	
3 -	<b>1:43.434</b>	54.095	2:37.529 (2)	67.84	0.618	09:09:30.158	
4 -	1:44.753	<b>52.158</b>	<b>2:36.911 (1)</b>	<b>68.11</b>		<b>09:12:07.069</b>	

P14 57		Geoff MOOK		Yamaha TZR 250 -			
IDEAL LAP TIME : 2:37.037		BEST LAP TIME : 2:37.037		DIFFERENCE : 0.000			
LAP	SECTOR 1	SECTOR 2	LAP TIME	MPH	DIFF	TIME OF DAY	
1 -	1:56.603	58.674	2:55.277	60.97	18.240	09:04:31.531	
2 -	1:48.696	55.650	2:44.346 (3)	65.03	7.309	09:07:15.877	
3 -	1:46.938	53.869	2:40.807 (2)	66.46	3.770	09:09:56.684	
4 -	<b>1:43.370</b>	<b>53.667</b>	<b>2:37.037 (1)</b>	<b>68.06</b>		<b>09:12:33.721</b>	

# BMCRC - MRO Championships 2024 - Rnd 3 @ Snetterton 300

## DFDS Yamaha Past Masters

### QUALIFYING - SECTOR ANALYSIS



SECTOR 1 = FL to I1, SECTOR 2 = I1 to FL, DIFF = Difference To Personal Best Lap, P = Crossed Finish Line in Pit Lane, D = Time Disallowed

P15 29		Derek CRIPPS		Yamaha TZR 250 - Team FBR			
IDEAL LAP TIME : 2:37.712		BEST LAP TIME : 2:37.712		DIFFERENCE : 0.000			
LAP	SECTOR 1	SECTOR 2	LAP TIME	MPH	DIFF	TIME OF DAY	
1 -	2:04.229	1:00.737	3:04.966	57.78	27.254	09:04:46.592	
2 -	1:49.859	56.891	2:46.750 (3)	64.09	9.038	09:07:33.342	
3 -	1:46.343	53.985	2:40.328 (2)	66.66	2.616	09:10:13.670	
4 -	<b>1:44.319</b>	<b>53.393</b>	<b>2:37.712 (1)</b>	<b>67.76</b>		<b>09:12:51.382</b>	

P16 67 C		Mark BAILEY		Yamaha TZR 250 - Elite Air conditioning Ltd. Hydroflow plumbing			
IDEAL LAP TIME : 2:39.497		BEST LAP TIME : 2:40.101		DIFFERENCE : 0.604			
LAP	SECTOR 1	SECTOR 2	LAP TIME	MPH	DIFF	TIME OF DAY	
1 -	2:00.503	58.445	2:58.948	59.72	18.847	09:04:40.801	
2 -	1:55.209	58.055	2:53.264 (3)	61.68	13.163	09:07:34.065	
3 -	1:46.178	<b>53.923</b>	<b>2:40.101 (1)</b>	<b>66.75</b>		<b>09:10:14.166</b>	
4 -	<b>1:45.574</b>	55.106	2:40.680 (2)	66.51	0.579	09:12:54.846	

P17 70		Andrew BURSCOUGH		Yamaha YPVS 350 - Mad biker designs/Martitanium			
IDEAL LAP TIME : 2:41.226		BEST LAP TIME : 2:41.226		DIFFERENCE : 0.000			
LAP	SECTOR 1	SECTOR 2	LAP TIME	MPH	DIFF	TIME OF DAY	
1 -	<b>1:47.625</b>	<b>53.601</b>	<b>2:41.226 (1)</b>	<b>66.29</b>		<b>09:04:17.319</b>	

P18 87		Denise BUTTON		Yamaha TZR 250 -			
IDEAL LAP TIME : 2:42.136		BEST LAP TIME : 2:42.136		DIFFERENCE : 0.000			
LAP	SECTOR 1	SECTOR 2	LAP TIME	MPH	DIFF	TIME OF DAY	
1 -	2:00.858	58.208	2:59.066	59.68	16.930	09:04:44.527	
2 -	1:54.132	58.004	2:52.136 (3)	62.09	10.000	09:07:36.663	
3 -	1:52.348	59.600	2:51.948 (2)	62.15	9.812	09:10:28.611	
4 -	<b>1:47.215</b>	<b>54.921</b>	<b>2:42.136 (1)</b>	<b>65.92</b>		<b>09:13:10.747</b>	

P19 100 R		Adam NIELD		Yamaha TZR 250 - www.ypmrc.co.uk			
IDEAL LAP TIME : 2:43.925		BEST LAP TIME : 2:43.925		DIFFERENCE : 0.000			
LAP	SECTOR 1	SECTOR 2	LAP TIME	MPH	DIFF	TIME OF DAY	
1 -	2:00.345	57.803	2:58.148	59.99	14.223	09:04:40.399	
2 -	1:55.950	57.476	2:53.426 (3)	61.62	9.501	09:07:33.825	
3 -	<b>1:48.758</b>	<b>55.167</b>	<b>2:43.925 (1)</b>	<b>65.20</b>		<b>09:10:17.750</b>	
4 -	1:49.054	56.223	2:45.277 (2)	64.66	1.352	09:13:03.027	

P20 71		Tess BICKERSTAFF		Yamaha TZR 250 - Len Whalin			
IDEAL LAP TIME : 2:45.147		BEST LAP TIME : 2:45.147		DIFFERENCE : 0.000			
LAP	SECTOR 1	SECTOR 2	LAP TIME	MPH	DIFF	TIME OF DAY	
1 -	2:03.232	57.829	3:01.061	59.03	15.914	09:04:43.259	
2 -	1:54.133	57.730	2:51.863 (2)	62.18	6.716	09:07:35.122	
3 -	1:55.119	58.906	2:54.025 (3)	61.41	8.878	09:10:29.147	
4 -	<b>1:49.466</b>	<b>55.681</b>	<b>2:45.147 (1)</b>	<b>64.71</b>		<b>09:13:14.294</b>	

P21 20 R		Sara Sophie OSTERHOLZER		Yamaha TZR 250 -			
IDEAL LAP TIME : 2:48.269		BEST LAP TIME : 2:48.574		DIFFERENCE : 0.305			
LAP	SECTOR 1	SECTOR 2	LAP TIME	MPH	DIFF	TIME OF DAY	
1 -	2:08.591	1:03.123	3:11.714	55.75	23.140	09:04:55.621	
2 -	2:07.378	59.375	3:06.753 (3)	57.23	18.179	09:08:02.374	
3 -	1:54.328	<b>57.697</b>	2:52.025 (2)	62.13	3.451	09:10:54.399	
4 -	<b>1:50.572</b>	58.002	<b>2:48.574 (1)</b>	<b>63.40</b>		<b>09:13:42.973</b>	

# BMCRC - MRO Championships 2024 - Rnd 3 @ Snetterton 300

## DFDS Yamaha Past Masters

### QUALIFYING - SECTOR ANALYSIS



SECTOR 1 = FL to I1, SECTOR 2 = I1 to FL, DIFF = Difference To Personal Best Lap, P = Crossed Finish Line in Pit Lane, D = Time Disallowed

P22 84 R Bert ELLISON		Yamaha TZR 250 - Ma n pa prentice				
IDEAL LAP TIME :		BEST LAP TIME : 2:48.728		DIFFERENCE :		
LAP	SECTOR 1	SECTOR 2	LAP TIME	MPH	DIFF	TIME OF DAY
1 -			2:55.385 (2)	60.94	6.657	09:09:22.464
2 -			<b>2:48.728 (1)</b>	<b>63.34</b>		<b>09:12:11.192</b>

P23 77 C Adam COLLINS		Yamaha TZR 250 - 2 Cows Racing				
IDEAL LAP TIME : 2:49.186		BEST LAP TIME : 2:49.186		DIFFERENCE : 0.000		
LAP	SECTOR 1	SECTOR 2	LAP TIME	MPH	DIFF	TIME OF DAY
1 -	2:05.776	1:02.641	3:08.417 (2)	56.72	19.231	09:04:47.981
2 -	3:08.235	59.287	4:07.522 (3)	43.18	1:18.336	09:08:55.503
3 -	<b>1:52.052</b>	<b>57.134</b>	<b>2:49.186 (1)</b>	<b>63.17</b>		<b>09:11:44.689</b>

P24 36 C Phil ZANUTTO		Yamaha TZR 250 - Westend garage				
IDEAL LAP TIME : 2:49.338		BEST LAP TIME : 2:49.338		DIFFERENCE : 0.000		
LAP	SECTOR 1	SECTOR 2	LAP TIME	MPH	DIFF	TIME OF DAY
1 -	1:59.513	58.677	2:58.190	59.98	8.852	09:04:42.733
2 -	1:56.254	57.992	2:54.246 (3)	61.33	4.908	09:07:36.979
3 -	1:54.105	58.388	2:52.493 (2)	61.96	3.155	09:10:29.472
4 -	<b>1:51.606</b>	<b>57.732</b>	<b>2:49.338 (1)</b>	<b>63.11</b>		<b>09:13:18.810</b>

P25 42 C Martin PEARSON		Yamaha TZR 250 -				
IDEAL LAP TIME : 2:51.387		BEST LAP TIME : 2:52.450		DIFFERENCE : 1.063		
LAP	SECTOR 1	SECTOR 2	LAP TIME	MPH	DIFF	TIME OF DAY
1 -	2:01.848	1:02.093	3:03.941	58.10	11.491	09:04:36.934
2 -	2:00.573	58.772	2:59.345 (3)	59.59	6.895	09:07:36.279
3 -	<b>1:53.474</b>	59.801	2:53.275 (2)	61.68	0.825	09:10:29.554
4 -	1:54.537	<b>57.913</b>	<b>2:52.450 (1)</b>	<b>61.97</b>		<b>09:13:22.004</b>

P26 4 Denis HALIL		Yamaha TZR 250 - D & A Autos				
IDEAL LAP TIME : 2:52.207		BEST LAP TIME : 2:54.448		DIFFERENCE : 2.241		
LAP	SECTOR 1	SECTOR 2	LAP TIME	MPH	DIFF	TIME OF DAY
1 -	2:01.168	<b>58.133</b>	2:59.301 (2)	59.60	4.853	09:04:39.070
2 -	1:55.773	58.675	<b>2:54.448 (1)</b>	<b>61.26</b>		<b>09:07:33.518</b>

P27 69 C Mark ELLERAY		Yamaha TZR 250 - Abbot Solutions Ltd				
IDEAL LAP TIME : 2:53.222		BEST LAP TIME : 2:57.407		DIFFERENCE : 4.185		
LAP	SECTOR 1	SECTOR 2	LAP TIME	MPH	DIFF	TIME OF DAY
1 -	2:11.475	1:03.240	3:14.715 (3)	54.89	17.308	09:04:56.478
2 -	2:05.998	<b>56.991</b>	3:02.989 (2)	58.40	5.582	09:07:59.467
3 -	1:58.657	58.750	<b>2:57.407 (1)</b>	<b>60.24</b>		<b>09:10:56.874</b>

P28 65 C Nigel TERRY		Yamaha TZR 250 - NTrap Garage Doors				
IDEAL LAP TIME : 3:04.628		BEST LAP TIME : 3:04.817		DIFFERENCE : 0.189		
LAP	SECTOR 1	SECTOR 2	LAP TIME	MPH	DIFF	TIME OF DAY
1 -	2:08.437	1:02.252	3:10.689 (3)	56.04	5.872	09:04:48.593
2 -	2:07.319	1:03.160	3:10.479 (2)	56.11	5.662	09:07:59.072
3 -	2:03.553	<b>1:01.264</b>	<b>3:04.817 (1)</b>	<b>57.83</b>		<b>09:11:03.889</b>

P29 333 C Mark STUBBERFIELD		Yamaha TZR 250 - Polished concrete London				
IDEAL LAP TIME :		BEST LAP TIME :		DIFFERENCE :		
LAP	SECTOR 1	SECTOR 2	LAP TIME	MPH	DIFF	TIME OF DAY
1 -	<b>OUTLAP</b>	<b>52.632</b>	2:38.709	67.34		09:11:38.112



# BMCRC - MRO Championships 2024 - Rnd 3 @ Snetterton 300

## DFDS Yamaha Past Masters

### QUALIFYING - BEST SECTORS

SECTOR 1				SECTOR 2			IDEAL / BEST COMPARISON					
POS	NO	NAME	TIME	NO	NAME	TIME	POS	NO	NAME	IDEAL	BEST	DIFF
									<b>PERFECT LAP</b>	<b>2:22.359</b>		
1	30	COOPER	1:34.435	30	COOPER	47.924	1	30	COOPER	2:22.359	2:22.398	0.039
2	51	WHOLEY	1:37.077	8	BALL	49.240	2	51	WHOLEY	2:26.382	2:26.650	0.268
3	8	BALL	1:38.665	51	WHOLEY	49.305	3	8	BALL	2:27.905	2:28.378	0.473
4	73	TURNER	1:40.803	52	FLUX	49.796	4	52	FLUX	2:31.842	2:31.842	0.000
5	26	LEE	1:41.206	34	NIELD	51.229	5	34	NIELD	2:32.951	2:33.052	0.101
6	34	NIELD	1:41.722	60	GOUGH	51.845	6	26	LEE	2:33.266	2:33.476	0.210
7	60	GOUGH	1:41.768	28	McCARTER	52.044	7	60	GOUGH	2:33.613	2:33.613	0.000
8	52	FLUX	1:42.046	26	LEE	52.060	8	73	TURNER	2:34.236	2:34.942	0.706
9	28	McCARTER	1:42.950	46	MARSHALL	52.158	9	28	McCARTER	2:34.994	2:35.207	0.213
10	27	HAYWARD	1:43.004	27	HAYWARD	52.224	10	27	HAYWARD	2:35.228	2:35.228	0.000
11	57	MOOK	1:43.370	55	TOLAND	52.470	11	46	MARSHALL	2:35.592	2:36.911	1.319
12	46	MARSHALL	1:43.434	333	STUBBERFIELD	52.632	12	55	TOLAND	2:36.751	2:36.751	0.000
13	72	HAMILTON	1:43.919	72	HAMILTON	52.909	13	72	HAMILTON	2:36.828	2:36.828	0.000
14	55	TOLAND	1:44.281	29	CRIPPS	53.393	14	57	MOOK	2:37.037	2:37.037	0.000
15	29	CRIPPS	1:44.319	73	TURNER	53.433	15	29	CRIPPS	2:37.712	2:37.712	0.000
16	67	BAILEY	1:45.574	70	BURSCOUGH	53.601	16	67	BAILEY	2:39.497	2:40.101	0.604
17	87	BUTTON	1:47.215	57	MOOK	53.667	17	70	BURSCOUGH	2:41.226	2:41.226	0.000
18	70	BURSCOUGH	1:47.625	67	BAILEY	53.923	18	87	BUTTON	2:42.136	2:42.136	0.000
19	100	NIELD	1:48.758	87	BUTTON	54.921	19	100	NIELD	2:43.925	2:43.925	0.000
20	71	BICKERSTAFF	1:49.466	100	NIELD	55.167	20	71	BICKERSTAFF	2:45.147	2:45.147	0.000
21	20	OSTERHOLZER	1:50.572	71	BICKERSTAFF	55.681	21	20	OSTERHOLZER	2:48.269	2:48.574	0.305
22	36	ZANUTTO	1:51.606	69	ELLERAY	56.991	22	77	COLLINS	2:49.186	2:49.186	0.000
23	77	COLLINS	1:52.052	77	COLLINS	57.134	23	36	ZANUTTO	2:49.338	2:49.338	0.000
24	42	PEARSON	1:53.474	20	OSTERHOLZER	57.697	24	42	PEARSON	2:51.387	2:52.450	1.063
25	4	HALIL	1:54.074	36	ZANUTTO	57.732	25	4	HALIL	2:52.207	2:54.448	2.241
26	69	ELLERAY	1:56.231	42	PEARSON	57.913	26	69	ELLERAY	2:53.222	2:57.407	4.185
27	65	TERRY	2:03.364	4	HALIL	58.133	27	65	TERRY	3:04.628	3:04.817	0.189
28	74	WHITBY	2:09.255	65	TERRY	1:01.264	28	84	ELLISON		2:48.728	
29							29	333	STUBBERFIELD			
30												

# BMCRC - MRO Championships 2024 - Rnd 3 @ Snetterton 300

## DFDS Yamaha Past Masters

### QUALIFYING - STATISTICS

**Competitors Started** 30  
**Planned Start** 2024-05-04 @ 09:00:00.000  
**Actual Start** 2024-05-04 @ 09:01:19.219  
**Finish Time** 2024-05-04 @ 09:11:31.489  
**Track Length** 2.9689mi.  
**Total Laps** 104  
**Total Distance Covered** 308.7668mi.

### Session Fastest Lap History

NO	CL	NAME	LAP TIME	TIME OF DAY	LAP	VEHICLE
30		Alan COOPER	<b>2:32.953</b>	09:04:06.058	1	Yamaha TZR 250
30		Alan COOPER	<b>2:24.589</b>	09:06:30.646	2	Yamaha TZR 250
30		Alan COOPER	<b>2:24.458</b>	09:08:55.105	3	Yamaha TZR 250
30		Alan COOPER	<b>2:22.398</b>	09:11:17.503	4	Yamaha TZR 250

### Flag History

TYPE	TIME OF DAY
GREEN	09:01:19.219
FINISH	09:11:31.489

### Flag Statistics

TYPE	COUNT	TOTAL LAPS	TOTAL TIME
Green	1	5	13:02.485
Red	0	0	0.000
Safety Car	0	0	0.000
FCY	0	0	0.000

# BMCRC - MRO Championships 2024 - Rnd 3 @ Snetterton 300

## DFDS Yamaha Past Masters

### QUALIFYING - STATISTICS

CLASS :

14 Starters

#### Fastest Lap History

NO	NAME	LAP TIME	TIME OF DAY	LAP	VEHICLE
30	Alan COOPER	<b>2:32.953</b>	09:04:06.058	1	Yamaha TZR 250
30	Alan COOPER	<b>2:24.589</b>	09:06:30.646	2	Yamaha TZR 250
30	Alan COOPER	<b>2:24.458</b>	09:08:55.105	3	Yamaha TZR 250
30	Alan COOPER	<b>2:22.398</b>	09:11:17.503	4	Yamaha TZR 250

# BMCRC - MRO Championships 2024 - Rnd 3 @ Snetterton 300

## DFDS Yamaha Past Masters

### QUALIFYING - STATISTICS

CLASS : C

12 Starters

#### Fastest Lap History

NO	NAME	LAP TIME	TIME OF DAY	LAP	VEHICLE
46	Kevin MARSHALL	<b>2:44.490</b>	09:04:14.610	1	Yamaha TZR 250
52	Andy FLUX	<b>2:42.556</b>	09:04:16.704	1	Yamaha TZR 250
46	Kevin MARSHALL	<b>2:38.041</b>	09:06:52.651	2	Yamaha TZR 250
73	Colvin TURNER	<b>2:34.942</b>	09:06:53.642	2	Yamaha TZR 250
52	Andy FLUX	<b>2:31.842</b>	09:12:00.953	4	Yamaha TZR 250

# BMCRC - MRO Championships 2024 - Rnd 3 @ Snetterton 300

## DFDS Yamaha Past Masters

### QUALIFYING - STATISTICS

CLASS : R

4 Starters

#### Fastest Lap History

NO	NAME	LAP TIME	TIME OF DAY	LAP	VEHICLE
34	Paul NIELD	<b>2:49.585</b>	09:04:32.867	1	Yamaha TZR 250
34	Paul NIELD	<b>2:38.908</b>	09:07:11.775	2	Yamaha TZR 250
34	Paul NIELD	<b>2:34.338</b>	09:09:46.112	3	Yamaha TZR 250
34	Paul NIELD	<b>2:33.052</b>	09:12:19.164	4	Yamaha TZR 250

# BMCRC - MRO Championships 2024 - Rnd 3 @ Snetterton 300


## DFDS Yamaha Past Masters

### RACE 1 - GRID (5 Laps)

ROW 10	30	74	Paul WHITBY	29	333	Mark STUBBERFIELD	28	65	Nigel TERRY	3:04.817
ROW 9				27	69	Mark ELLERAY	26	4	Denis HALIL	2:57.407 2:54.448 2:52.450
ROW 8				24	36	Phil ZANUTTO	23	77	Adam COLLINS	2:49.338 2:49.186 2:48.728
ROW 7				21	20	Sara Sophie OSTERHOLZER	20	71	Tess BICKERSTAFF	2:48.574 2:45.147 2:43.925
ROW 6				18	87	Denise BUTTON	17	70	Andrew BURSCOUGH	2:42.136 2:41.226 2:40.101
ROW 5				15	29	Derek CRIPPS	14	57	Geoff MOOK	2:37.712 2:37.037 2:36.911
ROW 4				12	72	John HAMILTON	11	55	Paul TOLAND	2:36.828 2:36.751 2:35.228
ROW 3				9	28	Liam McCARTER	8	73	Colvin TURNER	2:35.207 2:34.942 2:33.613
ROW 2				6	26	Damian LEE	5	34	Paul NIELD	2:33.476 2:33.052 2:31.842
ROW 1				3	8	David BALL	2	51	Kevin WHOLEY	2:28.378 2:26.650 2:22.398
							1	30	Alan COOPER	<b>Pole</b>

These results are provisional until the conclusion of any judicial and technical matters.

Snetterton 300: 2.9689 miles

Clerk Of Course:	Stewards:	Timekeeper:	<i>Craig Smith</i>	
------------------	-----------	-------------	--------------------	---

Results can be found at [www.tsl-timing.com](http://www.tsl-timing.com)

Printed - 09:16 Saturday, 04 May 2024



# BMCRC - MRO Championships 2024 - Rnd 3 @ Snetterton 300

## DFDS Yamaha Past Masters

### RACE 1 - CLASSIFICATION

Race Distance: 5 Laps / 14.84 miles



POS	NO	CL	PIC	NAME	ENTRY	LAPS	TIME	GAP	DIFF	MPH	BEST	ON	GRD	↑↓
1	51		1	Kevin WHOLEY	Yamaha TZR 250 - Twistgrip Motorcycles	5	11:02.671			80.64	2:10.703	3	2	1
2	8		2	David BALL	Yamaha TZR 250 - Gardiner Page and Roe pension consulte	5	11:13.723	11.052	11.052	79.32	2:12.569	3	3	1
3	29		3	Derek CRIPPS	Yamaha TZR 250 - Team FBR	5	11:19.511	16.840	5.788	78.64	2:13.138	5	15	12
4	26		4	Damian LEE	Yamaha TZR 250 - Leed Autos	5	11:19.798	17.127	0.287	78.61	2:12.940	5	6	2
5	57		5	Geoff MOOK	Yamaha TZR 250 -	5	11:20.993	18.322	1.195	78.47	2:13.546	5	14	9
6	28		6	Liam McCARTER	Yamaha TZR 250 - Katie McCarter	5	11:29.073	26.402	8.080	77.55	2:15.427	3	9	3
7	4		7	Denis HALIL	Yamaha TZR 250 - D & A Autos	5	11:44.669	41.998	15.596	75.83	2:17.934	3	26	19
8	70		8	Andrew BURSCOUGH	Yamaha YPVS 350 - Mad biker designs/Martitanium	5	11:45.074	42.403	0.405	75.79	2:18.706	3	17	9
9	60	C	1	Danny GOUGH	Yamaha TZR 250 - G Force Motorcycles	5	11:45.894	43.223	0.820	75.70	2:19.376	5	7	-2
10	74		9	Paul WHITBY	Yamaha TZR 250 - Greybridge Ltd	5	11:48.374	45.703	2.480	75.44	2:18.191	4	30	20
11	55		10	Paul TOLAND	Yamaha TZR 250 - Kippers keys	5	11:50.434	47.763	2.060	75.22	2:19.918	5	11	0
12	333	C	2	Mark STUBBERFIELD	Yamaha TZR 250 - Polished concrete London	5	11:50.527	47.856	0.093	75.21	2:18.780	3	29	17
13	52	C	3	Andy FLUX	Yamaha TZR 250 - Mach 1 Automotive LTD	5	11:52.656	49.985	2.129	74.98	2:20.207	3	4	-9
14	72	C	4	John HAMILTON	Yamaha TZR 250 - LW Racing	5	12:03.116	1:00.445	10.460	73.90	2:21.695	3	12	-2
15	67	C	5	Mark BAILEY	Yamaha TZR 250 - Elite Air conditioning Ltd. Hydroflow plum	5	12:09.163	1:06.492	6.047	73.29	2:22.987	3	16	1
16	73	C	6	Colvin TURNER	Yamaha TZR 250 -	5	12:09.370	1:06.699	0.207	73.26	2:23.079	4	8	-8
17	34	R	1	Paul NIELD	Yamaha TZR 250 -	5	12:20.593	1:17.922	11.223	72.15	2:25.033	2	5	-12
18	46	C	7	Kevin MARSHALL	Yamaha TZR 250 - Stacey Processing	5	12:27.175	1:24.504	6.582	71.52	2:27.211	2	13	-5
19	36	C	8	Phil ZANUTTO	Yamaha TZR 250 - Westend garage	5	12:50.731	1:48.060	23.556	69.33	2:30.548	2	24	5
20	42	C	9	Martin PEARSON	Yamaha TZR 250 -	5	12:56.021	1:53.350	5.290	68.86	2:31.930	5	25	5
21	84	R	2	Bert ELLISON	Yamaha TZR 250 - Ma n pa prentice	5	12:56.054	1:53.383	0.033	68.86	2:31.687	5	22	1
22	87		11	Denise BUTTON	Yamaha TZR 250 -	5	13:14.041	2:11.370	17.987	67.30	2:34.589	3	18	-4
23	100	R	3	Adam NIELD	Yamaha TZR 250 - www.ypmrc.co.uk	5	13:14.133	2:11.462	0.092	67.29	2:34.051	4	19	-4
24	71	C	10	Tess BICKERSTAFF	Yamaha TZR 250 - Len Whalin	5	13:14.216	2:11.545	0.083	67.28	2:34.839	4	20	-4
25	20	R	4	Sara Sophie OSTERHOLZER	Yamaha TZR 250 -	5	13:25.039	2:22.368	10.823	66.38	2:35.944	3	21	-4

#### NOT CLASSIFIED

DNF	30			Alan COOPER	Yamaha TZR 250 - Twistgrip Motorcycles	3	6:41.646	2 Laps	2 Laps	79.83	2:11.174	3	1	
DNF	65	C		Nigel TERRY	Yamaha TZR 250 - NTrap Garage Doors	2	5:32.149	3 Laps	1 Lap	64.35	2:41.729	2	28	
DNF	77	C		Adam COLLINS	Yamaha TZR 250 - 2 Cows Racing	2	5:32.190	3 Laps	0.041	64.34	2:40.658	2	23	
DNF	69	C		Mark ELLERAY	Yamaha TZR 250 - Abbot Solutions Ltd	1	2:47.360	4 Laps	1 Lap	63.86				27
DNF	27			Richard HAYWARD	Yamaha TZR 250 - BC vehicle repairs/ Snap on Tools	0								10

#### FASTEST LAP

51				Kevin WHOLEY	Yamaha TZR 250 - Twistgrip Motorcycles	3	2:10.703			81.77 mph				131.60 kph
333	C			Mark STUBBERFIELD	Yamaha TZR 250 - Polished concrete London	3	2:18.780			77.01 mph				123.94 kph
34	R			Paul NIELD	Yamaha TZR 250 -	2	2:25.033			73.69 mph				118.59 kph

#### Comments:

Class - 92.5% of Race Speed = 74.59 mph  
 Class C - 92.5% of Race Speed = 70.02 mph  
 Class R - 92.5% of Race Speed = 66.73 mph

Weather / Track : /

These results are provisional until the conclusion of any judicial and technical matters.

Date: 04/05/2024 Start: 12:05 Finish: 12:16  
 Snetterton 300: 2.9689 miles

Clerk Of Course:	Stewards:	Timekeeper:	<i>Craig Smith</i>	
------------------	-----------	-------------	--------------------	--

Results can be found at [www.tsl-timing.com](http://www.tsl-timing.com)

Printed - 12:20 Saturday, 04 May 2024



# BMCRC - MRO Championships 2024 - Rnd 3 @ Snetterton 300

## DFDS Yamaha Past Masters

### RACE 1 - LAP CHART

LAP 1 @ 12:08:04.498			LAP 2 @ 12:10:16.019			LAP 3 @ 12:12:26.722			LAP 4 @ 12:14:37.594			LAP 5 @ 12:16:48.479		
NO	BEHIND	LAP TIME	NO	BEHIND	LAP TIME	NO	BEHIND	LAP TIME	NO	BEHIND	LAP TIME	NO	BEHIND	LAP TIME
51		2:18.690	51		2:11.521	51		2:10.703	51		2:10.872	51		2:10.885
30	0.326	2:19.016	30	0.261	2:11.456	30	0.732	2:11.174	8	7.077	2:13.314	8	11.052	2:14.860
8	1.185	2:19.875	8	2.769	2:13.105	8	4.635	2:12.569	29	14.587	2:14.735	29	16.840	2:13.138
26	3.854	2:22.544	29	7.608	2:14.160	29	10.724	2:13.819	26	15.072	2:14.192	26	17.127	2:12.940
28	4.379	2:23.069	26	8.134	2:15.801	26	11.752	2:14.321	57	15.661	2:14.460	57	18.322	2:13.546
29	4.969	2:23.659	57	8.669	2:15.138	57	12.073	2:14.107	28	19.669	2:16.447	28	26.402	2:17.618
57	5.052	2:23.742	28	9.370	2:16.512	28	14.094	2:15.427	70	33.919	2:19.262	4	41.998	2:18.229
60	7.137	2:25.827	60	16.648	2:21.032	60	25.412	2:19.467	4	34.654	2:19.545	70	42.403	2:19.369
70	9.321	2:28.011	70	17.526	2:19.726	70	25.529	2:18.706	60	34.732	2:20.192	60	43.223	2:19.376
52	10.495	2:29.185	4	18.750	2:19.036	4	25.981	2:17.934	74	37.602	2:18.191	74	45.703	2:18.986
55	10.892	2:29.582	55	19.629	2:20.258	55	29.223	2:20.297	55	38.730	2:20.379	55	47.763	2:19.918
4	11.235	2:29.925	52	20.496	2:21.522	52	30.000	2:20.207	333	39.031	2:19.028	333	47.856	2:19.710
72	11.284	2:29.974	74	22.317	2:20.183	74	30.283	2:18.669	52	39.868	2:20.740	52	49.985	2:21.002
73	13.010	2:31.700	72	22.714	2:22.951	333	30.875	2:18.780	72	47.550	2:24.716	72	1:00.445	2:23.780
333	13.457	2:32.147	333	22.798	2:20.862	72	33.706	2:21.695	73	52.911	2:23.079	67	1:06.492	2:24.292
34	13.572	2:32.262	73	26.856	2:25.367	67	39.753	2:22.987	67	53.085	2:24.204	73	1:06.699	2:24.673
74	13.655	2:32.345	34	27.084	2:25.033	73	40.704	2:24.551	34	1:00.879	2:28.616	34	1:17.922	2:27.928
67	15.139	2:33.829	67	27.469	2:23.851	34	43.135	2:26.754	46	1:08.154	2:29.271	46	1:24.504	2:27.235
46	17.140	2:35.830	46	32.830	2:27.211	46	49.755	2:27.628	36	1:25.651	2:33.384	36	1:48.060	2:33.294
36	23.789	2:42.479	36	42.816	2:30.548	36	1:03.139	2:31.026	42	1:32.305	2:33.114	42	1:53.350	2:31.930
84	24.952	2:43.642	42	48.402	2:33.135	42	1:10.063	2:32.364	84	1:32.581	2:32.503	84	1:53.383	2:31.687
100	25.771	2:44.461	100	49.544	2:35.294	84	1:10.950	2:31.792	100	1:36.640	2:34.051	87	2:11.370	2:36.039
42	26.788	2:45.478	84	49.861	2:36.430	100	1:13.461	2:34.620	87	1:46.216	2:35.105	100	2:11.462	2:45.707
69	28.670	2:47.360	71	57.348	2:38.531	87	1:21.983	2:34.589	71	1:46.765	2:34.839	71	2:11.545	2:35.665
71	30.338	2:49.028	87	58.097	2:37.654	71	1:22.798	2:36.153	20	1:51.973	2:38.362	20	2:22.368	2:41.280
20	31.642	2:50.332	20	59.242	2:39.121	20	1:24.483	2:35.944						
65	31.730	2:50.420	65	1:01.938	2:41.729									
87	31.964	2:50.654	77	1:01.979	2:40.658									
77	32.842	2:51.532												



# BMCRC - MRO Championships 2024 - Rnd 3 @ Snetterton 300

## DFDS Yamaha Past Masters

### RACE 1 - POSITION CHART

No	Name	Lap Pos	Lap				
			1	2	3	4	5
30	COOPER	1	51	51	51	51	51
51	WHOLEY	2	30	30	30	8	8
8	BALL	3	8	8	8	29	29
52	FLUX	4	26	29	29	26	26
34	NIELD	5	28	26	26	57	57
26	LEE	6	29	57	57	28	28
60	GOUGH	7	57	28	28	70	4
73	TURNER	8	60	60	60	4	70
28	McCARTER	9	70	70	70	60	60
27	HAYWARD	10	52	4	4	74	74
55	TOLAND	11	55	55	55	55	55
72	HAMILTON	12	4	52	52	333	333
46	MARSHALL	13	72	74	74	52	52
57	MOOK	14	73	72	333	72	72
29	CRIPPS	15	333	333	72	73	67
67	BAILEY	16	34	73	67	67	73
70	BURSCOUGH	17	74	34	73	34	34
87	BUTTON	18	67	67	34	46	46
100	NIELD	19	46	46	46	36	36
71	BICKERSTAFF	20	36	36	36	42	42
20	OSTERHOLZER	21	84	42	42	84	84
84	ELLISON	22	100	100	84	100	87
77	COLLINS	23	42	84	100	87	100
36	ZANUTTO	24	69	71	87	71	71
42	PEARSON	25	71	87	71	20	20
4	HALIL	26	20	20	20		
69	ELLERAY	27	65	65			
65	TERRY	28	87	77			
333	STUBBERFIELD	29	77				
74	WHITBY	30					

# BMCRC - MRO Championships 2024 - Rnd 3 @ Snetterton 300

## DFDS Yamaha Past Masters

### RACE 1 - SECTOR ANALYSIS



SECTOR 1 = FL to I1, SECTOR 2 = I1 to FL, DIFF = Difference To Personal Best Lap, P = Crossed Finish Line in Pit Lane, D = Time Disallowed

P1 51		Kevin WHOLEY		Yamaha TZR 250 - Twistgrip Motorcycles			
IDEAL LAP TIME : 2:10.384		BEST LAP TIME : 2:10.703		DIFFERENCE : 0.319			
LAP	SECTOR 1	SECTOR 2	LAP TIME	MPH	DIFF	TIME OF DAY	
1 -		43.777	2:18.690	77.06	7.987	12:08:04.498	
2 -	1:27.893	43.628	2:11.521	81.26	0.818	12:10:16.019	
3 -	1:27.605	<b>43.098</b>	<b>2:10.703 (1)</b>	<b>81.77</b>		<b>12:12:26.722</b>	
4 -	<b>1:27.286</b>	43.586	2:10.872 (2)	81.66	0.169	12:14:37.594	
5 -	1:27.494	43.391	2:10.885 (3)	81.66	0.182	12:16:48.479	

P2 8		David BALL		Yamaha TZR 250 - Gardiner Page and Roe pension consultants			
IDEAL LAP TIME : 2:12.391		BEST LAP TIME : 2:12.569		DIFFERENCE : 0.178			
LAP	SECTOR 1	SECTOR 2	LAP TIME	MPH	DIFF	TIME OF DAY	
1 -		<b>43.570</b>	2:19.875	76.41	7.306	12:08:05.683	
2 -	1:29.168	43.937	2:13.105 (2)	80.29	0.536	12:10:18.788	
3 -	<b>1:28.821</b>	43.748	<b>2:12.569 (1)</b>	<b>80.62</b>		<b>12:12:31.357</b>	
4 -	1:29.084	44.230	2:13.314 (3)	80.17	0.745	12:14:44.671	
5 -	1:29.875	44.985	2:14.860	79.25	2.291	12:16:59.531	

P3 29		Derek CRIPPS		Yamaha TZR 250 - Team FBR			
IDEAL LAP TIME : 2:13.138		BEST LAP TIME : 2:13.138		DIFFERENCE : 0.000			
LAP	SECTOR 1	SECTOR 2	LAP TIME	MPH	DIFF	TIME OF DAY	
1 -		44.579	2:23.659	74.39	10.521	12:08:09.467	
2 -	1:29.945	44.215	2:14.160 (3)	79.66	1.022	12:10:23.627	
3 -	1:29.525	44.294	2:13.819 (2)	79.86	0.681	12:12:37.446	
4 -	1:30.052	44.683	2:14.735	79.32	1.597	12:14:52.181	
5 -	<b>1:29.194</b>	<b>43.944</b>	<b>2:13.138 (1)</b>	<b>80.27</b>		<b>12:17:05.319</b>	

P4 26		Damian LEE		Yamaha TZR 250 - Leed Autos			
IDEAL LAP TIME : 2:12.821		BEST LAP TIME : 2:12.940		DIFFERENCE : 0.119			
LAP	SECTOR 1	SECTOR 2	LAP TIME	MPH	DIFF	TIME OF DAY	
1 -		44.980	2:22.544	74.98	9.604	12:08:08.352	
2 -	1:31.047	44.754	2:15.801	78.70	2.861	12:10:24.153	
3 -	1:30.111	<b>44.210</b>	2:14.321 (3)	79.57	1.381	12:12:38.474	
4 -	1:29.726	44.466	2:14.192 (2)	79.64	1.252	12:14:52.666	
5 -	<b>1:28.611</b>	44.329	<b>2:12.940 (1)</b>	<b>80.39</b>		<b>12:17:05.606</b>	

P5 57		Geoff MOOK		Yamaha TZR 250 -			
IDEAL LAP TIME : 2:12.931		BEST LAP TIME : 2:13.546		DIFFERENCE : 0.615			
LAP	SECTOR 1	SECTOR 2	LAP TIME	MPH	DIFF	TIME OF DAY	
1 -		45.345	2:23.742	74.35	10.196	12:08:09.550	
2 -	1:30.373	44.765	2:15.138	79.09	1.592	12:10:24.688	
3 -	1:29.637	<b>44.470</b>	2:14.107 (2)	79.69	0.561	12:12:38.795	
4 -	1:29.811	44.649	2:14.460 (3)	79.48	0.914	12:14:53.255	
5 -	<b>1:28.461</b>	45.085	<b>2:13.546 (1)</b>	<b>80.03</b>		<b>12:17:06.801</b>	

P6 28		Liam McCARTER		Yamaha TZR 250 - Katie McCarter			
IDEAL LAP TIME : 2:15.355		BEST LAP TIME : 2:15.427		DIFFERENCE : 0.072			
LAP	SECTOR 1	SECTOR 2	LAP TIME	MPH	DIFF	TIME OF DAY	
1 -		<b>45.066</b>	2:23.069	74.70	7.642	12:08:08.877	
2 -	1:31.125	45.387	2:16.512 (3)	78.29	1.085	12:10:25.389	
3 -	<b>1:30.289</b>	45.138	<b>2:15.427 (1)</b>	<b>78.92</b>		<b>12:12:40.816</b>	
4 -	1:31.139	45.308	2:16.447 (2)	78.33	1.020	12:14:57.263	
5 -	1:31.562	46.056	2:17.618	77.66	2.191	12:17:14.881	

# BMCRC - MRO Championships 2024 - Rnd 3 @ Snetterton 300

## DFDS Yamaha Past Masters

### RACE 1 - SECTOR ANALYSIS



SECTOR 1 = FL to I1, SECTOR 2 = I1 to FL, DIFF = Difference To Personal Best Lap, P = Crossed Finish Line in Pit Lane, D = Time Disallowed

P7 4		Denis HALIL		Yamaha TZR 250 - D & A Autos		
IDEAL LAP TIME : 2:17.249		BEST LAP TIME : 2:17.934		DIFFERENCE : 0.685		
LAP	SECTOR 1	SECTOR 2	LAP TIME	MPH	DIFF	TIME OF DAY
1 -		46.245	2:29.925	71.28	11.991	12:08:15.733
2 -	1:33.262	<b>45.774</b>	2:19.036 (3)	76.87	1.102	12:10:34.769
3 -	1:32.061	45.873	<b>2:17.934 (1)</b>	<b>77.48</b>		<b>12:12:52.703</b>
4 -	1:32.945	46.600	2:19.545	76.59	1.611	12:15:12.248
5 -	<b>1:31.475</b>	46.754	2:18.229 (2)	77.32	0.295	12:17:30.477

P8 70		Andrew BURSCOUGH		Yamaha YPVS 350 - Mad biker designs/Martitanium		
IDEAL LAP TIME : 2:18.355		BEST LAP TIME : 2:18.706		DIFFERENCE : 0.351		
LAP	SECTOR 1	SECTOR 2	LAP TIME	MPH	DIFF	TIME OF DAY
1 -		46.888	2:28.011	72.21	9.305	12:08:13.819
2 -	1:32.888	46.838	2:19.726	76.49	1.020	12:10:33.545
3 -	1:32.484	<b>46.222</b>	<b>2:18.706 (1)</b>	<b>77.05</b>		<b>12:12:52.251</b>
4 -	1:32.431	46.831	2:19.262 (2)	76.74	0.556	12:15:11.513
5 -	<b>1:32.133</b>	47.236	2:19.369 (3)	76.68	0.663	12:17:30.882

P9 60 C		Danny GOUGH		Yamaha TZR 250 - G Force Motorcycles		
IDEAL LAP TIME : 2:18.445		BEST LAP TIME : 2:19.376		DIFFERENCE : 0.931		
LAP	SECTOR 1	SECTOR 2	LAP TIME	MPH	DIFF	TIME OF DAY
1 -		46.380	2:25.827	73.29	6.451	12:08:11.635
2 -	1:33.819	47.213	2:21.032	75.78	1.656	12:10:32.667
3 -	1:33.138	<b>46.329</b>	2:19.467 (2)	76.63	0.091	12:12:52.134
4 -	1:33.377	46.815	2:20.192 (3)	76.23	0.816	12:15:12.326
5 -	<b>1:32.116</b>	47.260	<b>2:19.376 (1)</b>	<b>76.68</b>		<b>12:17:31.702</b>

P10 74		Paul WHITBY		Yamaha TZR 250 - Greybridge Ltd		
IDEAL LAP TIME : 2:18.191		BEST LAP TIME : 2:18.191		DIFFERENCE : 0.000		
LAP	SECTOR 1	SECTOR 2	LAP TIME	MPH	DIFF	TIME OF DAY
1 -		47.479	2:32.345	70.15	14.154	12:08:18.153
2 -	1:33.819	46.364	2:20.183	76.24	1.992	12:10:38.336
3 -	1:32.715	45.954	2:18.669 (2)	77.07	0.478	12:12:57.005
4 -	<b>1:32.495</b>	<b>45.696</b>	<b>2:18.191 (1)</b>	<b>77.34</b>		<b>12:15:15.196</b>
5 -	1:32.609	46.377	2:18.986 (3)	76.90	0.795	12:17:34.182

P11 55		Paul TOLAND		Yamaha TZR 250 - Kippers keys		
IDEAL LAP TIME : 2:19.588		BEST LAP TIME : 2:19.918		DIFFERENCE : 0.330		
LAP	SECTOR 1	SECTOR 2	LAP TIME	MPH	DIFF	TIME OF DAY
1 -		<b>46.543</b>	2:29.582	71.45	9.664	12:08:15.390
2 -	1:33.631	46.627	2:20.258 (2)	76.20	0.340	12:10:35.648
3 -	1:33.319	46.978	2:20.297 (3)	76.18	0.379	12:12:55.945
4 -	1:33.728	46.651	2:20.379	76.13	0.461	12:15:16.324
5 -	<b>1:33.045</b>	46.873	<b>2:19.918 (1)</b>	<b>76.38</b>		<b>12:17:36.242</b>

P12 333 C		Mark STUBBERFIELD		Yamaha TZR 250 - Polished concrete London		
IDEAL LAP TIME : 2:18.508		BEST LAP TIME : 2:18.780		DIFFERENCE : 0.272		
LAP	SECTOR 1	SECTOR 2	LAP TIME	MPH	DIFF	TIME OF DAY
1 -		47.382	2:32.147	70.24	13.367	12:08:17.955
2 -	1:34.044	46.818	2:20.862	75.87	2.082	12:10:38.817
3 -	1:32.545	<b>46.235</b>	<b>2:18.780 (1)</b>	<b>77.01</b>		<b>12:12:57.597</b>
4 -	<b>1:32.273</b>	46.755	2:19.028 (2)	76.87	0.248	12:15:16.625
5 -	1:32.849	46.861	2:19.710 (3)	76.50	0.930	12:17:36.335

# BMCRC - MRO Championships 2024 - Rnd 3 @ Snetterton 300

## DFDS Yamaha Past Masters

### RACE 1 - SECTOR ANALYSIS



SECTOR 1 = FL to I1, SECTOR 2 = I1 to FL, DIFF = Difference To Personal Best Lap, P = Crossed Finish Line in Pit Lane, D = Time Disallowed

P13 52 C		Andy FLUX		Yamaha TZR 250 - Mach 1 Automotive LTD		
IDEAL LAP TIME : 2:20.207		BEST LAP TIME : 2:20.207		DIFFERENCE : 0.000		
LAP	SECTOR 1	SECTOR 2	LAP TIME	MPH	DIFF	TIME OF DAY
1 -		47.794	2:29.185	71.64	8.978	12:08:14.993
2 -	1:34.646	46.876	2:21.522	75.52	1.315	12:10:36.515
3 -	<b>1:33.847</b>	<b>46.360</b>	<b>2:20.207 (1)</b>	<b>76.23</b>		<b>12:12:56.722</b>
4 -	1:34.091	46.649	2:20.740 (2)	75.94	0.533	12:15:17.462
5 -	1:33.936	47.066	2:21.002 (3)	75.80	0.795	12:17:38.464

P14 72 C		John HAMILTON		Yamaha TZR 250 - LW Racing		
IDEAL LAP TIME : 2:21.695		BEST LAP TIME : 2:21.695		DIFFERENCE : 0.000		
LAP	SECTOR 1	SECTOR 2	LAP TIME	MPH	DIFF	TIME OF DAY
1 -		47.623	2:29.974	71.26	8.279	12:08:15.782
2 -	1:35.458	47.493	2:22.951 (2)	74.76	1.256	12:10:38.733
3 -	<b>1:34.241</b>	<b>47.454</b>	<b>2:21.695 (1)</b>	<b>75.43</b>		<b>12:13:00.428</b>
4 -	1:36.717	47.999	2:24.716	73.85	3.021	12:15:25.144
5 -	1:35.122	48.658	2:23.780 (3)	74.33	2.085	12:17:48.924

P15 67 C		Mark BAILEY		Yamaha TZR 250 - Elite Air conditioning Ltd. Hydroflow plumbing		
IDEAL LAP TIME : 2:22.534		BEST LAP TIME : 2:22.987		DIFFERENCE : 0.453		
LAP	SECTOR 1	SECTOR 2	LAP TIME	MPH	DIFF	TIME OF DAY
1 -		<b>47.785</b>	2:33.829	69.48	10.842	12:08:19.637
2 -	1:36.059	47.792	2:23.851 (2)	74.29	0.864	12:10:43.488
3 -	<b>1:34.749</b>	48.238	<b>2:22.987 (1)</b>	<b>74.74</b>		<b>12:13:06.475</b>
4 -	1:35.995	48.209	2:24.204 (3)	74.11	1.217	12:15:30.679
5 -	1:36.203	48.089	2:24.292	74.07	1.305	12:17:54.971

P16 73 C		Colvin TURNER		Yamaha TZR 250 -		
IDEAL LAP TIME : 2:22.380		BEST LAP TIME : 2:23.079		DIFFERENCE : 0.699		
LAP	SECTOR 1	SECTOR 2	LAP TIME	MPH	DIFF	TIME OF DAY
1 -		<b>47.455</b>	2:31.700	70.45	8.621	12:08:17.508
2 -	1:37.637	47.730	2:25.367	73.52	2.288	12:10:42.875
3 -	1:35.547	49.004	2:24.551 (2)	73.93	1.472	12:13:07.426
4 -	<b>1:34.925</b>	48.154	<b>2:23.079 (1)</b>	<b>74.70</b>		<b>12:15:30.505</b>
5 -	1:36.892	47.781	2:24.673 (3)	73.87	1.594	12:17:55.178

P17 34 R		Paul NIELD		Yamaha TZR 250 -		
IDEAL LAP TIME : 2:25.033		BEST LAP TIME : 2:25.033		DIFFERENCE : 0.000		
LAP	SECTOR 1	SECTOR 2	LAP TIME	MPH	DIFF	TIME OF DAY
1 -		48.245	2:32.262	70.19	7.229	12:08:18.070
2 -	<b>1:37.243</b>	<b>47.790</b>	<b>2:25.033 (1)</b>	<b>73.69</b>		<b>12:10:43.103</b>
3 -	1:37.722	49.032	2:26.754 (2)	72.82	1.721	12:13:09.857
4 -	1:39.142	49.474	2:28.616	71.91	3.583	12:15:38.473
5 -	1:38.772	49.156	2:27.928 (3)	72.25	2.895	12:18:06.401

P18 46 C		Kevin MARSHALL		Yamaha TZR 250 - Stacey Processing		
IDEAL LAP TIME : 2:26.421		BEST LAP TIME : 2:27.211		DIFFERENCE : 0.790		
LAP	SECTOR 1	SECTOR 2	LAP TIME	MPH	DIFF	TIME OF DAY
1 -		<b>48.959</b>	2:35.830	68.58	8.619	12:08:21.638
2 -	1:37.778	49.433	<b>2:27.211 (1)</b>	<b>72.60</b>		<b>12:10:48.849</b>
3 -	1:38.219	49.409	2:27.628 (3)	72.39	0.417	12:13:16.477
4 -	1:39.465	49.806	2:29.271	71.60	2.060	12:15:45.748
5 -	<b>1:37.462</b>	49.773	2:27.235 (2)	72.59	0.024	12:18:12.983

# BMCRG - MRO Championships 2024 - Rnd 3 @ Snetterton 300

## DFDS Yamaha Past Masters

### RACE 1 - SECTOR ANALYSIS



SECTOR 1 = FL to I1, SECTOR 2 = I1 to FL, DIFF = Difference To Personal Best Lap, P = Crossed Finish Line in Pit Lane, D = Time Disallowed

P19 36 C		Phil ZANUTTO		Yamaha TZR 250 - Westend garage		
IDEAL LAP TIME : 2:30.345		BEST LAP TIME : 2:30.548		DIFFERENCE : 0.203		
LAP	SECTOR 1	SECTOR 2	LAP TIME	MPH	DIFF	TIME OF DAY
1 -		<b>50.922</b>	2:42.479	65.78	11.931	12:08:28.287
2 -	<b>1:39.423</b>	51.125	<b>2:30.548 (1)</b>	<b>70.99</b>		<b>12:10:58.835</b>
3 -	1:39.769	51.257	2:31.026 (2)	70.76	0.478	12:13:29.861
4 -	1:41.939	51.445	2:33.384	69.68	2.836	12:16:03.245
5 -	1:40.454	52.840	2:33.294 (3)	69.72	2.746	12:18:36.539

P20 42 C		Martin PEARSON		Yamaha TZR 250 -		
IDEAL LAP TIME : 2:31.289		BEST LAP TIME : 2:31.930		DIFFERENCE : 0.641		
LAP	SECTOR 1	SECTOR 2	LAP TIME	MPH	DIFF	TIME OF DAY
1 -		<b>51.206</b>	2:45.478	64.58	13.548	12:08:31.286
2 -	1:41.896	51.239	2:33.135	69.79	1.205	12:11:04.421
3 -	1:41.123	51.241	2:32.364 (2)	70.14	0.434	12:13:36.785
4 -	1:41.620	51.494	2:33.114 (3)	69.80	1.184	12:16:09.899
5 -	<b>1:40.083</b>	51.847	<b>2:31.930 (1)</b>	<b>70.34</b>		<b>12:18:41.829</b>

P21 84 R		Bert ELLISON		Yamaha TZR 250 - Ma n pa prentice		
IDEAL LAP TIME : 2:29.954		BEST LAP TIME : 2:31.687		DIFFERENCE : 1.733		
LAP	SECTOR 1	SECTOR 2	LAP TIME	MPH	DIFF	TIME OF DAY
1 -		51.134	2:43.642	65.31	11.955	12:08:29.450
2 -	1:43.446	52.984	2:36.430	68.32	4.743	12:11:05.880
3 -	1:41.802	<b>49.990</b>	2:31.792 (2)	70.41	0.105	12:13:37.672
4 -	1:41.325	51.178	2:32.503 (3)	70.08	0.816	12:16:10.175
5 -	<b>1:39.964</b>	51.723	<b>2:31.687 (1)</b>	<b>70.46</b>		<b>12:18:41.862</b>

P22 87		Denise BUTTON		Yamaha TZR 250 -		
IDEAL LAP TIME : 2:34.589		BEST LAP TIME : 2:34.589		DIFFERENCE : 0.000		
LAP	SECTOR 1	SECTOR 2	LAP TIME	MPH	DIFF	TIME OF DAY
1 -		53.479	2:50.654	62.62	16.065	12:08:36.462
2 -	1:45.163	52.491	2:37.654	67.79	3.065	12:11:14.116
3 -	<b>1:42.576</b>	<b>52.013</b>	<b>2:34.589 (1)</b>	<b>69.13</b>		<b>12:13:48.705</b>
4 -	1:42.818	52.287	2:35.105 (2)	68.90	0.516	12:16:23.810
5 -	1:43.639	52.400	2:36.039 (3)	68.49	1.450	12:18:59.849

P23 100 R		Adam NIELD		Yamaha TZR 250 - www.ypmrc.co.uk		
IDEAL LAP TIME : 2:33.814		BEST LAP TIME : 2:34.051		DIFFERENCE : 0.237		
LAP	SECTOR 1	SECTOR 2	LAP TIME	MPH	DIFF	TIME OF DAY
1 -		<b>51.258</b>	2:44.461	64.98	10.410	12:08:30.269
2 -	1:42.948	52.346	2:35.294 (3)	68.82	1.243	12:11:05.563
3 -	1:43.035	51.585	2:34.620 (2)	69.12	0.569	12:13:40.183
4 -	<b>1:42.556</b>	51.495	<b>2:34.051 (1)</b>	<b>69.38</b>		<b>12:16:14.234</b>
5 -	1:51.547	54.160	2:45.707	64.49	11.656	12:18:59.941

P24 71 C		Tess BICKERSTAFF		Yamaha TZR 250 - Len Whalin		
IDEAL LAP TIME : 2:34.321		BEST LAP TIME : 2:34.839		DIFFERENCE : 0.518		
LAP	SECTOR 1	SECTOR 2	LAP TIME	MPH	DIFF	TIME OF DAY
1 -		53.589	2:49.028	63.23	14.189	12:08:34.836
2 -	1:45.677	52.854	2:38.531	67.41	3.692	12:11:13.367
3 -	1:43.818	52.335	2:36.153 (3)	68.44	1.314	12:13:49.520
4 -	<b>1:42.449</b>	52.390	<b>2:34.839 (1)</b>	<b>69.02</b>		<b>12:16:24.359</b>
5 -	1:43.793	<b>51.872</b>	2:35.665 (2)	68.66	0.826	12:19:00.024

# BMCRC - MRO Championships 2024 - Rnd 3 @ Snetterton 300

## DFDS Yamaha Past Masters

### RACE 1 - SECTOR ANALYSIS



SECTOR 1 = FL to I1, SECTOR 2 = I1 to FL, DIFF = Difference To Personal Best Lap, P = Crossed Finish Line in Pit Lane, D = Time Disallowed

<b>P25 20 R</b>		<b>Sara Sophie OSTERHOLZER</b>		Yamaha TZR 250 -		
IDEAL LAP TIME : 2:35.944		BEST LAP TIME : 2:35.944		DIFFERENCE : 0.000		
LAP	SECTOR 1	SECTOR 2	LAP TIME	MPH	DIFF	TIME OF DAY
1 -		55.633	2:50.332	62.74	14.388	12:08:36.140
2 -	1:45.765	53.356	2:39.121 (3)	67.16	3.177	12:11:15.261
3 -	<b>1:42.729</b>	<b>53.215</b>	<b>2:35.944 (1)</b>	<b>68.53</b>		<b>12:13:51.205</b>
4 -	1:43.809	54.553	2:38.362 (2)	67.49	2.418	12:16:29.567
5 -	1:46.161	55.119	2:41.280	66.27	5.336	12:19:10.847

<b>P26 30</b>		<b>Alan COOPER</b>		Yamaha TZR 250 - Twistgrip Motorcycles		
IDEAL LAP TIME : 2:11.174		BEST LAP TIME : 2:11.174		DIFFERENCE : 0.000		
LAP	SECTOR 1	SECTOR 2	LAP TIME	MPH	DIFF	TIME OF DAY
1 -		44.113	2:19.016	76.88	7.842	12:08:04.824
2 -	1:27.842	43.614	2:11.456 (2)	81.30	0.282	12:10:16.280
3 -	<b>1:27.581</b>	<b>43.593</b>	<b>2:11.174 (1)</b>	<b>81.48</b>		<b>12:12:27.454</b>

<b>P27 65 C</b>		<b>Nigel TERRY</b>		Yamaha TZR 250 - NTrap Garage Doors		
IDEAL LAP TIME : 2:41.729		BEST LAP TIME : 2:41.729		DIFFERENCE : 0.000		
LAP	SECTOR 1	SECTOR 2	LAP TIME	MPH	DIFF	TIME OF DAY
1 -		53.799	2:50.420	62.71	8.691	12:08:36.228
2 -	<b>1:48.902</b>	<b>52.827</b>	<b>2:41.729 (1)</b>	<b>66.08</b>		<b>12:11:17.957</b>

<b>P28 77 C</b>		<b>Adam COLLINS</b>		Yamaha TZR 250 - 2 Cows Racing		
IDEAL LAP TIME : 2:40.658		BEST LAP TIME : 2:40.658		DIFFERENCE : 0.000		
LAP	SECTOR 1	SECTOR 2	LAP TIME	MPH	DIFF	TIME OF DAY
1 -		54.297	2:51.532	62.30	10.874	12:08:37.340
2 -	<b>1:46.767</b>	<b>53.891</b>	<b>2:40.658 (1)</b>	<b>66.52</b>		<b>12:11:17.998</b>

<b>P29 69 C</b>		<b>Mark ELLERAY</b>		Yamaha TZR 250 - Abbot Solutions Ltd		
IDEAL LAP TIME :		BEST LAP TIME :		DIFFERENCE :		
LAP	SECTOR 1	SECTOR 2	LAP TIME	MPH	DIFF	TIME OF DAY
1 -		<b>50.989</b>	2:47.360	63.86		12:08:33.168

# BMCRC - MRO Championships 2024 - Rnd 3 @ Snetterton 300

## DFDS Yamaha Past Masters

### RACE 1 - BEST SECTORS

SECTOR 1			SECTOR 2			IDEAL / BEST COMPARISON						
POS	NO	NAME	TIME	NO	NAME	TIME	POS	NO	NAME	IDEAL	BEST	DIFF
									<b>PERFECT LAP</b>	<b>2:10.384</b>		
1	51	WHOLEY	1:27.286	51	WHOLEY	43.098	1	51	WHOLEY	2:10.384	2:10.703	0.319
2	30	COOPER	1:27.581	8	BALL	43.570	2	30	COOPER	2:11.174	2:11.174	0.000
3	57	MOOK	1:28.461	30	COOPER	43.593	3	8	BALL	2:12.391	2:12.569	0.178
4	26	LEE	1:28.611	29	CRIPPS	43.944	4	26	LEE	2:12.821	2:12.940	0.119
5	8	BALL	1:28.821	26	LEE	44.210	5	57	MOOK	2:12.931	2:13.546	0.615
6	29	CRIPPS	1:29.194	57	MOOK	44.470	6	29	CRIPPS	2:13.138	2:13.138	0.000
7	28	McCARTER	1:30.289	28	McCARTER	45.066	7	28	McCARTER	2:15.355	2:15.427	0.072
8	4	HALIL	1:31.475	74	WHITBY	45.696	8	4	HALIL	2:17.249	2:17.934	0.685
9	60	GOUGH	1:32.116	4	HALIL	45.774	9	74	WHITBY	2:18.191	2:18.191	0.000
10	70	BURSCOUGH	1:32.133	70	BURSCOUGH	46.222	10	70	BURSCOUGH	2:18.355	2:18.706	0.351
11	333	STUBBERFIELD	1:32.273	333	STUBBERFIELD	46.235	11	60	GOUGH	2:18.445	2:19.376	0.931
12	74	WHITBY	1:32.495	60	GOUGH	46.329	12	333	STUBBERFIELD	2:18.508	2:18.780	0.272
13	55	TOLAND	1:33.045	52	FLUX	46.360	13	55	TOLAND	2:19.588	2:19.918	0.330
14	52	FLUX	1:33.847	55	TOLAND	46.543	14	52	FLUX	2:20.207	2:20.207	0.000
15	72	HAMILTON	1:34.241	72	HAMILTON	47.454	15	72	HAMILTON	2:21.695	2:21.695	0.000
16	67	BAILEY	1:34.749	73	TURNER	47.455	16	73	TURNER	2:22.380	2:23.079	0.699
17	73	TURNER	1:34.925	67	BAILEY	47.785	17	67	BAILEY	2:22.534	2:22.987	0.453
18	34	NIELD	1:37.243	34	NIELD	47.790	18	34	NIELD	2:25.033	2:25.033	0.000
19	46	MARSHALL	1:37.462	46	MARSHALL	48.959	19	46	MARSHALL	2:26.421	2:27.211	0.790
20	36	ZANUTTO	1:39.423	84	ELLISON	49.990	20	84	ELLISON	2:29.954	2:31.687	1.733
21	84	ELLISON	1:39.964	36	ZANUTTO	50.922	21	36	ZANUTTO	2:30.345	2:30.548	0.203
22	42	PEARSON	1:40.083	69	ELLERAY	50.989	22	42	PEARSON	2:31.289	2:31.930	0.641
23	71	BICKERSTAFF	1:42.449	42	PEARSON	51.206	23	100	NIELD	2:33.814	2:34.051	0.237
24	100	NIELD	1:42.556	100	NIELD	51.258	24	71	BICKERSTAFF	2:34.321	2:34.839	0.518
25	87	BUTTON	1:42.576	71	BICKERSTAFF	51.872	25	87	BUTTON	2:34.589	2:34.589	0.000
26	20	OSTERHOLZER	1:42.729	87	BUTTON	52.013	26	20	OSTERHOLZER	2:35.944	2:35.944	0.000
27	77	COLLINS	1:46.767	65	TERRY	52.827	27	77	COLLINS	2:40.658	2:40.658	0.000
28	65	TERRY	1:48.902	20	OSTERHOLZER	53.215	28	65	TERRY	2:41.729	2:41.729	0.000
29				77	COLLINS	53.891	29	69	ELLERAY			
30												

# BMCRC - MRO Championships 2024 - Rnd 3 @ Snetterton 300

## DFDS Yamaha Past Masters

### RACE 1 - STATISTICS

**Competitors Started** 30  
**Planned Start** 2024-05-04 @ 11:20:00.000  
**Actual Start** 2024-05-04 @ 12:05:45.807  
**Finish Time** 2024-05-04 @ 12:16:48.478  
**Track Length** 2.9689mi.  
**Total Laps** 133  
**Total Distance Covered** 394.8652mi.

#### Session Fastest Lap History

NO	CL	NAME	LAP TIME	TIME OF DAY	LAP	VEHICLE
51		Kevin WHOLEY	<b>2:11.521</b>	12:10:16.040	2	Yamaha TZR 250
30		Alan COOPER	<b>2:11.456</b>	12:10:16.300	2	Yamaha TZR 250
51		Kevin WHOLEY	<b>2:10.703</b>	12:12:26.743	3	Yamaha TZR 250

#### Session Leader History

NO	CL	NAME	FROM LAP	LAPS LED	DISTANCE	VEHICLE
51		Kevin WHOLEY	1	5	14.84 miles	Yamaha TZR 250

#### Flag History

TYPE	TIME OF DAY
GREEN	12:05:45.807
FINISH	12:16:48.478

#### Flag Statistics

TYPE	COUNT	TOTAL LAPS	TOTAL TIME
Green	1	5	13:33.297
Red	0	0	0.000
Safety Car	0	0	0.000
FCY	0	0	0.000



# BMCRC - MRO Championships 2024 - Rnd 3 @ Snetterton 300

## DFDS Yamaha Past Masters

### RACE 1 - STATISTICS

**CLASS :**

13 Starters

#### Fastest Lap History

NO	NAME	LAP TIME	TIME OF DAY	LAP	VEHICLE
51	Kevin WHOLEY	2:11.521	12:10:16.040	2	Yamaha TZR 250
30	Alan COOPER	2:11.456	12:10:16.300	2	Yamaha TZR 250
51	Kevin WHOLEY	2:10.703	12:12:26.743	3	Yamaha TZR 250

#### Leader History

NO	NAME	FROM LAP	LAPS LED	DISTANCE	VEHICLE
51	Kevin WHOLEY	1	5	14.84 miles	Yamaha TZR 250

# BMCRC - MRO Championships 2024 - Rnd 3 @ Snetterton 300

## DFDS Yamaha Past Masters

### RACE 1 - STATISTICS

**CLASS : C**

13 Starters

#### Fastest Lap History

NO	NAME	LAP TIME	TIME OF DAY	LAP	VEHICLE
60	Danny GOUGH	<b>2:21.032</b>	12:10:32.688	2	Yamaha TZR 250
333	Mark STUBBERFIELD	<b>2:20.862</b>	12:10:38.796	2	Yamaha TZR 250
60	Danny GOUGH	<b>2:19.467</b>	12:12:52.155	3	Yamaha TZR 250
333	Mark STUBBERFIELD	<b>2:18.780</b>	12:12:57.599	3	Yamaha TZR 250

#### Leader History

NO	NAME	FROM LAP	LAPS LED	DISTANCE	VEHICLE
60	Danny GOUGH	1	5	14.84 miles	Yamaha TZR 250

# BMCRC - MRO Championships 2024 - Rnd 3 @ Snetterton 300

## DFDS Yamaha Past Masters

### RACE 1 - STATISTICS

**CLASS : R**

4 Starters

#### Fastest Lap History

NO	NAME	LAP TIME	TIME OF DAY	LAP	VEHICLE
34	Paul NIELD	<b>2:25.033</b>	12:10:43.113	2	Yamaha TZR 250

#### Leader History

NO	NAME	FROM LAP	LAPS LED	DISTANCE	VEHICLE
34	Paul NIELD	1	5	14.84 miles	Yamaha TZR 250

# BMCRC - MRO Championships 2024 - Rnd 3 @ Snetterton 300


## DFDS Yamaha Past Masters

### RACE 12 - GRID (5 Laps)

ROW 10	30   <b>69</b> Mark ELLERAY   2:41.729	29   <b>65</b> Nigel TERRY   2:40.658	28   <b>77</b> Adam COLLINS
ROW 9	27   <b>20</b> Sara Sophie OSTERHOLZER   2:35.944	26   <b>71</b> Tess BICKERSTAFF   2:34.839	25   <b>87</b> Denise BUTTON   2:34.589
ROW 8	24   <b>100</b> Adam NIELD   2:34.051	23   <b>42</b> Martin PEARSON   2:31.930	22   <b>84</b> Bert ELLISON   2:31.687
ROW 7	21   <b>36</b> Phil ZANUTTO   2:30.548	20   <b>46</b> Kevin MARSHALL   2:27.211	19   <b>34</b> Paul NIELD   2:25.033
ROW 6	18   <b>73</b> Colvin TURNER   2:23.079	17   <b>67</b> Mark BAILEY   2:22.987	16   <b>27</b> Richard HAYWARD
ROW 5	15   <b>72</b> John HAMILTON   2:21.695	14   <b>52</b> Andy FLUX   2:20.207	13   <b>55</b> Paul TOLAND   2:19.918
ROW 4	12   <b>60</b> Danny GOUGH   2:19.376	11   <b>333</b> Mark STUBBERFIELD   2:18.780	10   <b>70</b> Andrew BURSCOUGH   2:18.706
ROW 3	9   <b>74</b> Paul WHITBY   2:18.191	8   <b>4</b> Denis HALIL   2:17.934	7   <b>28</b> Liam McCARTER   2:15.427
ROW 2	6   <b>57</b> Geoff MOOK   2:13.546	5   <b>29</b> Derek CRIPPS   2:13.138	4   <b>26</b> Damian LEE   2:12.940
ROW 1	3   <b>8</b> David BALL   2:12.569	2   <b>30</b> Alan COOPER   2:11.174	1   <b>51</b> Kevin WHOLEY   2:10.703
<b>Pole</b>			

These results are provisional until the conclusion of any judicial and technical matters.

Snetterton 300: 2.9689 miles

Clerk Of Course:	Stewards:	Timekeeper:	
		<i>Craig Smith</i>	

Results can be found at [www.tsl-timing.com](http://www.tsl-timing.com)

Printed - 12:21 Saturday, 04 May 2024



# BMCRC - MRO Championships 2024 - Rnd 3 @ Snetterton 300

## DFDS Yamaha Past Masters

### RACE 12 - CLASSIFICATION

Race Distance: 4 Laps / 11.87 miles

POS	NO	CL	PIC	NAME	ENTRY	LAPS	TIME	GAP	DIFF	MPH	BEST	ON	GRD	↑↓
1	51		1	Kevin WHOLEY	Yamaha TZR 250 - Twistgrip Motorcycles	4	8:49.188			80.78	2:10.161	2	1	0
2	8		2	David BALL	Yamaha TZR 250 - Gardiner Page and Roe pension consulte	4	8:57.746	8.558	8.558	79.50	2:12.645	2	3	1
3	57		3	Geoff MOOK	Yamaha TZR 250 -	4	9:01.951	12.763	4.205	78.88	2:13.732	4	6	3
4	28		4	Liam McCARTER	Yamaha TZR 250 - Katie McCarter	4	9:03.182	13.994	1.231	78.70	2:13.284	4	7	3
5	26		5	Damian LEE	Yamaha TZR 250 - Leed Autos	4	9:03.994	14.806	0.812	78.58	2:14.313	4	4	-1
6	29		6	Derek CRIPPS	Yamaha TZR 250 - Team FBR	4	9:10.573	21.385	6.579	77.65	2:14.574	3	5	-1
7	27		7	Richard HAYWARD	Yamaha TZR 250 - BC vehicle repairs/ Snap on Tools	4	9:12.987	23.799	2.414	77.31	2:14.532	4	16	9
8	4		8	Denis HALIL	Yamaha TZR 250 - D & A Autos	4	9:21.216	32.028	8.229	76.17	2:17.935	2	8	0
9	60	C	1	Danny GOUGH	Yamaha TZR 250 - G Force Motorcycles	4	9:25.142	35.954	3.926	75.64	2:17.009	4	12	3
10	333	C	2	Mark STUBBERFIELD	Yamaha TZR 250 - Polished concrete London	4	9:27.736	38.548	2.594	75.30	2:19.638	2	11	1
11	74		9	Paul WHITBY	Yamaha TZR 250 - Greybridge Ltd	4	9:28.635	39.447	0.899	75.18	2:20.400	2	9	-2
12	55		10	Paul TOLAND	Yamaha TZR 250 - Kippers keys	4	9:28.929	39.741	0.294	75.14	2:19.971	2	13	1
13	72	C	3	John HAMILTON	Yamaha TZR 250 - LW Racing	4	9:48.313	59.125	19.384	72.66	2:25.513	2	15	2
14	67	C	4	Mark BAILEY	Yamaha TZR 250 - Elite Air conditioning Ltd. Hydroflow plum	4	9:53.316	1:04.128	5.003	72.05	2:26.529	3	17	3
15	46	C	5	Kevin MARSHALL	Yamaha TZR 250 - Stacey Processing	4	9:55.532	1:06.344	2.216	71.78	2:25.516	4	20	5
16	84	R	1	Bert ELLISON	Yamaha TZR 250 - Ma n pa prentice	4	9:57.275	1:08.087	1.743	71.57	2:26.894	4	22	6
17	34	R	2	Paul NIELD	Yamaha TZR 250 -	4	9:57.517	1:08.329	0.242	71.54	2:27.420	4	19	2
18	36	C	6	Phil ZANUTTO	Yamaha TZR 250 - Westend garage	4	10:11.284	1:22.096	13.767	69.93	2:30.181	2	21	3
19	42	C	7	Martin PEARSON	Yamaha TZR 250 -	4	10:19.867	1:30.679	8.583	68.97	2:32.478	2	23	4
20	65	C	8	Nigel TERRY	Yamaha TZR 250 - NTrap Garage Doors	4	10:47.114	1:57.926	27.247	66.06	2:37.973	4	29	9
21	71	C	9	Tess BICKERSTAFF	Yamaha TZR 250 - Len Whalin	4	10:47.526	1:58.338	0.412	66.02	2:39.081	3	26	5
22	77	C	10	Adam COLLINS	Yamaha TZR 250 - 2 Cows Racing	4	10:48.185	1:58.997	0.659	65.95	2:38.957	3	28	6
23	100*	R	3	Adam NIELD	Yamaha TZR 250 - www.ypmrc.co.uk	4	10:50.377	2:01.189	2.192	65.73	2:35.897	2	24	1
24	87		11	Denise BUTTON	Yamaha TZR 250 -	4	10:51.399	2:02.211	1.022	65.63	2:37.594	3	25	1
25	20	R	4	Sara Sophie OSTERHOLZER	Yamaha TZR 250 -	4	11:12.362	2:23.174	20.963	63.58	2:43.424	4	27	2

#### NOT CLASSIFIED

DNF	30			Alan COOPER	Yamaha TZR 250 - Twistgrip Motorcycles	2	4:26.959	2 Laps	2 Laps	80.07	2:10.751	2	2	
DNF	52	C		Andy FLUX	Yamaha TZR 250 - Mach 1 Automotive LTD	1	2:29.527	3 Laps	1 Lap	71.47				14

#### NOT STARTED

NS	73	C		Colvin TURNER	Yamaha TZR 250 -									18
NS	69	C		Mark ELLERAY	Yamaha TZR 250 - Abbot Solutions Ltd									30

#### FASTEST LAP

51				Kevin WHOLEY	Yamaha TZR 250 - Twistgrip Motorcycles	2	2:10.161			82.11 mph				132.15 kph
60	C			Danny GOUGH	Yamaha TZR 250 - G Force Motorcycles	4	2:17.009			78.01 mph				125.54 kph
84	R			Bert ELLISON	Yamaha TZR 250 - Ma n pa prentice	4	2:26.894			72.76 mph				117.09 kph

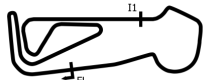
#### Comments:

\* No. 100 - 10 second penalty - jump start  
 Class - 92.5% of Race Speed = 74.72 mph  
 Class C - 92.5% of Race Speed = 69.96 mph  
 Class R - 92.5% of Race Speed = 66.20 mph

Weather / Track : /

These results are provisional until the conclusion of any judicial and technical matters.

Date: 04/05/2024 Start: 16:22 Finish: 16:31  
 Snetterton 300: 2.9689 miles

Clerk Of Course:	Stewards:	Timekeeper:	<i>Craig Smith</i>	
------------------	-----------	-------------	--------------------	---

Results can be found at [www.tsl-timing.com](http://www.tsl-timing.com)

Printed - 16:37 Saturday, 04 May 2024

# BMCRC - MRO Championships 2024 - Rnd 3 @ Snetterton 300

## DFDS Yamaha Past Masters

### RACE 12 - LAP CHART

LAP 1 @ 16:24:42.892			LAP 2 @ 16:26:53.053			LAP 3 @ 16:29:04.858			LAP 4 @ 16:31:16.576		
NO	BEHIND	LAP TIME	NO	BEHIND	LAP TIME	NO	BEHIND	LAP TIME	NO	BEHIND	LAP TIME
51		2:15.504	51		2:10.161	51		2:11.805	51		2:11.718
30	0.704	2:16.208	30	1.294	2:10.751	8	6.384	2:13.649	8	8.558	2:13.892
8	2.056	2:17.560	8	4.540	2:12.645	57	10.749	2:13.762	57	12.763	2:13.732
26	4.780	2:20.284	57	8.792	2:14.004	26	12.211	2:14.945	28	13.994	2:13.284
57	4.949	2:20.453	26	9.071	2:14.452	28	12.428	2:14.722	26	14.806	2:14.313
28	5.093	2:20.597	28	9.511	2:14.579	29	17.948	2:14.574	29	21.385	2:15.155
74	8.206	2:23.710	29	15.179	2:17.064	27	20.985	2:16.332	27	23.799	2:14.532
29	8.276	2:23.780	4	16.314	2:17.935	4	23.977	2:19.468	4	32.028	2:19.769
4	8.540	2:24.044	27	16.458	2:15.592	74	28.379	2:21.739	60	35.954	2:17.009
27	11.027	2:26.531	74	18.445	2:20.400	333	30.163	2:19.695	333	38.548	2:20.103
55	12.054	2:27.558	55	21.864	2:19.971	60	30.663	2:20.371	74	39.447	2:22.786
333	12.796	2:28.300	60	22.097	2:18.907	55	30.765	2:20.706	55	39.741	2:20.694
60	13.351	2:28.855	333	22.273	2:19.638	72	45.042	2:26.656	72	59.125	2:25.801
52	14.023	2:29.527	72	30.191	2:25.513	67	49.245	2:26.529	67	1:04.128	2:26.601
72	14.839	2:30.343	67	34.521	2:27.120	46	52.546	2:26.828	46	1:06.344	2:25.516
67	17.562	2:33.066	34	36.942	2:28.697	34	52.627	2:27.490	84	1:08.087	2:26.894
34	18.406	2:33.910	84	37.408	2:27.979	84	52.911	2:27.308	34	1:08.329	2:27.420
84	19.590	2:35.094	46	37.523	2:27.127	36	1:03.253	2:31.737	36	1:22.096	2:30.561
46	20.557	2:36.061	36	43.321	2:30.181	42	1:09.078	2:33.921	42	1:30.679	2:33.319
36	23.301	2:38.805	42	46.962	2:32.478	100	1:25.994	2:37.664	100	1:51.189	2:36.913
42	24.645	2:40.149	100	1:00.135	2:35.897	87	1:27.949	2:37.594	65	1:57.926	2:37.973
71	32.952	2:48.456	87	1:02.160	2:37.959	71	1:30.687	2:39.081	71	1:58.338	2:39.369
87	34.362	2:49.866	71	1:03.411	2:40.620	77	1:31.587	2:38.957	77	1:58.997	2:39.128
100	34.399	2:49.903	77	1:04.435	2:39.910	65	1:31.671	2:38.837	87	2:02.211	2:45.980
77	34.686	2:50.190	65	1:04.639	2:39.519	20	1:51.468	2:47.141	20	2:23.174	2:43.424
65	35.281	2:50.785	20	1:16.132	2:48.014						
20	38.279	2:53.783									

# BMCRC - MRO Championships 2024 - Rnd 3 @ Snetterton 300

## DFDS Yamaha Past Masters

### RACE 12 - POSITION CHART

No	Name	Lap Pos	Lap			
			1	2	3	4
51	WHOLEY	1	51	51	51	51
30	COOPER	2	30	30	8	8
8	BALL	3	8	8	57	57
26	LEE	4	26	57	26	28
29	CRIPPS	5	57	26	28	26
57	MOOK	6	28	28	29	29
28	McCARTER	7	74	29	27	27
4	HALIL	8	29	4	4	4
74	WHITBY	9	4	27	74	60
333	STUBBERFIELD	10	27	74	333	333
60	GOUGH	11	55	55	60	74
55	TOLAND	12	333	60	55	55
52	FLUX	13	60	333	72	72
72	HAMILTON	14	52	72	67	67
27	HAYWARD	15	72	67	46	46
67	BAILEY	16	67	34	34	84
73	TURNER	17	34	84	84	34
34	NIELD	18	84	46	36	36
46	MARSHALL	19	46	36	42	42
36	ZANUTTO	20	36	42	100	100
84	ELLISON	21	42	100	87	65
42	PEARSON	22	71	87	71	71
100	NIELD	23	87	71	77	77
87	BUTTON	24	100	77	65	87
71	BICKERSTAFF	25	77	65	20	20
20	OSTERHOLZER	26	65	20		
77	COLLINS	27	20			
65	TERRY	28				
69	ELLERAY	29				

# BMCRC - MRO Championships 2024 - Rnd 3 @ Snetterton 300

## DFDS Yamaha Past Masters

### RACE 12 - SECTOR ANALYSIS



SECTOR 1 = FL to I1, SECTOR 2 = I1 to FL, DIFF = Difference To Personal Best Lap, P = Crossed Finish Line in Pit Lane, D = Time Disallowed

P1 51		Kevin WHOLEY		Yamaha TZR 250 - Twistgrip Motorcycles		
IDEAL LAP TIME : 2:10.161		BEST LAP TIME : 2:10.161		DIFFERENCE : 0.000		
LAP	SECTOR 1	SECTOR 2	LAP TIME	MPH	DIFF	TIME OF DAY
1 -		43.216	2:15.504	78.87	5.343	16:24:42.892
2 -	<b>1:27.271</b>	<b>42.890</b>	<b>2:10.161 (1)</b>	<b>82.11</b>		<b>16:26:53.053</b>
3 -	1:27.832	43.973	2:11.805 (3)	81.09	1.644	16:29:04.858
4 -	1:27.921	43.797	2:11.718 (2)	81.14	1.557	16:31:16.576

P2 8		David BALL		Yamaha TZR 250 - Gardiner Page and Roe pension consultants		
IDEAL LAP TIME : 2:12.101		BEST LAP TIME : 2:12.645		DIFFERENCE : 0.544		
LAP	SECTOR 1	SECTOR 2	LAP TIME	MPH	DIFF	TIME OF DAY
1 -		<b>43.584</b>	2:17.560	77.69	4.915	16:24:44.948
2 -	<b>1:28.517</b>	44.128	<b>2:12.645 (1)</b>	<b>80.57</b>		<b>16:26:57.593</b>
3 -	1:29.846	43.803	2:13.649 (2)	79.97	1.004	16:29:11.242
4 -	1:29.675	44.217	2:13.892 (3)	79.82	1.247	16:31:25.134

P3 57		Geoff MOOK		Yamaha TZR 250 -		
IDEAL LAP TIME : 2:13.525		BEST LAP TIME : 2:13.732		DIFFERENCE : 0.207		
LAP	SECTOR 1	SECTOR 2	LAP TIME	MPH	DIFF	TIME OF DAY
1 -		45.368	2:20.453	76.09	6.721	16:24:47.841
2 -	1:29.156	44.848	2:14.004 (3)	79.75	0.272	16:27:01.845
3 -	<b>1:29.116</b>	44.646	2:13.762 (2)	79.90	0.030	16:29:15.607
4 -	1:29.323	<b>44.409</b>	<b>2:13.732 (1)</b>	<b>79.92</b>		<b>16:31:29.339</b>

P4 28		Liam McCARTER		Yamaha TZR 250 - Katie McCarter		
IDEAL LAP TIME : 2:13.284		BEST LAP TIME : 2:13.284		DIFFERENCE : 0.000		
LAP	SECTOR 1	SECTOR 2	LAP TIME	MPH	DIFF	TIME OF DAY
1 -		45.131	2:20.597	76.01	7.313	16:24:47.985
2 -	1:29.803	44.776	2:14.579 (2)	79.41	1.295	16:27:02.564
3 -	1:29.789	44.933	2:14.722 (3)	79.33	1.438	16:29:17.286
4 -	<b>1:28.906</b>	<b>44.378</b>	<b>2:13.284 (1)</b>	<b>80.19</b>		<b>16:31:30.570</b>

P5 26		Damian LEE		Yamaha TZR 250 - Leed Autos		
IDEAL LAP TIME : 2:13.948		BEST LAP TIME : 2:14.313		DIFFERENCE : 0.365		
LAP	SECTOR 1	SECTOR 2	LAP TIME	MPH	DIFF	TIME OF DAY
1 -		45.136	2:20.284	76.18	5.971	16:24:47.672
2 -	<b>1:29.632</b>	44.820	2:14.452 (2)	79.49	0.139	16:27:02.124
3 -	1:30.064	44.881	2:14.945 (3)	79.20	0.632	16:29:17.069
4 -	1:29.997	<b>44.316</b>	<b>2:14.313 (1)</b>	<b>79.57</b>		<b>16:31:31.382</b>

P6 29		Derek CRIPPS		Yamaha TZR 250 - Team FBR		
IDEAL LAP TIME : 2:14.574		BEST LAP TIME : 2:14.574		DIFFERENCE : 0.000		
LAP	SECTOR 1	SECTOR 2	LAP TIME	MPH	DIFF	TIME OF DAY
1 -		45.553	2:23.780	74.33	9.206	16:24:51.168
2 -	1:32.069	44.995	2:17.064 (3)	77.97	2.490	16:27:08.232
3 -	<b>1:30.416</b>	<b>44.158</b>	<b>2:14.574 (1)</b>	<b>79.42</b>		<b>16:29:22.806</b>
4 -	1:30.608	44.547	2:15.155 (2)	79.08	0.581	16:31:37.961

P7 27		Richard HAYWARD		Yamaha TZR 250 - BC vehicle repairs/ Snap on Tools		
IDEAL LAP TIME : 2:14.532		BEST LAP TIME : 2:14.532		DIFFERENCE : 0.000		
LAP	SECTOR 1	SECTOR 2	LAP TIME	MPH	DIFF	TIME OF DAY
1 -		45.893	2:26.531	72.94	11.999	16:24:53.919
2 -	1:30.132	45.460	2:15.592 (2)	78.82	1.060	16:27:09.511
3 -	1:31.027	45.305	2:16.332 (3)	78.39	1.800	16:29:25.843
4 -	<b>1:29.782</b>	<b>44.750</b>	<b>2:14.532 (1)</b>	<b>79.44</b>		<b>16:31:40.375</b>



# BMCR - MRO Championships 2024 - Rnd 3 @ Snetterton 300

## DFDS Yamaha Past Masters

### RACE 12 - SECTOR ANALYSIS



SECTOR 1 = FL to I1, SECTOR 2 = I1 to FL, DIFF = Difference To Personal Best Lap, P = Crossed Finish Line in Pit Lane, D = Time Disallowed

<b>P8 4</b>		<b>Denis HALIL</b>		Yamaha TZR 250 - D & A Autos		
IDEAL LAP TIME : 2:17.371		BEST LAP TIME : 2:17.935		DIFFERENCE : 0.564		
LAP	SECTOR 1	SECTOR 2	LAP TIME	MPH	DIFF	TIME OF DAY
1 -		<b>45.716</b>	2:24.044	74.19	6.109	16:24:51.432
2 -	<b>1:31.655</b>	46.280	<b>2:17.935 (1)</b>	<b>77.48</b>		<b>16:27:09.367</b>
3 -	1:33.156	46.312	2:19.468 (2)	76.63	1.533	16:29:28.835
4 -	1:32.994	46.775	2:19.769 (3)	76.46	1.834	16:31:48.604

<b>P9 60 C</b>		<b>Danny GOUGH</b>		Yamaha TZR 250 - G Force Motorcycles		
IDEAL LAP TIME : 2:17.009		BEST LAP TIME : 2:17.009		DIFFERENCE : 0.000		
LAP	SECTOR 1	SECTOR 2	LAP TIME	MPH	DIFF	TIME OF DAY
1 -		47.111	2:28.855	71.80	11.846	16:24:56.243
2 -	1:32.222	46.685	2:18.907 (2)	76.94	1.898	16:27:15.150
3 -	1:33.390	46.981	2:20.371 (3)	76.14	3.362	16:29:35.521
4 -	<b>1:31.497</b>	<b>45.512</b>	<b>2:17.009 (1)</b>	<b>78.01</b>		<b>16:31:52.530</b>

<b>P10 333 C</b>		<b>Mark STUBBERFIELD</b>		Yamaha TZR 250 - Polished concrete London		
IDEAL LAP TIME : 2:19.452		BEST LAP TIME : 2:19.638		DIFFERENCE : 0.186		
LAP	SECTOR 1	SECTOR 2	LAP TIME	MPH	DIFF	TIME OF DAY
1 -		46.968	2:28.300	72.07	8.662	16:24:55.688
2 -	<b>1:32.836</b>	46.802	<b>2:19.638 (1)</b>	<b>76.54</b>		<b>16:27:15.326</b>
3 -	1:33.079	<b>46.616</b>	2:19.695 (2)	76.51	0.057	16:29:35.021
4 -	1:33.240	46.863	2:20.103 (3)	76.28	0.465	16:31:55.124

<b>P11 74</b>		<b>Paul WHITBY</b>		Yamaha TZR 250 - Greybridge Ltd		
IDEAL LAP TIME : 2:18.026		BEST LAP TIME : 2:20.400		DIFFERENCE : 2.374		
LAP	SECTOR 1	SECTOR 2	LAP TIME	MPH	DIFF	TIME OF DAY
1 -		<b>46.056</b>	2:23.710	74.37	3.310	16:24:51.098
2 -	<b>1:31.970</b>	48.430	<b>2:20.400 (1)</b>	<b>76.12</b>		<b>16:27:11.498</b>
3 -	1:34.084	47.655	2:21.739 (2)	75.40	1.339	16:29:33.237
4 -	1:35.609	47.177	2:22.786 (3)	74.85	2.386	16:31:56.023

<b>P12 55</b>		<b>Paul TOLAND</b>		Yamaha TZR 250 - Kippers keys		
IDEAL LAP TIME : 2:19.971		BEST LAP TIME : 2:19.971		DIFFERENCE : 0.000		
LAP	SECTOR 1	SECTOR 2	LAP TIME	MPH	DIFF	TIME OF DAY
1 -		46.664	2:27.558	72.43	7.587	16:24:54.946
2 -	<b>1:33.514</b>	<b>46.457</b>	<b>2:19.971 (1)</b>	<b>76.35</b>		<b>16:27:14.917</b>
3 -	1:33.608	47.098	2:20.706 (3)	75.96	0.735	16:29:35.623
4 -	1:33.827	46.867	2:20.694 (2)	75.96	0.723	16:31:56.317

<b>P13 72 C</b>		<b>John HAMILTON</b>		Yamaha TZR 250 - LW Racing		
IDEAL LAP TIME : 2:24.207		BEST LAP TIME : 2:25.513		DIFFERENCE : 1.306		
LAP	SECTOR 1	SECTOR 2	LAP TIME	MPH	DIFF	TIME OF DAY
1 -		<b>47.369</b>	2:30.343	71.09	4.830	16:24:57.731
2 -	<b>1:36.838</b>	48.675	<b>2:25.513 (1)</b>	<b>73.45</b>		<b>16:27:23.244</b>
3 -	1:37.870	48.786	2:26.656 (3)	72.87	1.143	16:29:49.900
4 -	1:37.184	48.617	2:25.801 (2)	73.30	0.288	16:32:15.701

<b>P14 67 C</b>		<b>Mark BAILEY</b>		Yamaha TZR 250 - Elite Air conditioning Ltd. Hydroflow plumbing		
IDEAL LAP TIME : 2:26.153		BEST LAP TIME : 2:26.529		DIFFERENCE : 0.376		
LAP	SECTOR 1	SECTOR 2	LAP TIME	MPH	DIFF	TIME OF DAY
1 -		<b>48.870</b>	2:33.066	69.82	6.537	16:25:00.454
2 -	1:37.575	49.545	2:27.120 (3)	72.64	0.591	16:27:27.574
3 -	<b>1:37.283</b>	49.246	<b>2:26.529 (1)</b>	<b>72.94</b>		<b>16:29:54.103</b>
4 -	1:37.406	49.195	2:26.601 (2)	72.90	0.072	16:32:20.704

# BMCRC - MRO Championships 2024 - Rnd 3 @ Snetterton 300

## DFDS Yamaha Past Masters

### RACE 12 - SECTOR ANALYSIS



SECTOR 1 = FL to I1, SECTOR 2 = I1 to FL, DIFF = Difference To Personal Best Lap, P = Crossed Finish Line in Pit Lane, D = Time Disallowed

P15 46 C		Kevin MARSHALL		Yamaha TZR 250 - Stacey Processing		
IDEAL LAP TIME : 2:25.516		BEST LAP TIME : 2:25.516		DIFFERENCE : 0.000		
LAP	SECTOR 1	SECTOR 2	LAP TIME	MPH	DIFF	TIME OF DAY
1 -		48.888	2:36.061	68.48	10.545	16:25:03.449
2 -	1:38.298	48.829	2:27.127 (3)	72.64	1.611	16:27:30.576
3 -	1:37.938	48.890	2:26.828 (2)	72.79	1.312	16:29:57.404
4 -	<b>1:36.821</b>	<b>48.695</b>	<b>2:25.516 (1)</b>	<b>73.44</b>		<b>16:32:22.920</b>

P16 84 R		Bert ELLISON		Yamaha TZR 250 - Ma n pa prentice		
IDEAL LAP TIME : 2:26.687		BEST LAP TIME : 2:26.894		DIFFERENCE : 0.207		
LAP	SECTOR 1	SECTOR 2	LAP TIME	MPH	DIFF	TIME OF DAY
1 -		48.854	2:35.094	68.91	8.200	16:25:02.482
2 -	1:38.744	49.235	2:27.979 (3)	72.22	1.085	16:27:30.461
3 -	<b>1:38.461</b>	48.847	2:27.308 (2)	72.55	0.414	16:29:57.769
4 -	1:38.668	<b>48.226</b>	<b>2:26.894 (1)</b>	<b>72.76</b>		<b>16:32:24.663</b>

P17 34 R		Paul NIELD		Yamaha TZR 250 -		
IDEAL LAP TIME : 2:26.766		BEST LAP TIME : 2:27.420		DIFFERENCE : 0.654		
LAP	SECTOR 1	SECTOR 2	LAP TIME	MPH	DIFF	TIME OF DAY
1 -		<b>48.621</b>	2:33.910	69.44	6.490	16:25:01.298
2 -	1:39.320	49.377	2:28.697 (3)	71.87	1.277	16:27:29.995
3 -	1:38.553	48.937	2:27.490 (2)	72.46	0.070	16:29:57.485
4 -	<b>1:38.145</b>	49.275	<b>2:27.420 (1)</b>	<b>72.50</b>		<b>16:32:24.905</b>

P18 36 C		Phil ZANUTTO		Yamaha TZR 250 - Westend garage		
IDEAL LAP TIME : 2:30.062		BEST LAP TIME : 2:30.181		DIFFERENCE : 0.119		
LAP	SECTOR 1	SECTOR 2	LAP TIME	MPH	DIFF	TIME OF DAY
1 -		50.730	2:38.805	67.30	8.624	16:25:06.193
2 -	<b>1:39.582</b>	50.599	<b>2:30.181 (1)</b>	<b>71.16</b>		<b>16:27:36.374</b>
3 -	1:41.257	<b>50.480</b>	2:31.737 (3)	70.43	1.556	16:30:08.111
4 -	1:39.966	50.595	2:30.561 (2)	70.98	0.380	16:32:38.672

P19 42 C		Martin PEARSON		Yamaha TZR 250 -		
IDEAL LAP TIME : 2:31.926		BEST LAP TIME : 2:32.478		DIFFERENCE : 0.552		
LAP	SECTOR 1	SECTOR 2	LAP TIME	MPH	DIFF	TIME OF DAY
1 -		<b>50.937</b>	2:40.149	66.73	7.671	16:25:07.537
2 -	<b>1:40.989</b>	51.489	<b>2:32.478 (1)</b>	<b>70.09</b>		<b>16:27:40.015</b>
3 -	1:42.190	51.731	2:33.921 (3)	69.43	1.443	16:30:13.936
4 -	1:41.616	51.703	2:33.319 (2)	69.71	0.841	16:32:47.255

P20 65 C		Nigel TERRY		Yamaha TZR 250 - NTrap Garage Doors		
IDEAL LAP TIME : 2:37.973		BEST LAP TIME : 2:37.973		DIFFERENCE : 0.000		
LAP	SECTOR 1	SECTOR 2	LAP TIME	MPH	DIFF	TIME OF DAY
1 -		54.070	2:50.785	62.58	12.812	16:25:18.173
2 -	1:46.845	52.674	2:39.519 (3)	67.00	1.546	16:27:57.692
3 -	1:46.263	52.574	2:38.837 (2)	67.28	0.864	16:30:36.529
4 -	<b>1:45.827</b>	<b>52.146</b>	<b>2:37.973 (1)</b>	<b>67.65</b>		<b>16:33:14.502</b>

P21 71 C		Tess BICKERSTAFF		Yamaha TZR 250 - Len Whalin		
IDEAL LAP TIME : 2:38.281		BEST LAP TIME : 2:39.081		DIFFERENCE : 0.800		
LAP	SECTOR 1	SECTOR 2	LAP TIME	MPH	DIFF	TIME OF DAY
1 -		54.035	2:48.456	63.44	9.375	16:25:15.844
2 -	1:46.398	54.222	2:40.620 (3)	66.54	1.539	16:27:56.464
3 -	1:45.788	<b>53.293</b>	<b>2:39.081 (1)</b>	<b>67.18</b>		<b>16:30:35.545</b>
4 -	<b>1:44.988</b>	54.381	2:39.369 (2)	67.06	0.288	16:33:14.914

# BMCRC - MRO Championships 2024 - Rnd 3 @ Snetterton 300

## DFDS Yamaha Past Masters

### RACE 12 - SECTOR ANALYSIS



SECTOR 1 = FL to I1, SECTOR 2 = I1 to FL, DIFF = Difference To Personal Best Lap, P = Crossed Finish Line in Pit Lane, D = Time Disallowed

<b>P22</b>	<b>77 C</b>	<b>Adam COLLINS</b>	Yamaha TZR 250 - 2 Cows Racing			
IDEAL LAP TIME : 2:38.238		BEST LAP TIME : 2:38.957	DIFFERENCE : 0.719			
LAP	SECTOR 1	SECTOR 2	LAP TIME	MPH	DIFF	TIME OF DAY
1 -		54.569	2:50.190	62.80	11.233	16:25:17.578
2 -	1:46.940	52.970	2:39.910 (3)	66.83	0.953	16:27:57.488
3 -	<b>1:45.719</b>	53.238	<b>2:38.957 (1)</b>	<b>67.23</b>		<b>16:30:36.445</b>
4 -	1:46.609	<b>52.519</b>	2:39.128 (2)	67.16	0.171	16:33:15.573
<b>P23</b>	<b>100 R</b>	<b>Adam NIELD</b>	Yamaha TZR 250 - www.ypmrc.co.uk			
IDEAL LAP TIME : 2:35.897		BEST LAP TIME : 2:35.897	DIFFERENCE : 0.000			
LAP	SECTOR 1	SECTOR 2	LAP TIME	MPH	DIFF	TIME OF DAY
1 -		54.013	2:49.903	62.90	14.006	16:25:17.291
2 -	<b>1:43.842</b>	<b>52.055</b>	<b>2:35.897 (1)</b>	<b>68.55</b>		<b>16:27:53.188</b>
3 -	1:45.561	52.103	2:37.664 (3)	67.79	1.767	16:30:30.852
4 -	1:44.422	52.491	2:36.913 (2)	68.11	1.016	16:33:07.765
<b>P24</b>	<b>87</b>	<b>Denise BUTTON</b>	Yamaha TZR 250 -			
IDEAL LAP TIME : 2:36.990		BEST LAP TIME : 2:37.594	DIFFERENCE : 0.604			
LAP	SECTOR 1	SECTOR 2	LAP TIME	MPH	DIFF	TIME OF DAY
1 -		55.314	2:49.866	62.92	12.272	16:25:17.254
2 -	1:45.958	<b>52.001</b>	2:37.959 (2)	67.66	0.365	16:27:55.213
3 -	<b>1:44.989</b>	52.605	<b>2:37.594 (1)</b>	<b>67.82</b>		<b>16:30:32.807</b>
4 -	1:45.780	1:00.200	2:45.980 (3)	64.39	8.386	16:33:18.787
<b>P25</b>	<b>20 R</b>	<b>Sara Sophie OSTERHOLZER</b>	Yamaha TZR 250 -			
IDEAL LAP TIME : 2:43.314		BEST LAP TIME : 2:43.424	DIFFERENCE : 0.110			
LAP	SECTOR 1	SECTOR 2	LAP TIME	MPH	DIFF	TIME OF DAY
1 -		<b>56.100</b>	2:53.783	61.50	10.359	16:25:21.171
2 -	1:50.052	57.962	2:48.014 (3)	63.61	4.590	16:28:09.185
3 -	1:50.625	56.516	2:47.141 (2)	63.94	3.717	16:30:56.326
4 -	<b>1:47.214</b>	56.210	<b>2:43.424 (1)</b>	<b>65.40</b>		<b>16:33:39.750</b>
<b>P26</b>	<b>30</b>	<b>Alan COOPER</b>	Yamaha TZR 250 - Twistgrip Motorcycles			
IDEAL LAP TIME : 2:10.387		BEST LAP TIME : 2:10.751	DIFFERENCE : 0.364			
LAP	SECTOR 1	SECTOR 2	LAP TIME	MPH	DIFF	TIME OF DAY
1 -		<b>43.238</b>	2:16.208	78.46	5.457	16:24:43.596
2 -	<b>1:27.149</b>	43.602	<b>2:10.751 (1)</b>	<b>81.74</b>		<b>16:26:54.347</b>
<b>P27</b>	<b>52 C</b>	<b>Andy FLUX</b>	Yamaha TZR 250 - Mach 1 Automotive LTD			
IDEAL LAP TIME :		BEST LAP TIME :	DIFFERENCE :			
LAP	SECTOR 1	SECTOR 2	LAP TIME	MPH	DIFF	TIME OF DAY
1 -		<b>46.622</b>	2:29.527	71.47		16:24:56.915

# BMCRC - MRO Championships 2024 - Rnd 3 @ Snetterton 300

## DFDS Yamaha Past Masters

### RACE 12 - BEST SECTORS

SECTOR 1			SECTOR 2			IDEAL / BEST COMPARISON						
POS	NO	NAME	TIME	NO	NAME	TIME	POS	NO	NAME	IDEAL	BEST	DIFF
									<b>PERFECT LAP</b>	<b>2:10.039</b>		
1	30	COOPER	1:27.149	51	WHOLEY	42.890	1	51	WHOLEY	2:10.161	2:10.161	0.000
2	51	WHOLEY	1:27.271	30	COOPER	43.238	2	30	COOPER	2:10.387	2:10.751	0.364
3	8	BALL	1:28.517	8	BALL	43.584	3	8	BALL	2:12.101	2:12.645	0.544
4	28	McCARTER	1:28.906	29	CRIPPS	44.158	4	28	McCARTER	2:13.284	2:13.284	0.000
5	57	MOOK	1:29.116	26	LEE	44.316	5	57	MOOK	2:13.525	2:13.732	0.207
6	26	LEE	1:29.632	28	McCARTER	44.378	6	26	LEE	2:13.948	2:14.313	0.365
7	27	HAYWARD	1:29.782	57	MOOK	44.409	7	27	HAYWARD	2:14.532	2:14.532	0.000
8	29	CRIPPS	1:30.416	27	HAYWARD	44.750	8	29	CRIPPS	2:14.574	2:14.574	0.000
9	60	GOUGH	1:31.497	60	GOUGH	45.512	9	60	GOUGH	2:17.009	2:17.009	0.000
10	4	HALIL	1:31.655	4	HALIL	45.716	10	4	HALIL	2:17.371	2:17.935	0.564
11	74	WHITBY	1:31.970	74	WHITBY	46.056	11	74	WHITBY	2:18.026	2:20.400	2.374
12	333	STUBBERFIELD	1:32.836	55	TOLAND	46.457	12	333	STUBBERFIELD	2:19.452	2:19.638	0.186
13	55	TOLAND	1:33.514	333	STUBBERFIELD	46.616	13	55	TOLAND	2:19.971	2:19.971	0.000
14	46	MARSHALL	1:36.821	52	FLUX	46.622	14	72	HAMILTON	2:24.207	2:25.513	1.306
15	72	HAMILTON	1:36.838	72	HAMILTON	47.369	15	46	MARSHALL	2:25.516	2:25.516	0.000
16	67	BAILEY	1:37.283	84	ELLISON	48.226	16	67	BAILEY	2:26.153	2:26.529	0.376
17	34	NIELD	1:38.145	34	NIELD	48.621	17	84	ELLISON	2:26.687	2:26.894	0.207
18	84	ELLISON	1:38.461	46	MARSHALL	48.695	18	34	NIELD	2:26.766	2:27.420	0.654
19	36	ZANUTTO	1:39.582	67	BAILEY	48.870	19	36	ZANUTTO	2:30.062	2:30.181	0.119
20	42	PEARSON	1:40.989	36	ZANUTTO	50.480	20	42	PEARSON	2:31.926	2:32.478	0.552
21	100	NIELD	1:43.842	42	PEARSON	50.937	21	100	NIELD	2:35.897	2:35.897	0.000
22	71	BICKERSTAFF	1:44.988	87	BUTTON	52.001	22	87	BUTTON	2:36.990	2:37.594	0.604
23	87	BUTTON	1:44.989	100	NIELD	52.055	23	65	TERRY	2:37.973	2:37.973	0.000
24	77	COLLINS	1:45.719	65	TERRY	52.146	24	77	COLLINS	2:38.238	2:38.957	0.719
25	65	TERRY	1:45.827	77	COLLINS	52.519	25	71	BICKERSTAFF	2:38.281	2:39.081	0.800
26	20	OSTERHOLZER	1:47.214	71	BICKERSTAFF	53.293	26	20	OSTERHOLZER	2:43.314	2:43.424	0.110
27				20	OSTERHOLZER	56.100	27	52	FLUX			

# BMCRC - MRO Championships 2024 - Rnd 3 @ Snetterton 300

## DFDS Yamaha Past Masters

### RACE 12 - STATISTICS

**Competitors Started** 27  
**Planned Start** 2024-05-04 @ 16:05:00.000  
**Actual Start** 2024-05-04 @ 16:22:27.387  
**Finish Time** 2024-05-04 @ 16:31:16.575  
**Track Length** 2.9689mi.  
**Total Laps** 103  
**Total Distance Covered** 305.7978mi.

#### Session Fastest Lap History

NO	CL	NAME	LAP TIME	TIME OF DAY	LAP	VEHICLE
51		Kevin WHOLEY	2:10.161	16:26:53.074	2	Yamaha TZR 250

#### Session Leader History

NO	CL	NAME	FROM LAP	LAPS LED	DISTANCE	VEHICLE
51		Kevin WHOLEY	1	4	11.87 miles	Yamaha TZR 250

#### Flag History

TYPE	TIME OF DAY
GREEN	16:22:27.387
FINISH	16:31:16.575

#### Flag Statistics

TYPE	COUNT	TOTAL LAPS	TOTAL TIME
Green	1	4	11:18.769
Red	0	0	0.000
Safety Car	0	0	0.000
FCY	0	0	0.000

# BMCRC - MRO Championships 2024 - Rnd 3 @ Snetterton 300

## DFDS Yamaha Past Masters

### RACE 12 - STATISTICS

**CLASS :**

12 Starters

#### Fastest Lap History

NO	NAME	LAP TIME	TIME OF DAY	LAP	VEHICLE
51	Kevin WHOLEY	2:10.161	16:26:53.074	2	Yamaha TZR 250

#### Leader History

NO	NAME	FROM LAP	LAPS LED	DISTANCE	VEHICLE
51	Kevin WHOLEY	1	4	11.87 miles	Yamaha TZR 250

# BMCRC - MRO Championships 2024 - Rnd 3 @ Snetterton 300

## DFDS Yamaha Past Masters

### RACE 12 - STATISTICS

**CLASS : C**

11 Starters

#### Fastest Lap History

NO	NAME	LAP TIME	TIME OF DAY	LAP	VEHICLE
60	Danny GOUGH	<b>2:18.907</b>	16:27:15.170	2	Yamaha TZR 250
60	Danny GOUGH	<b>2:17.009</b>	16:31:52.550	4	Yamaha TZR 250

#### Leader History

NO	NAME	FROM LAP	LAPS LED	DISTANCE	VEHICLE
333	Mark STUBBERFIELD	1	1	2.96 miles	Yamaha TZR 250
60	Danny GOUGH	2	1	2.96 miles	Yamaha TZR 250
333	Mark STUBBERFIELD	3	1	2.96 miles	Yamaha TZR 250
60	Danny GOUGH	4	1	2.96 miles	Yamaha TZR 250

# BMCRC - MRO Championships 2024 - Rnd 3 @ Snetterton 300

## DFDS Yamaha Past Masters

### RACE 12 - STATISTICS

CLASS : R

4 Starters

#### Fastest Lap History

NO	NAME	LAP TIME	TIME OF DAY	LAP	VEHICLE
34	Paul NIELD	<b>2:28.697</b>	16:27:30.005	2	Yamaha TZR 250
84	Bert ELLISON	<b>2:27.979</b>	16:27:30.484	2	Yamaha TZR 250
34	Paul NIELD	<b>2:27.490</b>	16:29:57.487	3	Yamaha TZR 250
84	Bert ELLISON	<b>2:27.308</b>	16:29:57.793	3	Yamaha TZR 250
84	Bert ELLISON	<b>2:26.894</b>	16:32:24.686	4	Yamaha TZR 250

#### Leader History

NO	NAME	FROM LAP	LAPS LED	DISTANCE	VEHICLE
34	Paul NIELD	1	3	8.90 miles	Yamaha TZR 250
84	Bert ELLISON	4	1	2.96 miles	Yamaha TZR 250



# BMCRC - MRO Championships 2024 - Rnd 3 @ Snetterton 300


## DFDS Yamaha Past Masters

### RACE 1 - GRID (6 Laps)

ROW 10	29	70	Andrew BURSCOUGH	28	69	Mark ELLERAY			
ROW 9	27	73	Colvin TURNER	26	20	Sara Sophie OSTERHOLZER	25	71	Tess BICKERSTAFF
ROW 8	24	77	Adam COLLINS	23	65	Nigel TERRY	22	100	Adam NIELD
ROW 7	21	42	Martin PEARSON	20	52	Andy FLUX	19	36	Phil ZANUTTO
ROW 6	18	34	Paul NIELD	17	84	Bert ELLISON	16	67	Mark BAILEY
ROW 5	15	46	Kevin MARSHALL	14	72	John HAMILTON	13	74	Paul WHITBY
ROW 4	12	55	Paul TOLAND	11	333	Mark STUBBERFIELD	10	4	Denis HALIL
ROW 3	9	60	Danny GOUGH	8	29	Derek CRIPPS	7	27	Richard HAYWARD
ROW 2	6	26	Damian LEE	5	57	Geoff MOOK	4	28	Liam McCARTER
ROW 1	3	8	David BALL	2	30	Alan COOPER	1	51	Kevin WHOLEY
<b>Pole</b>									

These results are provisional until the conclusion of any judicial and technical matters.

Snetterton 300: 2.9689 miles

Clerk Of Course:	Stewards:	Timekeeper:	<i>Craig Smith</i>	
------------------	-----------	-------------	--------------------	---

Results can be found at [www.tsl-timing.com](http://www.tsl-timing.com)

Printed - 16:39 Saturday, 04 May 2024



# BMCRC - MRO Championships 2024 - Rnd 3 @ Snetterton 300

## DFDS Yamaha Past Masters

### RACE 1 - CLASSIFICATION

Race Distance: 5 Laps / 14.84 miles

POS	NO	CL	PIC	NAME	ENTRY	LAPS	TIME	GAP	DIFF	MPH	BEST	ON	GRD	↑↓
1	51		1	Kevin WHOLEY	Yamaha TZR 250 - Twistgrip Motorcycles	5	10:55.709			81.50	2:09.238	4	1	0
2	8		2	David BALL	Yamaha TZR 250 - Gardiner Page and Roe pension consult:	5	10:59.350	3.641	3.641	81.05	2:09.595	4	3	1
3	27		3	Richard HAYWARD	Yamaha TZR 250 - BC vehicle repairs/ Snap on Tools	5	11:19.155	23.446	19.805	78.68	2:13.660	5	7	4
4	26		4	Damian LEE	Yamaha TZR 250 - Leed Autos	5	11:19.942	24.233	0.787	78.59	2:13.844	4	6	2
5	28		5	Liam McCARTER	Yamaha TZR 250 - Katie McCarter	5	11:20.071	24.362	0.129	78.58	2:13.791	3	4	-1
6	57		6	Geoff MOOK	Yamaha TZR 250 -	5	11:25.675	29.966	5.604	77.93	2:15.278	3	5	-1
7	4		7	Denis HALIL	Yamaha TZR 250 - D & A Autos	5	11:32.008	36.299	6.333	77.22	2:16.620	4	10	3
8	74		8	Paul WHITBY	Yamaha TZR 250 - Greybridge Ltd	5	11:37.078	41.369	5.070	76.66	2:17.434	2	13	5
9	60	C	1	Danny GOUGH	Yamaha TZR 250 - G Force Motorcycles	5	11:38.161	42.452	1.083	76.54	2:16.245	5	9	0
10	333	C	2	Mark STUBBERFIELD	Yamaha TZR 250 - Polished concrete London	5	11:39.018	43.309	0.857	76.45	2:17.773	5	11	1
11	72	C	3	John HAMILTON	Yamaha TZR 250 - LW Racing	5	11:42.918	47.209	3.900	76.02	2:18.563	3	14	3
12	52	C	4	Andy FLUX	Yamaha TZR 250 - Mach 1 Automotive LTD	5	12:03.941	1:08.232	21.023	73.81	2:20.436	4	20	8
13	73	C	5	Colvin TURNER	Yamaha TZR 250 -	5	12:12.794	1:17.085	8.853	72.92	2:21.779	2	27	14
14	84	R	1	Bert ELLISON	Yamaha TZR 250 - Ma n pa prentice	5	12:14.099	1:18.390	1.305	72.79	2:22.782	5	17	3
15	67	C	6	Mark BAILEY	Yamaha TZR 250 - Elite Air conditioning Ltd. Hydroflow plurr	5	12:14.978	1:19.269	0.879	72.71	2:22.451	5	16	1
16	46	C	7	Kevin MARSHALL	Yamaha TZR 250 - Stacey Processing	5	12:20.655	1:24.946	5.677	72.15	2:24.207	5	15	-1
17	36	C	8	Phil ZANUTTO	Yamaha TZR 250 - Westend garage	5	12:24.835	1:29.126	4.180	71.74	2:25.846	5	19	2
18	34*	R	2	Paul NIELD	Yamaha TZR 250 -	5	12:35.572	1:39.863	10.737	70.72	2:26.664	4	18	0
19	100	R	3	Adam NIELD	Yamaha TZR 250 - www.ypmrc.co.uk	4	10:12.861	1 Lap	1 Lap	69.75	2:28.959	4	22	3
20	69	C	9	Mark ELLERAY	Yamaha TZR 250 - Abbot Solutions Ltd	4	10:13.343	1 Lap	0.482	69.70	2:29.586	3	28	8
21	42	C	10	Martin PEARSON	Yamaha TZR 250 -	4	10:13.451	1 Lap	0.108	69.69	2:30.099	4	21	0
22	77	C	11	Adam COLLINS	Yamaha TZR 250 - 2 Cows Racing	4	10:52.169	1 Lap	38.718	65.55	2:39.318	4	24	2
23	20	R	4	Sara Sophie OSTERHOLZER	Yamaha TZR 250 -	4	11:11.235	1 Lap	19.066	63.69	2:38.379	4	26	3

#### NOT CLASSIFIED

DNF	29			Derek CRIPPS	Yamaha TZR 250 - Team FBR	4	9:06.601	1 Lap		78.21	2:14.373	3	8	
DNF	55			Paul TOLAND	Yamaha TZR 250 - Kippers keys	3	7:00.579	2 Laps	1 Lap	76.23	2:17.897	2	12	
DNF	65	C		Nigel TERRY	Yamaha TZR 250 - NTrap Garage Doors	1	2:43.980	4 Laps	2 Laps	65.17			23	

#### FASTEST LAP

51				Kevin WHOLEY	Yamaha TZR 250 - Twistgrip Motorcycles	4	2:09.238			82.70 mph	133.09 kph			
60	C			Danny GOUGH	Yamaha TZR 250 - G Force Motorcycles	5	2:16.245			78.44 mph	126.24 kph			
84	R			Bert ELLISON	Yamaha TZR 250 - Ma n pa prentice	5	2:22.782			74.85 mph	120.46 kph			

#### Comments:

\* No. 34 - 10 second penalty - yellow flag infringement

Class - 92.5% of Race Speed = 75.38 mph

Class C - 92.5% of Race Speed = 70.79 mph

Class R - 92.5% of Race Speed = 67.33 mph

Red Flag (end of session): 10:24

Weather / Track : Cloudy / Dry

These results are provisional until the conclusion of any judicial and technical matters.

Date: 05/05/2024 Start: 10:11 Finish: 10:22

Snetterton 300: 2.9689 miles

Clerk Of Course:	Stewards:	Timekeeper:	<i>Craig Smith</i>	
------------------	-----------	-------------	--------------------	---

Results can be found at [www.tsl-timing.com](http://www.tsl-timing.com)

Printed - 10:38 Sunday, 05 May 2024



# BMCRC - MRO Championships 2024 - Rnd 3 @ Snetterton 300

## DFDS Yamaha Past Masters

### RACE 1 - LAP CHART

LAP 1 @ 10:14:08.173			LAP 2 @ 10:16:18.553			LAP 3 @ 10:18:28.579			LAP 4 @ 10:20:37.817			LAP 5 @ 10:22:47.624		
NO	BEHIND	LAP TIME	NO	BEHIND	LAP TIME	NO	BEHIND	LAP TIME	NO	BEHIND	LAP TIME	NO	BEHIND	LAP TIME
51		2:16.258	51		2:10.380	51		2:10.026	51		2:09.238	51		2:09.807
8	0.076	2:16.334	8	0.133	2:10.437	8	0.109	2:10.002	8	0.466	2:09.595	8	3.641	2:12.982
27	5.260	2:21.518	26	9.701	2:14.772	27	14.165	2:14.356	26	19.100	2:13.844	20	1 Lap	2:38.379
26	5.309	2:21.567	27	9.835	2:14.955	26	14.494	2:14.819	27	19.593	2:14.666	27	23.446	2:13.660
28	5.514	2:21.772	29	10.484	2:14.932	29	14.831	2:14.373	28	20.264	2:14.386	26	24.233	2:14.940
29	5.932	2:22.190	28	11.351	2:16.217	28	15.116	2:13.791	29	20.699	2:15.106	28	24.362	2:13.905
57	6.587	2:22.845	57	12.488	2:16.281	57	17.740	2:15.278	57	23.982	2:15.480	57	29.966	2:15.791
55	7.573	2:23.831	4	14.341	2:16.727	4	21.165	2:16.850	4	28.547	2:16.620	4	36.299	2:17.559
4	7.994	2:24.252	55	15.090	2:17.897	55	23.915	2:18.851	74	33.483	2:18.703	74	41.369	2:17.693
60	9.378	2:25.636	74	16.475	2:17.434	74	24.018	2:17.569	333	35.343	2:18.153	60	42.452	2:16.245
74	9.421	2:25.679	333	17.875	2:18.323	333	26.428	2:18.579	60	36.014	2:18.408	333	43.309	2:17.773
333	9.932	2:26.190	60	17.895	2:18.897	60	26.844	2:18.975	72	38.278	2:19.452	72	47.209	2:18.738
72	11.007	2:27.265	72	19.527	2:18.900	72	28.064	2:18.563	52	56.924	2:20.436	52	1:08.232	2:21.115
73	17.998	2:34.256	73	29.397	2:21.779	52	45.726	2:21.937	73	1:00.391	2:23.391	73	1:17.085	2:26.501
84	18.611	2:34.869	52	33.815	2:23.242	73	46.238	2:26.867	84	1:05.415	2:24.045	84	1:18.390	2:22.782
34	19.250	2:35.508	84	35.368	2:27.137	84	50.608	2:25.266	67	1:06.625	2:24.463	67	1:19.269	2:22.451
36	20.497	2:36.755	67	36.219	2:25.697	67	51.400	2:25.207	46	1:10.546	2:26.587	46	1:24.946	2:24.207
67	20.902	2:37.160	34	37.840	2:28.970	46	53.197	2:24.708	34	1:12.406	2:26.664	36	1:29.126	2:25.846
52	20.953	2:37.211	36	38.225	2:28.108	36	54.723	2:26.524	36	1:13.087	2:27.602	34	1:29.863	2:27.264
46	21.834	2:38.092	46	38.515	2:27.061	34	54.980	2:27.166	100	1:26.959	2:28.959			
100	23.411	2:39.669	42	46.292	2:32.573	69	1:06.236	2:29.586	69	1:27.441	2:30.443			
42	24.099	2:40.357	100	46.377	2:33.346	42	1:06.688	2:30.422	42	1:27.549	2:30.099			
69	25.673	2:41.931	69	46.676	2:31.383	100	1:07.238	2:30.887	77	2:06.267	2:39.318			
65	27.722	2:43.980	77	1:06.027	2:40.371	77	1:36.187	2:40.186						
77	36.036	2:52.294	20	1:20.465	2:50.752	20	1:56.192	2:45.753						
20	40.093	2:56.351												

# BMCRC - MRO Championships 2024 - Rnd 3 @ Snetterton 300

## DFDS Yamaha Past Masters

### RACE 1 - POSITION CHART

No	Name	Lap Pos	Lap				
			1	2	3	4	5
51	WHOLEY	1	51	51	51	51	51
8	BALL	2	8	8	8	8	8
28	McCARTER	3	27	26	27	26	27
57	MOOK	4	26	27	26	27	26
26	LEE	5	28	29	29	28	28
27	HAYWARD	6	29	28	28	29	57
29	CRIPPS	7	57	57	57	57	4
60	GOUGH	8	55	4	4	4	74
4	HALIL	9	4	55	55	74	60
333	STUBBERFIELD	10	60	74	74	333	333
55	TOLAND	11	74	333	333	60	72
74	WHITBY	12	333	60	60	72	52
72	HAMILTON	13	72	72	72	52	73
46	MARSHALL	14	73	73	52	73	84
67	BAILEY	15	84	52	73	84	67
84	ELLISON	16	34	84	84	67	46
34	NIELD	17	36	67	67	46	36
36	ZANUTTO	18	67	34	46	34	34
52	FLUX	19	52	36	36	36	
42	PEARSON	20	46	46	34	100	
100	NIELD	21	100	42	69	69	
65	TERRY	22	42	100	42	42	
77	COLLINS	23	69	69	100	77	
20	OSTERHOLZER	24	65	77	77	20	
73	TURNER	25	77	20	20		
69	ELLERAY	26	20				

# BMCRC - MRO Championships 2024 - Rnd 3 @ Snetterton 300

## DFDS Yamaha Past Masters

### RACE 1 - SECTOR ANALYSIS



SECTOR 1 = FL to I1, SECTOR 2 = I1 to FL, DIFF = Difference To Personal Best Lap, P = Crossed Finish Line in Pit Lane, D = Time Disallowed

P1 51		Kevin WHOLEY		Yamaha TZR 250 - Twistgrip Motorcycles		
IDEAL LAP TIME : 2:09.147		BEST LAP TIME : 2:09.238		DIFFERENCE : 0.091		
LAP	SECTOR 1	SECTOR 2	LAP TIME	MPH	DIFF	TIME OF DAY
1 -		43.558	2:16.258	78.44	7.020	10:14:08.173
2 -	1:27.205	43.175	2:10.380	81.97	1.142	10:16:18.553
3 -	1:27.249	<b>42.777</b>	2:10.026 (3)	82.19	0.788	10:18:28.579
4 -	<b>1:26.370</b>	42.868	<b>2:09.238 (1)</b>	<b>82.70</b>		<b>10:20:37.817</b>
5 -	1:26.760	43.047	2:09.807 (2)	82.33	0.569	10:22:47.624

P2 8		David BALL		Yamaha TZR 250 - Gardiner Page and Roe pension consultants		
IDEAL LAP TIME : 2:09.412		BEST LAP TIME : 2:09.595		DIFFERENCE : 0.183		
LAP	SECTOR 1	SECTOR 2	LAP TIME	MPH	DIFF	TIME OF DAY
1 -		43.067	2:16.334	78.39	6.739	10:14:08.249
2 -	1:27.196	43.241	2:10.437 (3)	81.94	0.842	10:16:18.686
3 -	1:27.357	<b>42.645</b>	2:10.002 (2)	82.21	0.407	10:18:28.688
4 -	<b>1:26.767</b>	42.828	<b>2:09.595 (1)</b>	<b>82.47</b>		<b>10:20:38.283</b>
5 -	1:29.187	43.795	2:12.982	80.37	3.387	10:22:51.265

P3 27		Richard HAYWARD		Yamaha TZR 250 - BC vehicle repairs/ Snap on Tools		
IDEAL LAP TIME : 2:13.660		BEST LAP TIME : 2:13.660		DIFFERENCE : 0.000		
LAP	SECTOR 1	SECTOR 2	LAP TIME	MPH	DIFF	TIME OF DAY
1 -		45.869	2:21.518	75.52	7.858	10:14:13.433
2 -	1:30.216	44.739	2:14.955	79.19	1.295	10:16:28.388
3 -	1:29.536	44.820	2:14.356 (2)	79.55	0.696	10:18:42.744
4 -	1:30.050	44.616	2:14.666 (3)	79.36	1.006	10:20:57.410
5 -	<b>1:29.232</b>	<b>44.428</b>	<b>2:13.660 (1)</b>	<b>79.96</b>		<b>10:23:11.070</b>

P4 26		Damian LEE		Yamaha TZR 250 - Leed Autos		
IDEAL LAP TIME : 2:13.844		BEST LAP TIME : 2:13.844		DIFFERENCE : 0.000		
LAP	SECTOR 1	SECTOR 2	LAP TIME	MPH	DIFF	TIME OF DAY
1 -		45.005	2:21.567	75.49	7.723	10:14:13.482
2 -	1:30.263	44.509	2:14.772 (2)	79.30	0.928	10:16:28.254
3 -	1:29.727	45.092	2:14.819 (3)	79.27	0.975	10:18:43.073
4 -	<b>1:29.703</b>	<b>44.141</b>	<b>2:13.844 (1)</b>	<b>79.85</b>		<b>10:20:56.917</b>
5 -	1:29.768	45.172	2:14.940	79.20	1.096	10:23:11.857

P5 28		Liam McCARTER		Yamaha TZR 250 - Katie McCarter		
IDEAL LAP TIME : 2:13.736		BEST LAP TIME : 2:13.791		DIFFERENCE : 0.055		
LAP	SECTOR 1	SECTOR 2	LAP TIME	MPH	DIFF	TIME OF DAY
1 -		46.162	2:21.772	75.38	7.981	10:14:13.687
2 -	1:31.645	44.572	2:16.217	78.46	2.426	10:16:29.904
3 -	<b>1:29.231</b>	44.560	<b>2:13.791 (1)</b>	<b>79.88</b>		<b>10:18:43.695</b>
4 -	1:29.838	44.548	2:14.386 (3)	79.53	0.595	10:20:58.081
5 -	1:29.400	<b>44.505</b>	2:13.905 (2)	79.81	0.114	10:23:11.986

P6 57		Geoff MOOK		Yamaha TZR 250 -		
IDEAL LAP TIME : 2:15.051		BEST LAP TIME : 2:15.278		DIFFERENCE : 0.227		
LAP	SECTOR 1	SECTOR 2	LAP TIME	MPH	DIFF	TIME OF DAY
1 -		46.127	2:22.845	74.82	7.567	10:14:14.760
2 -	1:30.795	45.486	2:16.281	78.42	1.003	10:16:31.041
3 -	<b>1:29.898</b>	45.380	<b>2:15.278 (1)</b>	<b>79.00</b>		<b>10:18:46.319</b>
4 -	1:30.327	<b>45.153</b>	2:15.480 (2)	78.89	0.202	10:21:01.799
5 -	1:30.154	45.637	2:15.791 (3)	78.70	0.513	10:23:17.590

# BMCRC - MRO Championships 2024 - Rnd 3 @ Snetterton 300

## DFDS Yamaha Past Masters

### RACE 1 - SECTOR ANALYSIS



SECTOR 1 = FL to I1, SECTOR 2 = I1 to FL, DIFF = Difference To Personal Best Lap, P = Crossed Finish Line in Pit Lane, D = Time Disallowed

P7 4		Denis HALIL		Yamaha TZR 250 - D & A Autos		
IDEAL LAP TIME : 2:16.287		BEST LAP TIME : 2:16.620		DIFFERENCE : 0.333		
LAP	SECTOR 1	SECTOR 2	LAP TIME	MPH	DIFF	TIME OF DAY
1 -		45.643	2:24.252	74.09	7.632	10:14:16.167
2 -	1:31.211	<b>45.516</b>	2:16.727 (2)	78.17	0.107	10:16:32.894
3 -	<b>1:30.771</b>	46.079	2:16.850 (3)	78.10	0.230	10:18:49.744
4 -	1:30.806	45.814	<b>2:16.620 (1)</b>	<b>78.23</b>		<b>10:21:06.364</b>
5 -	1:31.465	46.094	2:17.559	77.69	0.939	10:23:23.923

P8 74		Paul WHITBY		Yamaha TZR 250 - Greybridge Ltd		
IDEAL LAP TIME : 2:17.129		BEST LAP TIME : 2:17.434		DIFFERENCE : 0.305		
LAP	SECTOR 1	SECTOR 2	LAP TIME	MPH	DIFF	TIME OF DAY
1 -		46.018	2:25.679	73.36	8.245	10:14:17.594
2 -	1:31.923	45.511	<b>2:17.434 (1)</b>	<b>77.76</b>		<b>10:16:35.028</b>
3 -	1:32.157	<b>45.412</b>	2:17.569 (2)	77.69	0.135	10:18:52.597
4 -	1:32.135	46.568	2:18.703	77.05	1.269	10:21:11.300
5 -	<b>1:31.717</b>	45.976	2:17.693 (3)	77.62	0.259	10:23:28.993

P9 60 C		Danny GOUGH		Yamaha TZR 250 - G Force Motorcycles		
IDEAL LAP TIME : 2:16.245		BEST LAP TIME : 2:16.245		DIFFERENCE : 0.000		
LAP	SECTOR 1	SECTOR 2	LAP TIME	MPH	DIFF	TIME OF DAY
1 -		46.260	2:25.636	73.38	9.391	10:14:17.551
2 -	1:32.317	46.580	2:18.897 (3)	76.94	2.652	10:16:36.448
3 -	1:32.130	46.845	2:18.975	76.90	2.730	10:18:55.423
4 -	1:31.582	46.826	2:18.408 (2)	77.22	2.163	10:21:13.831
5 -	<b>1:30.512</b>	<b>45.733</b>	<b>2:16.245 (1)</b>	<b>78.44</b>		<b>10:23:30.076</b>

P10 333 C		Mark STUBBERFIELD		Yamaha TZR 250 - Polished concrete London		
IDEAL LAP TIME : 2:17.488		BEST LAP TIME : 2:17.773		DIFFERENCE : 0.285		
LAP	SECTOR 1	SECTOR 2	LAP TIME	MPH	DIFF	TIME OF DAY
1 -		46.532	2:26.190	73.11	8.417	10:14:18.105
2 -	1:31.709	46.614	2:18.323 (3)	77.26	0.550	10:16:36.428
3 -	1:32.136	46.443	2:18.579	77.12	0.806	10:18:55.007
4 -	1:31.852	<b>46.301</b>	2:18.153 (2)	77.36	0.380	10:21:13.160
5 -	<b>1:31.187</b>	46.586	<b>2:17.773 (1)</b>	<b>77.57</b>		<b>10:23:30.933</b>

P11 72 C		John HAMILTON		Yamaha TZR 250 - LW Racing		
IDEAL LAP TIME : 2:18.341		BEST LAP TIME : 2:18.563		DIFFERENCE : 0.222		
LAP	SECTOR 1	SECTOR 2	LAP TIME	MPH	DIFF	TIME OF DAY
1 -		46.469	2:27.265	72.57	8.702	10:14:19.180
2 -	1:32.463	46.437	2:18.900 (3)	76.94	0.337	10:16:38.080
3 -	<b>1:32.030</b>	46.533	<b>2:18.563 (1)</b>	<b>77.13</b>		<b>10:18:56.643</b>
4 -	1:33.141	<b>46.311</b>	2:19.452	76.64	0.889	10:21:16.095
5 -	1:32.303	46.435	2:18.738 (2)	77.03	0.175	10:23:34.833

P12 52 C		Andy FLUX		Yamaha TZR 250 - Mach 1 Automotive LTD		
IDEAL LAP TIME : 2:20.428		BEST LAP TIME : 2:20.436		DIFFERENCE : 0.008		
LAP	SECTOR 1	SECTOR 2	LAP TIME	MPH	DIFF	TIME OF DAY
1 -		56.447	2:37.211	67.98	16.775	10:14:29.126
2 -	1:36.375	<b>46.867</b>	2:23.242	74.61	2.806	10:16:52.368
3 -	1:33.874	48.063	2:21.937 (3)	75.30	1.501	10:19:14.305
4 -	<b>1:33.561</b>	46.875	<b>2:20.436 (1)</b>	<b>76.10</b>		<b>10:21:34.741</b>
5 -	1:33.659	47.456	2:21.115 (2)	75.74	0.679	10:23:55.856

# BMCR - MRO Championships 2024 - Rnd 3 @ Snetterton 300

## DFDS Yamaha Past Masters

### RACE 1 - SECTOR ANALYSIS



SECTOR 1 = FL to I1, SECTOR 2 = I1 to FL, DIFF = Difference To Personal Best Lap, P = Crossed Finish Line in Pit Lane, D = Time Disallowed

P13 73 C		Colvin TURNER		Yamaha TZR 250 -		
IDEAL LAP TIME : 2:21.779		BEST LAP TIME : 2:21.779		DIFFERENCE : 0.000		
LAP	SECTOR 1	SECTOR 2	LAP TIME	MPH	DIFF	TIME OF DAY
1 -		48.028	2:34.256	69.28	12.477	10:14:26.171
2 -	<b>1:34.377</b>	<b>47.402</b>	<b>2:21.779 (1)</b>	<b>75.38</b>		<b>10:16:47.950</b>
3 -	1:37.999	48.868	2:26.867	72.77	5.088	10:19:14.817
4 -	1:34.893	48.498	2:23.391 (2)	74.53	1.612	10:21:38.208
5 -	1:37.135	49.366	2:26.501 (3)	72.95	4.722	10:24:04.709

P14 84 R		Bert ELLISON		Yamaha TZR 250 - Ma n pa prentice		
IDEAL LAP TIME : 2:22.782		BEST LAP TIME : 2:22.782		DIFFERENCE : 0.000		
LAP	SECTOR 1	SECTOR 2	LAP TIME	MPH	DIFF	TIME OF DAY
1 -		49.352	2:34.869	69.01	12.087	10:14:26.784
2 -	1:38.943	48.194	2:27.137	72.64	4.355	10:16:53.921
3 -	1:36.623	48.643	2:25.266 (3)	73.57	2.484	10:19:19.187
4 -	1:36.465	47.580	2:24.045 (2)	74.19	1.263	10:21:43.232
5 -	<b>1:35.367</b>	<b>47.415</b>	<b>2:22.782 (1)</b>	<b>74.85</b>		<b>10:24:06.014</b>

P15 67 C		Mark BAILEY		Yamaha TZR 250 - Elite Air conditioning Ltd. Hydroflow plumbing		
IDEAL LAP TIME : 2:22.451		BEST LAP TIME : 2:22.451		DIFFERENCE : 0.000		
LAP	SECTOR 1	SECTOR 2	LAP TIME	MPH	DIFF	TIME OF DAY
1 -		49.987	2:37.160	68.00	14.709	10:14:29.075
2 -	1:37.515	48.182	2:25.697	73.35	3.246	10:16:54.772
3 -	1:36.090	49.117	2:25.207 (3)	73.60	2.756	10:19:19.979
4 -	1:36.468	47.995	2:24.463 (2)	73.98	2.012	10:21:44.442
5 -	<b>1:34.558</b>	<b>47.893</b>	<b>2:22.451 (1)</b>	<b>75.02</b>		<b>10:24:06.893</b>

P16 46 C		Kevin MARSHALL		Yamaha TZR 250 - Stacey Processing		
IDEAL LAP TIME : 2:22.492		BEST LAP TIME : 2:24.207		DIFFERENCE : 1.715		
LAP	SECTOR 1	SECTOR 2	LAP TIME	MPH	DIFF	TIME OF DAY
1 -		50.530	2:38.092	67.60	13.885	10:14:30.007
2 -	1:37.651	49.410	2:27.061	72.67	2.854	10:16:57.068
3 -	1:36.929	<b>47.779</b>	2:24.708 (2)	73.85	0.501	10:19:21.776
4 -	<b>1:34.713</b>	51.874	2:26.587 (3)	72.91	2.380	10:21:48.363
5 -	1:35.651	48.556	<b>2:24.207 (1)</b>	<b>74.11</b>		<b>10:24:12.570</b>

P17 36 C		Phil ZANUTTO		Yamaha TZR 250 - Westend garage		
IDEAL LAP TIME : 2:25.423		BEST LAP TIME : 2:25.846		DIFFERENCE : 0.423		
LAP	SECTOR 1	SECTOR 2	LAP TIME	MPH	DIFF	TIME OF DAY
1 -		50.141	2:36.755	68.18	10.909	10:14:28.670
2 -	1:38.304	49.804	2:28.108	72.16	2.262	10:16:56.778
3 -	1:37.756	<b>48.768</b>	2:26.524 (2)	72.94	0.678	10:19:23.302
4 -	<b>1:36.655</b>	50.947	2:27.602 (3)	72.41	1.756	10:21:50.904
5 -	1:36.669	49.177	<b>2:25.846 (1)</b>	<b>73.28</b>		<b>10:24:16.750</b>

P18 34 R		Paul NIELD		Yamaha TZR 250 -		
IDEAL LAP TIME : 2:25.626		BEST LAP TIME : 2:26.664		DIFFERENCE : 1.038		
LAP	SECTOR 1	SECTOR 2	LAP TIME	MPH	DIFF	TIME OF DAY
1 -		49.040	2:35.508	68.73	8.844	10:14:27.423
2 -	1:39.352	49.618	2:28.970	71.74	2.306	10:16:56.393
3 -	1:39.106	<b>48.060</b>	2:27.166 (2)	72.62	0.502	10:19:23.559
4 -	1:37.679	48.985	<b>2:26.664 (1)</b>	<b>72.87</b>		<b>10:21:50.223</b>
5 -	<b>1:37.566</b>	49.698	2:27.264 (3)	72.57	0.600	10:24:17.487

# BMCRC - MRO Championships 2024 - Rnd 3 @ Snetterton 300

## DFDS Yamaha Past Masters

### RACE 1 - SECTOR ANALYSIS



SECTOR 1 = FL to I1, SECTOR 2 = I1 to FL, DIFF = Difference To Personal Best Lap, P = Crossed Finish Line in Pit Lane, D = Time Disallowed

P19 100 R		Adam NIELD		Yamaha TZR 250 - www.ypmrc.co.uk		
IDEAL LAP TIME : 2:28.959		BEST LAP TIME : 2:28.959		DIFFERENCE : 0.000		
LAP	SECTOR 1	SECTOR 2	LAP TIME	MPH	DIFF	TIME OF DAY
1 -		50.664	2:39.669	66.93	10.710	10:14:31.584
2 -	1:41.337	52.009	2:33.346 (3)	69.69	4.387	10:17:04.930
3 -	1:40.784	50.103	2:30.887 (2)	70.83	1.928	10:19:35.817
4 -	<b>1:38.900</b>	<b>50.059</b>	<b>2:28.959 (1)</b>	<b>71.75</b>		<b>10:22:04.776</b>

P20 69 C		Mark ELLERAY		Yamaha TZR 250 - Abbot Solutions Ltd		
IDEAL LAP TIME : 2:28.892		BEST LAP TIME : 2:29.586		DIFFERENCE : 0.694		
LAP	SECTOR 1	SECTOR 2	LAP TIME	MPH	DIFF	TIME OF DAY
1 -		50.403	2:41.931	66.00	12.345	10:14:33.846
2 -	1:40.985	50.398	2:31.383 (3)	70.60	1.797	10:17:05.229
3 -	1:40.529	<b>49.057</b>	<b>2:29.586 (1)</b>	<b>71.45</b>		<b>10:19:34.815</b>
4 -	<b>1:39.835</b>	50.608	2:30.443 (2)	71.04	0.857	10:22:05.258

P21 42 C		Martin PEARSON		Yamaha TZR 250 -		
IDEAL LAP TIME : 2:29.401		BEST LAP TIME : 2:30.099		DIFFERENCE : 0.698		
LAP	SECTOR 1	SECTOR 2	LAP TIME	MPH	DIFF	TIME OF DAY
1 -		50.259	2:40.357	66.65	10.258	10:14:32.272
2 -	1:41.864	50.709	2:32.573 (3)	70.05	2.474	10:17:04.845
3 -	1:40.575	<b>49.847</b>	2:30.422 (2)	71.05	0.323	10:19:35.267
4 -	<b>1:39.554</b>	50.545	<b>2:30.099 (1)</b>	<b>71.20</b>		<b>10:22:05.366</b>

P22 77 C		Adam COLLINS		Yamaha TZR 250 - 2 Cows Racing		
IDEAL LAP TIME : 2:39.318		BEST LAP TIME : 2:39.318		DIFFERENCE : 0.000		
LAP	SECTOR 1	SECTOR 2	LAP TIME	MPH	DIFF	TIME OF DAY
1 -		55.270	2:52.294	62.03	12.976	10:14:44.209
2 -	1:46.360	54.011	2:40.371 (3)	66.64	1.053	10:17:24.580
3 -	1:46.162	54.024	2:40.186 (2)	66.72	0.868	10:20:04.766
4 -	<b>1:45.742</b>	<b>53.576</b>	<b>2:39.318 (1)</b>	<b>67.08</b>		<b>10:22:44.084</b>

P23 20 R		Sara Sophie OSTERHOLZER		Yamaha TZR 250 -		
IDEAL LAP TIME : 2:38.379		BEST LAP TIME : 2:38.379		DIFFERENCE : 0.000		
LAP	SECTOR 1	SECTOR 2	LAP TIME	MPH	DIFF	TIME OF DAY
1 -		1:01.887	2:56.351	60.60	17.972	10:14:48.266
2 -	1:50.953	59.799	2:50.752 (3)	62.59	12.373	10:17:39.018
3 -	1:50.517	55.236	2:45.753 (2)	64.48	7.374	10:20:24.771
4 -	<b>1:43.986</b>	<b>54.393</b>	<b>2:38.379 (1)</b>	<b>67.48</b>		<b>10:23:03.150</b>

P24 29		Derek CRIPPS		Yamaha TZR 250 - Team FBR		
IDEAL LAP TIME : 2:13.467		BEST LAP TIME : 2:14.373		DIFFERENCE : 0.906		
LAP	SECTOR 1	SECTOR 2	LAP TIME	MPH	DIFF	TIME OF DAY
1 -		45.018	2:22.190	75.16	7.817	10:14:14.105
2 -	1:30.522	<b>44.410</b>	2:14.932 (2)	79.21	0.559	10:16:29.037
3 -	1:29.837	44.536	<b>2:14.373 (1)</b>	<b>79.54</b>		<b>10:18:43.410</b>
4 -	1:30.079	45.027	2:15.106 (3)	79.10	0.733	10:20:58.516

P25 55		Paul TOLAND		Yamaha TZR 250 - Kippers keys		
IDEAL LAP TIME : 2:17.058		BEST LAP TIME : 2:17.897		DIFFERENCE : 0.839		
LAP	SECTOR 1	SECTOR 2	LAP TIME	MPH	DIFF	TIME OF DAY
1 -		<b>45.365</b>	2:23.831	74.30	5.934	10:14:15.746
2 -	<b>1:31.693</b>	46.204	<b>2:17.897 (1)</b>	<b>77.50</b>		<b>10:16:33.643</b>
3 -	1:32.890	45.961	2:18.851 (2)	76.97	0.954	10:18:52.494



# BMCRC - MRO Championships 2024 - Rnd 3 @ Snetterton 300

## DFDS Yamaha Past Masters

### RACE 1 - SECTOR ANALYSIS



SECTOR 1 = FL to I1, SECTOR 2 = I1 to FL, DIFF = Difference To Personal Best Lap, P = Crossed Finish Line in Pit Lane, D = Time Disallowed

P26 65 C Nigel TERRY		Yamaha TZR 250 - NTrap Garage Doors				
IDEAL LAP TIME : 2:36.439		BEST LAP TIME :		DIFFERENCE :		
LAP	SECTOR 1	SECTOR 2	LAP TIME	MPH	DIFF	TIME OF DAY
1 -		<b>51.243</b>	2:43.980	65.17		10:14:35.895

# BMCRC - MRO Championships 2024 - Rnd 3 @ Snetterton 300

## DFDS Yamaha Past Masters

### RACE 1 - BEST SECTORS

SECTOR 1			SECTOR 2			IDEAL / BEST COMPARISON						
POS	NO	NAME	TIME	NO	NAME	TIME	POS	NO	NAME	IDEAL	BEST	DIFF
									<b>PERFECT LAP</b>	<b>2:09.015</b>		
1	51	WHOLEY	1:26.370	8	BALL	42.645	1	51	WHOLEY	2:09.147	2:09.238	0.091
2	8	BALL	1:26.767	51	WHOLEY	42.777	2	8	BALL	2:09.412	2:09.595	0.183
3	29	CRIPPS	1:29.057	26	LEE	44.141	3	29	CRIPPS	2:13.467	2:14.373	0.906
4	28	McCARTER	1:29.231	29	CRIPPS	44.410	4	27	HAYWARD	2:13.660	2:13.660	0.000
5	27	HAYWARD	1:29.232	27	HAYWARD	44.428	5	28	McCARTER	2:13.736	2:13.791	0.055
6	26	LEE	1:29.703	28	McCARTER	44.505	6	26	LEE	2:13.844	2:13.844	0.000
7	57	MOOK	1:29.898	57	MOOK	45.153	7	57	MOOK	2:15.051	2:15.278	0.227
8	60	GOUGH	1:30.512	55	TOLAND	45.365	8	60	GOUGH	2:16.245	2:16.245	0.000
9	4	HALIL	1:30.771	74	WHITBY	45.412	9	4	HALIL	2:16.287	2:16.620	0.333
10	333	STUBBERFIELD	1:31.187	4	HALIL	45.516	10	55	TOLAND	2:17.058	2:17.897	0.839
11	55	TOLAND	1:31.693	60	GOUGH	45.733	11	74	WHITBY	2:17.129	2:17.434	0.305
12	74	WHITBY	1:31.717	333	STUBBERFIELD	46.301	12	333	STUBBERFIELD	2:17.488	2:17.773	0.285
13	72	HAMILTON	1:32.030	72	HAMILTON	46.311	13	72	HAMILTON	2:18.341	2:18.563	0.222
14	52	FLUX	1:33.561	52	FLUX	46.867	14	52	FLUX	2:20.428	2:20.436	0.008
15	73	TURNER	1:34.377	73	TURNER	47.402	15	73	TURNER	2:21.779	2:21.779	0.000
16	67	BAILEY	1:34.558	84	ELLISON	47.415	16	67	BAILEY	2:22.451	2:22.451	0.000
17	46	MARSHALL	1:34.713	46	MARSHALL	47.779	17	46	MARSHALL	2:22.492	2:24.207	1.715
18	84	ELLISON	1:35.367	67	BAILEY	47.893	18	84	ELLISON	2:22.782	2:22.782	0.000
19	36	ZANUTTO	1:36.655	34	NIELD	48.060	19	36	ZANUTTO	2:25.423	2:25.846	0.423
20	34	NIELD	1:37.566	36	ZANUTTO	48.768	20	34	NIELD	2:25.626	2:26.664	1.038
21	100	NIELD	1:38.900	69	ELLERAY	49.057	21	69	ELLERAY	2:28.892	2:29.586	0.694
22	42	PEARSON	1:39.554	42	PEARSON	49.847	22	100	NIELD	2:28.959	2:28.959	0.000
23	69	ELLERAY	1:39.835	100	NIELD	50.059	23	42	PEARSON	2:29.401	2:30.099	0.698
24	20	OSTERHOLZER	1:43.986	65	TERRY	51.243	24	65	TERRY	2:36.439		
25	65	TERRY	1:45.196	77	COLLINS	53.576	25	20	OSTERHOLZER	2:38.379	2:38.379	0.000
26	77	COLLINS	1:45.742	20	OSTERHOLZER	54.393	26	77	COLLINS	2:39.318	2:39.318	0.000

# BMCRC - MRO Championships 2024 - Rnd 3 @ Snetterton 300

## DFDS Yamaha Past Masters

### RACE 1 - STATISTICS

<b>Competitors Started</b>	26
<b>Planned Start</b>	2024-05-05 @ 09:43:00.000
<b>Actual Start</b>	2024-05-05 @ 10:11:51.915
<b>Finish Time</b>	2024-05-05 @ 10:22:04.775
<b>Track Length</b>	2.9689mi.
<b>Total Laps</b>	118
<b>Total Distance Covered</b>	350.3315mi.

#### Session Fastest Lap History

NO	CL	NAME	LAP TIME	TIME OF DAY	LAP	VEHICLE
51		Kevin WHOLEY	<b>2:10.380</b>	10:16:18.574	2	Yamaha TZR 250
51		Kevin WHOLEY	<b>2:10.026</b>	10:18:28.600	3	Yamaha TZR 250
8		David BALL	<b>2:10.002</b>	10:18:28.713	3	Yamaha TZR 250
51		Kevin WHOLEY	<b>2:09.238</b>	10:20:37.837	4	Yamaha TZR 250

#### Session Leader History

NO	CL	NAME	FROM LAP	LAPS LED	DISTANCE	VEHICLE
51		Kevin WHOLEY	1	5	14.84 miles	Yamaha TZR 250

#### Flag History

TYPE	TIME OF DAY
GREEN	10:11:51.915
FINISH	10:22:04.775

#### Flag Statistics

TYPE	COUNT	TOTAL LAPS	TOTAL TIME
Green	1	5	13:53.310
Red	0	0	0.000
Safety Car	0	0	0.000
FCY	0	0	0.000

# BMCRC - MRO Championships 2024 - Rnd 3 @ Snetterton 300

## DFDS Yamaha Past Masters

### RACE 1 - STATISTICS

**CLASS :**

10 Starters

#### Fastest Lap History

NO	NAME	LAP TIME	TIME OF DAY	LAP	VEHICLE
51	Kevin WHOLEY	<b>2:10.380</b>	10:16:18.574	2	Yamaha TZR 250
51	Kevin WHOLEY	<b>2:10.026</b>	10:18:28.600	3	Yamaha TZR 250
8	David BALL	<b>2:10.002</b>	10:18:28.713	3	Yamaha TZR 250
51	Kevin WHOLEY	<b>2:09.238</b>	10:20:37.837	4	Yamaha TZR 250

#### Leader History

NO	NAME	FROM LAP	LAPS LED	DISTANCE	VEHICLE
51	Kevin WHOLEY	1	5	14.84 miles	Yamaha TZR 250

# BMCRC - MRO Championships 2024 - Rnd 3 @ Snetterton 300

## DFDS Yamaha Past Masters

### RACE 1 - STATISTICS

CLASS : C

12 Starters

#### Fastest Lap History

NO	NAME	LAP TIME	TIME OF DAY	LAP	VEHICLE
333	Mark STUBBERFIELD	2:18.323	10:16:36.475	2	Yamaha TZR 250
333	Mark STUBBERFIELD	2:18.153	10:21:13.162	4	Yamaha TZR 250
60	Danny GOUGH	2:16.245	10:23:30.097	5	Yamaha TZR 250

#### Leader History

NO	NAME	FROM LAP	LAPS LED	DISTANCE	VEHICLE
60	Danny GOUGH	1	1	2.96 miles	Yamaha TZR 250
333	Mark STUBBERFIELD	2	3	8.90 miles	Yamaha TZR 250
60	Danny GOUGH	5	1	2.96 miles	Yamaha TZR 250

# BMCRC - MRO Championships 2024 - Rnd 3 @ Snetterton 300

## DFDS Yamaha Past Masters

### RACE 1 - STATISTICS

CLASS : R

4 Starters

#### Fastest Lap History

NO	NAME	LAP TIME	TIME OF DAY	LAP	VEHICLE
84	Bert ELLISON	2:27.137	10:16:53.946	2	Yamaha TZR 250
84	Bert ELLISON	2:25.266	10:19:19.212	3	Yamaha TZR 250
84	Bert ELLISON	2:24.045	10:21:43.256	4	Yamaha TZR 250
84	Bert ELLISON	2:22.782	10:24:06.037	5	Yamaha TZR 250

#### Leader History

NO	NAME	FROM LAP	LAPS LED	DISTANCE	VEHICLE
84	Bert ELLISON	1	5	14.84 miles	Yamaha TZR 250

# BMCRC - MRO Championships 2024 - Rnd 3 @ Snetterton 300

## DFDS Yamaha Past Masters & BMCRC Formula 400

### RACE 12 - GRID (5 Laps)



ROW 10	29	70	Andrew BURSCOUGH	28	71	Tess BICKERSTAFF				
ROW 9	27	30	Alan COOPER	26	65	Nigel TERRY	25	77	Adam COLLINS	2:39.318
ROW 8	24	20	Sara Sophie OSTERHOLZER	23	42	Martin PEARSON	22	69	Mark ELLERAY	2:38.379 2:30.099 2:29.586
ROW 7	21	100	Adam NIELD	20	34	Paul NIELD	19	36	Phil ZANUTTO	2:28.959 2:26.664 2:25.846
ROW 6	18	46	Kevin MARSHALL	17	84	Bert ELLISON	16	67	Mark BAILEY	2:24.207 2:22.782 2:22.451
ROW 5	15	73	Colvin TURNER	14	52	Andy FLUX	13	72	John HAMILTON	2:21.779 2:20.436 2:18.563
ROW 4	12	55	Paul TOLAND	11	333	Mark STUBBERFIELD	10	74	Paul WHITBY	2:17.897 2:17.773 2:17.434
ROW 3	9	4	Denis HALIL	8	60	Danny GOUGH	7	57	Geoff MOOK	2:16.620 2:16.245 2:15.278
ROW 2	6	29	Derek CRIPPS	5	26	Damian LEE	4	28	Liam McCARTER	2:14.373 2:13.844 2:13.791
ROW 1	3	27	Richard HAYWARD	2	8	David BALL	1	51	Kevin WHOLEY	2:13.660 2:09.595 2:09.238
<b>Pole</b>										

These results are provisional until the conclusion of any judicial and technical matters.

Snetterton 300: 2.9689 miles

Clerk Of Course:	Stewards:	Timekeeper:	<i>Craig Smith</i>	
------------------	-----------	-------------	--------------------	--

Results can be found at [www.tsl-timing.com](http://www.tsl-timing.com)

Printed - 10:28 Sunday, 05 May 2024



# BMCRC - MRO Championships 2024 - Rnd 3 @ Snetterton 300

## DFDS Yamaha Past Masters

### RACE 12 - CLASSIFICATION

Race Distance: 5 Laps / 14.84 miles

POS	NO	CL	PIC	NAME	ENTRY	LAPS	TIME	GAP	DIFF	MPH	BEST	ON	GRD	↑↓
1	51		1	Kevin WHOLEY	Yamaha TZR 250 - Twistgrip Motorcycles	5	10:57.125			81.32	2:09.871	2	1	0
2	8		2	David BALL	Yamaha TZR 250 - Gardiner Page and Roe pension consult	5	11:07.889	10.764	10.764	80.01	2:11.915	3	2	0
3	26		3	Damian LEE	Yamaha TZR 250 - Leed Autos	5	11:09.288	12.163	1.399	79.84	2:11.788	4	5	2
4	27		4	Richard HAYWARD	Yamaha TZR 250 - BC vehicle repairs/ Snap on Tools	5	11:09.490	12.365	0.202	79.82	2:11.824	4	3	-1
5	57		5	Geoff MOOK	Yamaha TZR 250 -	5	11:17.962	20.837	8.472	78.82	2:13.315	2	7	2
6	4		6	Denis HALIL	Yamaha TZR 250 - D & A Autos	5	11:22.234	25.109	4.272	78.33	2:14.124	2	9	3
7	28		7	Liam McCARTER	Yamaha TZR 250 - Katie McCarter	5	11:27.425	30.300	5.191	77.73	2:15.331	2	4	-3
8	55		8	Paul TOLAND	Yamaha TZR 250 - Kippers keys	5	11:41.141	44.016	13.716	76.21	2:18.428	5	12	4
9	333	C	1	Mark STUBBERFIELD	Yamaha TZR 250 - Polished concrete London	5	11:41.656	44.531	0.515	76.16	2:18.533	4	11	2
10	74		9	Paul WHITBY	Yamaha TZR 250 - Greybridge Ltd	5	11:41.799	44.674	0.143	76.14	2:18.106	5	10	0
11	60	C	2	Danny GOUGH	Yamaha TZR 250 - G Force Motorcycles	5	11:42.369	45.244	0.570	76.08	2:18.458	4	8	-3
12	72	C	3	John HAMILTON	Yamaha TZR 250 - LW Racing	5	11:44.352	47.227	1.983	75.87	2:18.846	5	13	1
13	52	C	4	Andy FLUX	Yamaha TZR 250 - Mach 1 Automotive LTD	5	11:44.783	47.658	0.431	75.82	2:19.218	5	14	1
14	84	R	1	Bert ELLISON	Yamaha TZR 250 - Ma n pa prentice	5	12:03.316	1:06.191	18.533	73.88	2:22.164	4	17	3
15	73	C	5	Colvin TURNER	Yamaha TZR 250 -	5	12:04.772	1:07.647	1.456	73.73	2:22.393	2	15	0
16	34	R	2	Paul NIELD	Yamaha TZR 250 -	5	12:07.381	1:10.256	2.609	73.46	2:23.687	2	20	4
17	67	C	6	Mark BAILEY	Yamaha TZR 250 - Elite Air conditioning Ltd. Hydroflow plum	5	12:08.288	1:11.163	0.907	73.37	2:22.734	2	16	-1
18	36	C	7	Phil ZANUTTO	Yamaha TZR 250 - Westend garage	5	12:24.541	1:27.416	16.253	71.77	2:26.071	5	19	1
19	42	C	8	Martin PEARSON	Yamaha TZR 250 -	5	12:25.553	1:28.428	1.012	71.67	2:25.920	5	23	4
20	69	C	9	Mark ELLERAY	Yamaha TZR 250 - Abbot Solutions Ltd	5	12:27.564	1:30.439	2.011	71.48	2:26.014	5	22	2
21	100	R	3	Adam NIELD	Yamaha TZR 250 - www.ypmrc.co.uk	5	12:32.678	1:35.553	5.114	71.00	2:27.811	4	21	0
22	71	C	10	Tess BICKERSTAFF	Yamaha TZR 250 - Len Whalin	5	13:18.592	2:21.467	45.914	66.91	2:36.675	4	28	6
23	65	C	11	Nigel TERRY	Yamaha TZR 250 - NTrap Garage Doors	5	13:20.004	2:22.879	1.412	66.80	2:35.427	5	26	3
24	20	R	4	Sara Sophie OSTERHOLZER	Yamaha TZR 250 -	5	13:23.453	2:26.328	3.449	66.51	2:37.672	4	24	0

#### NOT CLASSIFIED

DNF	77	C		Adam COLLINS	Yamaha TZR 250 - 2 Cows Racing	1	2:49.896	4 Laps	4 Laps	62.90				25
DNF	46	C		Kevin MARSHALL	Yamaha TZR 250 - Stacey Processing	0								18

#### FASTEST LAP

51				Kevin WHOLEY	Yamaha TZR 250 - Twistgrip Motorcycles	2	2:09.871			82.29 mph				132.44 kph
60	C			Danny GOUGH	Yamaha TZR 250 - G Force Motorcycles	4	2:18.458			77.19 mph				124.23 kph
84	R			Bert ELLISON	Yamaha TZR 250 - Ma n pa prentice	4	2:22.164			75.18 mph				120.99 kph

#### Comments:

Class - 92.5% of Race Speed = 75.22 mph  
 Class C - 92.5% of Race Speed = 70.44 mph  
 Class R - 92.5% of Race Speed = 68.33 mph

Weather / Track : /

These results are provisional until the conclusion of any judicial and technical matters.

Date: 05/05/2024 Start: 14:14 Finish: 14:25  
 Snetterton 300: 2.9689 miles

Clerk Of Course:	Stewards:	Timekeeper:	<i>Craig Smith</i>	
------------------	-----------	-------------	--------------------	---

Results can be found at [www.tsl-timing.com](http://www.tsl-timing.com)

Printed - 14:28 Sunday, 05 May 2024



# BMCRC - MRO Championships 2024 - Rnd 3 @ Snetterton 300

## DFDS Yamaha Past Masters

### RACE 12 - LAP CHART

LAP 1 @ 14:16:19.090			LAP 2 @ 14:18:28.961			LAP 3 @ 14:20:39.209			LAP 4 @ 14:22:49.719			LAP 5 @ 14:25:00.300		
NO	BEHIND	LAP TIME	NO	BEHIND	LAP TIME	NO	BEHIND	LAP TIME	NO	BEHIND	LAP TIME	NO	BEHIND	LAP TIME
51		2:15.915	51		2:09.871	51		2:10.248	51		2:10.510	51		2:10.581
8	1.804	2:17.719	8	5.221	2:13.288	8	6.888	2:11.915	8	8.893	2:12.515	8	10.764	2:12.452
27	2.786	2:18.701	26	6.102	2:12.692	27	8.242	2:12.156	27	9.556	2:11.824	26	12.163	2:12.611
26	3.281	2:19.196	27	6.334	2:13.419	26	8.855	2:13.001	26	10.133	2:11.788	27	12.365	2:13.390
57	3.955	2:19.870	57	7.399	2:13.315	57	11.474	2:14.323	57	15.727	2:14.763	57	20.837	2:15.691
28	5.379	2:21.294	4	9.639	2:14.124	4	14.239	2:14.848	4	18.981	2:15.252	4	25.109	2:16.709
4	5.386	2:21.301	28	10.839	2:15.331	28	16.415	2:15.824	28	22.266	2:16.361	28	30.300	2:18.615
74	9.031	2:24.946	55	18.536	2:18.994	55	27.955	2:19.667	55	36.169	2:18.724	55	44.016	2:18.428
55	9.413	2:25.328	74	18.704	2:19.544	333	28.274	2:19.243	333	36.297	2:18.533	333	44.531	2:18.815
60	9.956	2:25.871	333	19.279	2:18.694	74	28.274	2:19.818	60	36.855	2:18.458	74	44.674	2:18.106
72	10.382	2:26.297	60	19.738	2:19.653	60	28.907	2:19.417	74	37.149	2:19.385	60	45.244	2:18.970
333	10.456	2:26.371	72	20.510	2:19.999	72	29.539	2:19.277	72	38.962	2:19.933	72	47.227	2:18.846
52	10.889	2:26.804	52	20.593	2:19.575	52	29.698	2:19.353	52	39.021	2:19.833	52	47.658	2:19.218
84	14.161	2:30.076	84	27.159	2:22.869	73	41.399	2:23.529	84	53.203	2:22.164	84	1:06.191	2:23.569
34	14.416	2:30.331	73	28.118	2:22.393	84	41.549	2:24.638	73	55.050	2:24.161	73	1:07.647	2:23.178
73	15.596	2:31.511	34	28.232	2:23.687	34	41.847	2:23.863	34	55.431	2:24.094	34	1:10.256	2:25.406
67	17.627	2:33.542	67	30.490	2:22.734	67	43.141	2:22.899	67	57.665	2:25.034	67	1:11.163	2:24.079
36	19.465	2:35.380	36	37.111	2:27.517	36	55.349	2:28.486	36	1:11.926	2:27.087	36	1:27.416	2:26.071
42	21.475	2:37.390	42	39.831	2:28.227	42	56.149	2:26.566	42	1:13.089	2:27.450	42	1:28.428	2:25.920
100	21.990	2:37.905	100	40.524	2:28.405	100	58.925	2:28.649	69	1:15.006	2:26.422	69	1:30.439	2:26.014
69	23.395	2:39.310	69	41.325	2:27.801	69	59.094	2:28.017	100	1:16.226	2:27.811	100	1:35.553	2:29.908
20	31.017	2:46.932	71	1:00.836	2:39.208	71	1:28.229	2:37.641	71	1:54.394	2:36.675	71	2:21.467	2:37.654
71	31.499	2:47.414	20	1:01.028	2:39.882	20	1:30.184	2:39.404	20	1:57.346	2:37.672	65	2:22.879	2:35.427
65	31.582	2:47.497	65	1:02.075	2:40.364	65	1:30.716	2:38.889	65	1:58.033	2:37.827	20	2:26.328	2:39.563
77	33.981	2:49.896												

# BMCRC - MRO Championships 2024 - Rnd 3 @ Snetterton 300

## DFDS Yamaha Past Masters

### RACE 12 - POSITION CHART

No	Name	Lap Pos	Lap				
			1	2	3	4	5
51	WHOLEY	1	51	51	51	51	51
8	BALL	2	8	8	8	8	8
27	HAYWARD	3	27	26	27	27	26
28	McCARTER	4	26	27	26	26	27
26	LEE	5	57	57	57	57	57
57	MOOK	6	28	4	4	4	4
60	GOUGH	7	4	28	28	28	28
4	HALIL	8	74	55	55	55	55
74	WHITBY	9	55	74	333	333	333
333	STUBBERFIELD	10	60	333	74	60	74
55	TOLAND	11	72	60	60	74	60
72	HAMILTON	12	333	72	72	72	72
52	FLUX	13	52	52	52	52	52
73	TURNER	14	84	84	73	84	84
67	BAILEY	15	34	73	84	73	73
84	ELLISON	16	73	34	34	34	34
46	MARSHALL	17	67	67	67	67	67
36	ZANUTTO	18	36	36	36	36	36
34	NIELD	19	42	42	42	42	42
100	NIELD	20	100	100	100	69	69
69	ELLERAY	21	69	69	69	100	100
42	PEARSON	22	20	71	71	71	71
20	OSTERHOLZER	23	71	20	20	20	65
77	COLLINS	24	65	65	65	65	20
65	TERRY	25	77				
71	BICKERSTAFF	26					

# BMCRC - MRO Championships 2024 - Rnd 3 @ Snetterton 300

## DFDS Yamaha Past Masters

### RACE 12 - SECTOR ANALYSIS



SECTOR 1 = FL to I1, SECTOR 2 = I1 to FL, DIFF = Difference To Personal Best Lap, P = Crossed Finish Line in Pit Lane, D = Time Disallowed

P1 51		Kevin WHOLEY		Yamaha TZR 250 - Twistgrip Motorcycles			
IDEAL LAP TIME : 2:09.871		BEST LAP TIME : 2:09.871		DIFFERENCE : 0.000			
LAP	SECTOR 1	SECTOR 2	LAP TIME	MPH	DIFF	TIME OF DAY	
1 -		43.313	2:15.915	78.63	6.044	14:16:19.090	
2 -	<b>1:26.925</b>	<b>42.946</b>	<b>2:09.871 (1)</b>	<b>82.29</b>		<b>14:18:28.961</b>	
3 -	1:27.026	43.222	2:10.248 (2)	82.05	0.377	14:20:39.209	
4 -	1:27.015	43.495	2:10.510 (3)	81.89	0.639	14:22:49.719	
5 -	1:27.158	43.423	2:10.581	81.85	0.710	14:25:00.300	

P2 8		David BALL		Yamaha TZR 250 - Gardiner Page and Roe pension consultants			
IDEAL LAP TIME : 2:11.915		BEST LAP TIME : 2:11.915		DIFFERENCE : 0.000			
LAP	SECTOR 1	SECTOR 2	LAP TIME	MPH	DIFF	TIME OF DAY	
1 -		43.562	2:17.719	77.60	5.804	14:16:20.894	
2 -	1:29.399	43.889	2:13.288	80.18	1.373	14:18:34.182	
3 -	<b>1:28.386</b>	<b>43.529</b>	<b>2:11.915 (1)</b>	<b>81.02</b>		<b>14:20:46.097</b>	
4 -	1:28.624	43.891	2:12.515 (3)	80.65	0.600	14:22:58.612	
5 -	1:28.582	43.870	2:12.452 (2)	80.69	0.537	14:25:11.064	

P3 26		Damian LEE		Yamaha TZR 250 - Leed Autos			
IDEAL LAP TIME : 2:11.788		BEST LAP TIME : 2:11.788		DIFFERENCE : 0.000			
LAP	SECTOR 1	SECTOR 2	LAP TIME	MPH	DIFF	TIME OF DAY	
1 -		44.314	2:19.196	76.78	7.408	14:16:22.371	
2 -	1:28.251	44.441	2:12.692 (3)	80.54	0.904	14:18:35.063	
3 -	1:28.855	44.146	2:13.001	80.36	1.213	14:20:48.064	
4 -	<b>1:27.820</b>	<b>43.968</b>	<b>2:11.788 (1)</b>	<b>81.10</b>		<b>14:22:59.852</b>	
5 -	1:28.254	44.357	2:12.611 (2)	80.59	0.823	14:25:12.463	

P4 27		Richard HAYWARD		Yamaha TZR 250 - BC vehicle repairs/ Snap on Tools			
IDEAL LAP TIME : 2:11.538		BEST LAP TIME : 2:11.824		DIFFERENCE : 0.286			
LAP	SECTOR 1	SECTOR 2	LAP TIME	MPH	DIFF	TIME OF DAY	
1 -		44.256	2:18.701	77.05	6.877	14:16:21.876	
2 -	1:28.744	44.675	2:13.419	80.10	1.595	14:18:35.295	
3 -	<b>1:28.347</b>	43.809	2:12.156 (2)	80.87	0.332	14:20:47.451	
4 -	1:28.371	43.453	<b>2:11.824 (1)</b>	<b>81.07</b>		<b>14:22:59.275</b>	
5 -	1:30.199	<b>43.191</b>	2:13.390 (3)	80.12	1.566	14:25:12.665	

P5 57		Geoff MOOK		Yamaha TZR 250 -			
IDEAL LAP TIME : 2:13.315		BEST LAP TIME : 2:13.315		DIFFERENCE : 0.000			
LAP	SECTOR 1	SECTOR 2	LAP TIME	MPH	DIFF	TIME OF DAY	
1 -		45.094	2:19.870	76.41	6.555	14:16:23.045	
2 -	<b>1:28.637</b>	<b>44.678</b>	<b>2:13.315 (1)</b>	<b>80.17</b>		<b>14:18:36.360</b>	
3 -	1:29.378	44.945	2:14.323 (2)	79.57	1.008	14:20:50.683	
4 -	1:29.944	44.819	2:14.763 (3)	79.31	1.448	14:23:05.446	
5 -	1:29.897	45.794	2:15.691	78.76	2.376	14:25:21.137	

P6 4		Denis HALL		Yamaha TZR 250 - D & A Autos			
IDEAL LAP TIME : 2:14.069		BEST LAP TIME : 2:14.124		DIFFERENCE : 0.055			
LAP	SECTOR 1	SECTOR 2	LAP TIME	MPH	DIFF	TIME OF DAY	
1 -		<b>44.870</b>	2:21.301	75.64	7.177	14:16:24.476	
2 -	<b>1:29.199</b>	44.925	<b>2:14.124 (1)</b>	<b>79.68</b>		<b>14:18:38.600</b>	
3 -	1:29.922	44.926	2:14.848 (2)	79.26	0.724	14:20:53.448	
4 -	1:29.867	45.385	2:15.252 (3)	79.02	1.128	14:23:08.700	
5 -	1:30.545	46.164	2:16.709	78.18	2.585	14:25:25.409	

# BMCR - MRO Championships 2024 - Rnd 3 @ Snetterton 300

## DFDS Yamaha Past Masters

### RACE 12 - SECTOR ANALYSIS



SECTOR 1 = FL to I1, SECTOR 2 = I1 to FL, DIFF = Difference To Personal Best Lap, P = Crossed Finish Line in Pit Lane, D = Time Disallowed

P7 28		Liam McCARTER		Yamaha TZR 250 - Katie McCarter			
IDEAL LAP TIME : 2:15.331		BEST LAP TIME : 2:15.331		DIFFERENCE : 0.000			
LAP	SECTOR 1	SECTOR 2	LAP TIME	MPH	DIFF	TIME OF DAY	
1 -		45.329	2:21.294	75.64	5.963	14:16:24.469	
2 -	<b>1:30.296</b>	<b>45.035</b>	<b>2:15.331 (1)</b>	<b>78.97</b>		<b>14:18:39.800</b>	
3 -	1:30.637	45.187	2:15.824 (2)	78.69	0.493	14:20:55.624	
4 -	1:31.074	45.287	2:16.361 (3)	78.38	1.030	14:23:11.985	
5 -	1:32.053	46.562	2:18.615	77.10	3.284	14:25:30.600	

P8 55		Paul TOLAND		Yamaha TZR 250 - Kippers keys			
IDEAL LAP TIME : 2:18.428		BEST LAP TIME : 2:18.428		DIFFERENCE : 0.000			
LAP	SECTOR 1	SECTOR 2	LAP TIME	MPH	DIFF	TIME OF DAY	
1 -		46.523	2:25.328	73.54	6.900	14:16:28.503	
2 -	1:32.628	46.366	2:18.994 (3)	76.89	0.566	14:18:47.497	
3 -	1:33.242	46.425	2:19.667	76.52	1.239	14:21:07.164	
4 -	1:32.713	46.011	2:18.724 (2)	77.04	0.296	14:23:25.888	
5 -	<b>1:32.419</b>	<b>46.009</b>	<b>2:18.428 (1)</b>	<b>77.21</b>		<b>14:25:44.316</b>	

P9 333 C		Mark STUBBERFIELD		Yamaha TZR 250 - Polished concrete London			
IDEAL LAP TIME : 2:18.094		BEST LAP TIME : 2:18.533		DIFFERENCE : 0.439			
LAP	SECTOR 1	SECTOR 2	LAP TIME	MPH	DIFF	TIME OF DAY	
1 -		46.761	2:26.371	73.02	7.838	14:16:29.546	
2 -	<b>1:32.081</b>	46.613	2:18.694 (2)	77.06	0.161	14:18:48.240	
3 -	1:32.619	46.624	2:19.243	76.75	0.710	14:21:07.483	
4 -	1:32.520	<b>46.013</b>	<b>2:18.533 (1)</b>	<b>77.15</b>		<b>14:23:26.016</b>	
5 -	1:32.443	46.372	2:18.815 (3)	76.99	0.282	14:25:44.831	

P10 74		Paul WHITBY		Yamaha TZR 250 - Greybridge Ltd			
IDEAL LAP TIME : 2:18.106		BEST LAP TIME : 2:18.106		DIFFERENCE : 0.000			
LAP	SECTOR 1	SECTOR 2	LAP TIME	MPH	DIFF	TIME OF DAY	
1 -		46.227	2:24.946	73.73	6.840	14:16:28.121	
2 -	1:33.033	46.511	2:19.544 (3)	76.59	1.438	14:18:47.665	
3 -	1:33.472	46.346	2:19.818	76.44	1.712	14:21:07.483	
4 -	1:33.128	46.257	2:19.385 (2)	76.68	1.279	14:23:26.868	
5 -	<b>1:32.007</b>	<b>46.099</b>	<b>2:18.106 (1)</b>	<b>77.39</b>		<b>14:25:44.974</b>	

P11 60 C		Danny GOUGH		Yamaha TZR 250 - G Force Motorcycles			
IDEAL LAP TIME : 2:18.395		BEST LAP TIME : 2:18.458		DIFFERENCE : 0.063			
LAP	SECTOR 1	SECTOR 2	LAP TIME	MPH	DIFF	TIME OF DAY	
1 -		46.847	2:25.871	73.27	7.413	14:16:29.046	
2 -	1:32.785	46.868	2:19.653	76.53	1.195	14:18:48.699	
3 -	1:32.907	46.510	2:19.417 (3)	76.66	0.959	14:21:08.116	
4 -	<b>1:32.203</b>	46.255	<b>2:18.458 (1)</b>	<b>77.19</b>		<b>14:23:26.574</b>	
5 -	1:32.778	<b>46.192</b>	2:18.970 (2)	76.90	0.512	14:25:45.544	

P12 72 C		John HAMILTON		Yamaha TZR 250 - LW Racing			
IDEAL LAP TIME : 2:18.846		BEST LAP TIME : 2:18.846		DIFFERENCE : 0.000			
LAP	SECTOR 1	SECTOR 2	LAP TIME	MPH	DIFF	TIME OF DAY	
1 -		46.631	2:26.297	73.05	7.451	14:16:29.472	
2 -	1:32.699	47.300	2:19.999	76.34	1.153	14:18:49.471	
3 -	1:32.528	46.749	2:19.277 (2)	76.73	0.431	14:21:08.748	
4 -	1:33.332	46.601	2:19.933 (3)	76.37	1.087	14:23:28.681	
5 -	<b>1:32.506</b>	<b>46.340</b>	<b>2:18.846 (1)</b>	<b>76.97</b>		<b>14:25:47.527</b>	

# BMCR - MRO Championships 2024 - Rnd 3 @ Snetterton 300

## DFDS Yamaha Past Masters

### RACE 12 - SECTOR ANALYSIS



SECTOR 1 = FL to I1, SECTOR 2 = I1 to FL, DIFF = Difference To Personal Best Lap, P = Crossed Finish Line in Pit Lane, D = Time Disallowed

P13 52 C		Andy FLUX		Yamaha TZR 250 - Mach 1 Automotive LTD		
IDEAL LAP TIME : 2:18.975		BEST LAP TIME : 2:19.218		DIFFERENCE : 0.243		
LAP	SECTOR 1	SECTOR 2	LAP TIME	MPH	DIFF	TIME OF DAY
1 -		46.827	2:26.804	72.80	7.586	14:16:29.979
2 -	<b>1:32.617</b>	46.958	2:19.575 (3)	76.57	0.357	14:18:49.554
3 -	1:32.862	46.491	2:19.353 (2)	76.69	0.135	14:21:08.907
4 -	1:33.475	<b>46.358</b>	2:19.833	76.43	0.615	14:23:28.740
5 -	1:32.719	46.499	<b>2:19.218 (1)</b>	<b>76.77</b>		<b>14:25:47.958</b>

P14 84 R		Bert ELLISON		Yamaha TZR 250 - Ma n pa prentice		
IDEAL LAP TIME : 2:22.164		BEST LAP TIME : 2:22.164		DIFFERENCE : 0.000		
LAP	SECTOR 1	SECTOR 2	LAP TIME	MPH	DIFF	TIME OF DAY
1 -		47.474	2:30.076	71.21	7.912	14:16:33.251
2 -	1:34.807	48.062	2:22.869 (2)	74.81	0.705	14:18:56.120
3 -	1:36.490	48.148	2:24.638	73.89	2.474	14:21:20.758
4 -	<b>1:34.694</b>	<b>47.470</b>	<b>2:22.164 (1)</b>	<b>75.18</b>		<b>14:23:42.922</b>
5 -	1:35.431	48.138	2:23.569 (3)	74.44	1.405	14:26:06.491

P15 73 C		Colvin TURNER		Yamaha TZR 250 -		
IDEAL LAP TIME : 2:22.027		BEST LAP TIME : 2:22.393		DIFFERENCE : 0.366		
LAP	SECTOR 1	SECTOR 2	LAP TIME	MPH	DIFF	TIME OF DAY
1 -		47.675	2:31.511	70.54	9.118	14:16:34.686
2 -	<b>1:34.594</b>	47.799	<b>2:22.393 (1)</b>	<b>75.06</b>		<b>14:18:57.079</b>
3 -	1:35.361	48.168	2:23.529 (3)	74.46	1.136	14:21:20.608
4 -	1:36.703	47.458	2:24.161	74.13	1.768	14:23:44.769
5 -	1:35.745	<b>47.433</b>	2:23.178 (2)	74.64	0.785	14:26:07.947

P16 34 R		Paul NIELD		Yamaha TZR 250 -		
IDEAL LAP TIME : 2:23.309		BEST LAP TIME : 2:23.687		DIFFERENCE : 0.378		
LAP	SECTOR 1	SECTOR 2	LAP TIME	MPH	DIFF	TIME OF DAY
1 -		47.353	2:30.331	71.09	6.644	14:16:33.506
2 -	<b>1:35.967</b>	47.720	<b>2:23.687 (1)</b>	<b>74.38</b>		<b>14:18:57.193</b>
3 -	1:36.521	<b>47.342</b>	2:23.863 (2)	74.29	0.176	14:21:21.056
4 -	1:36.415	47.679	2:24.094 (3)	74.17	0.407	14:23:45.150
5 -	1:36.825	48.581	2:25.406	73.50	1.719	14:26:10.556

P17 67 C		Mark BAILEY		Yamaha TZR 250 - Elite Air conditioning Ltd. Hydroflow plumbing		
IDEAL LAP TIME : 2:22.734		BEST LAP TIME : 2:22.734		DIFFERENCE : 0.000		
LAP	SECTOR 1	SECTOR 2	LAP TIME	MPH	DIFF	TIME OF DAY
1 -		48.395	2:33.542	69.61	10.808	14:16:36.717
2 -	<b>1:35.017</b>	<b>47.717</b>	<b>2:22.734 (1)</b>	<b>74.88</b>		<b>14:18:59.451</b>
3 -	1:35.098	47.801	2:22.899 (2)	74.79	0.165	14:21:22.350
4 -	1:35.444	49.590	2:25.034	73.69	2.300	14:23:47.384
5 -	1:35.596	48.483	2:24.079 (3)	74.18	1.345	14:26:11.463

P18 36 C		Phil ZANUTTO		Yamaha TZR 250 - Westend garage		
IDEAL LAP TIME : 2:26.071		BEST LAP TIME : 2:26.071		DIFFERENCE : 0.000		
LAP	SECTOR 1	SECTOR 2	LAP TIME	MPH	DIFF	TIME OF DAY
1 -		49.853	2:35.380	68.78	9.309	14:16:38.555
2 -	1:38.073	49.444	2:27.517 (3)	72.45	1.446	14:19:06.072
3 -	1:38.497	49.989	2:28.486	71.98	2.415	14:21:34.558
4 -	1:37.909	49.178	2:27.087 (2)	72.66	1.016	14:24:01.645
5 -	<b>1:37.023</b>	<b>49.048</b>	<b>2:26.071 (1)</b>	<b>73.17</b>		<b>14:26:27.716</b>

# BMCRC - MRO Championships 2024 - Rnd 3 @ Snetterton 300

## DFDS Yamaha Past Masters

### RACE 12 - SECTOR ANALYSIS



SECTOR 1 = FL to I1, SECTOR 2 = I1 to FL, DIFF = Difference To Personal Best Lap, P = Crossed Finish Line in Pit Lane, D = Time Disallowed

P19 42 C		Martin PEARSON		Yamaha TZR 250 -		
IDEAL LAP TIME : 2:25.920		BEST LAP TIME : 2:25.920		DIFFERENCE : 0.000		
LAP	SECTOR 1	SECTOR 2	LAP TIME	MPH	DIFF	TIME OF DAY
1 -		49.662	2:37.390	67.90	11.470	14:16:40.565
2 -	1:38.315	49.912	2:28.227	72.10	2.307	14:19:08.792
3 -	1:37.568	48.998	2:26.566 (2)	72.92	0.646	14:21:35.358
4 -	1:38.241	49.209	2:27.450 (3)	72.48	1.530	14:24:02.808
5 -	<b>1:37.285</b>	<b>48.635</b>	<b>2:25.920 (1)</b>	<b>73.24</b>		<b>14:26:28.728</b>

P20 69 C		Mark ELLERAY		Yamaha TZR 250 - Abbot Solutions Ltd		
IDEAL LAP TIME : 2:25.946		BEST LAP TIME : 2:26.014		DIFFERENCE : 0.068		
LAP	SECTOR 1	SECTOR 2	LAP TIME	MPH	DIFF	TIME OF DAY
1 -		48.951	2:39.310	67.08	13.296	14:16:42.485
2 -	1:38.935	48.866	2:27.801 (3)	72.31	1.787	14:19:10.286
3 -	1:39.023	48.994	2:28.017	72.20	2.003	14:21:38.303
4 -	1:38.108	<b>48.314</b>	2:26.422 (2)	72.99	0.408	14:24:04.725
5 -	<b>1:37.632</b>	48.382	<b>2:26.014 (1)</b>	<b>73.19</b>		<b>14:26:30.739</b>

P21 100 R		Adam NIELD		Yamaha TZR 250 - www.ypmrc.co.uk		
IDEAL LAP TIME : 2:27.117		BEST LAP TIME : 2:27.811		DIFFERENCE : 0.694		
LAP	SECTOR 1	SECTOR 2	LAP TIME	MPH	DIFF	TIME OF DAY
1 -		49.855	2:37.905	67.68	10.094	14:16:41.080
2 -	<b>1:37.937</b>	50.468	2:28.405 (2)	72.01	0.594	14:19:09.485
3 -	1:39.103	49.546	2:28.649 (3)	71.90	0.838	14:21:38.134
4 -	1:38.631	<b>49.180</b>	<b>2:27.811 (1)</b>	<b>72.30</b>		<b>14:24:05.945</b>
5 -	1:39.825	50.083	2:29.908	71.29	2.097	14:26:35.853

P22 71 C		Tess BICKERSTAFF		Yamaha TZR 250 - Len Whalin		
IDEAL LAP TIME : 2:36.294		BEST LAP TIME : 2:36.675		DIFFERENCE : 0.381		
LAP	SECTOR 1	SECTOR 2	LAP TIME	MPH	DIFF	TIME OF DAY
1 -		52.932	2:47.414	63.84	10.739	14:16:50.589
2 -	1:44.722	54.486	2:39.208	67.13	2.533	14:19:29.797
3 -	1:44.881	52.760	2:37.641 (2)	67.80	0.966	14:22:07.438
4 -	<b>1:43.931</b>	52.744	<b>2:36.675 (1)</b>	<b>68.21</b>		<b>14:24:44.113</b>
5 -	1:45.291	<b>52.363</b>	2:37.654 (3)	67.79	0.979	14:27:21.767

P23 65 C		Nigel TERRY		Yamaha TZR 250 - NTrap Garage Doors		
IDEAL LAP TIME : 2:35.427		BEST LAP TIME : 2:35.427		DIFFERENCE : 0.000		
LAP	SECTOR 1	SECTOR 2	LAP TIME	MPH	DIFF	TIME OF DAY
1 -		54.429	2:47.497	63.81	12.070	14:16:50.672
2 -	1:46.245	54.119	2:40.364	66.64	4.937	14:19:31.036
3 -	1:44.860	54.029	2:38.889 (3)	67.26	3.462	14:22:09.925
4 -	1:44.280	53.547	2:37.827 (2)	67.72	2.400	14:24:47.752
5 -	<b>1:43.829</b>	<b>51.598</b>	<b>2:35.427 (1)</b>	<b>68.76</b>		<b>14:27:23.179</b>

P24 20 R		Sara Sophie OSTERHOLZER		Yamaha TZR 250 -		
IDEAL LAP TIME : 2:37.341		BEST LAP TIME : 2:37.672		DIFFERENCE : 0.331		
LAP	SECTOR 1	SECTOR 2	LAP TIME	MPH	DIFF	TIME OF DAY
1 -		55.200	2:46.932	64.02	9.260	14:16:50.107
2 -	1:44.354	55.528	2:39.882	66.84	2.210	14:19:29.989
3 -	<b>1:44.198</b>	55.206	2:39.404 (2)	67.05	1.732	14:22:09.393
4 -	1:44.529	<b>53.143</b>	<b>2:37.672 (1)</b>	<b>67.78</b>		<b>14:24:47.065</b>
5 -	1:45.114	54.449	2:39.563 (3)	66.98	1.891	14:27:26.628

# BMCRC - MRO Championships 2024 - Rnd 3 @ Snetterton 300

## DFDS Yamaha Past Masters

### RACE 12 - SECTOR ANALYSIS



SECTOR 1 = FL to I1, SECTOR 2 = I1 to FL, DIFF = Difference To Personal Best Lap, P = Crossed Finish Line in Pit Lane, D = Time Disallowed

<b>P25</b>	<b>77 C</b>	<b>Adam COLLINS</b>	Yamaha TZR 250 - 2 Cows Racing			
IDEAL LAP TIME : 2:54.707		BEST LAP TIME :	DIFFERENCE :			
LAP	SECTOR 1	SECTOR 2	LAP TIME	MPH	DIFF	TIME OF DAY
1 -		<b>55.249</b>	2:49.896	62.90		14:16:53.071

# BMCRC - MRO Championships 2024 - Rnd 3 @ Snetterton 300

## DFDS Yamaha Past Masters

### RACE 12 - BEST SECTORS

SECTOR 1			SECTOR 2			IDEAL / BEST COMPARISON						
POS	NO	NAME	TIME	NO	NAME	TIME	POS	NO	NAME	IDEAL	BEST	DIFF
									<b>PERFECT LAP</b>	<b>2:09.871</b>		
1	51	WHOLEY	1:26.925	51	WHOLEY	42.946	1	51	WHOLEY	2:09.871	2:09.871	0.000
2	26	LEE	1:27.820	27	HAYWARD	43.191	2	27	HAYWARD	2:11.538	2:11.824	0.286
3	27	HAYWARD	1:28.347	8	BALL	43.529	3	26	LEE	2:11.788	2:11.788	0.000
4	8	BALL	1:28.386	26	LEE	43.968	4	8	BALL	2:11.915	2:11.915	0.000
5	57	MOOK	1:28.637	57	MOOK	44.678	5	57	MOOK	2:13.315	2:13.315	0.000
6	4	HALIL	1:29.199	4	HALIL	44.870	6	4	HALIL	2:14.069	2:14.124	0.055
7	28	McCARTER	1:30.296	28	McCARTER	45.035	7	28	McCARTER	2:15.331	2:15.331	0.000
8	74	WHITBY	1:32.007	55	TOLAND	46.009	8	333	STUBBERFIELD	2:18.094	2:18.533	0.439
9	333	STUBBERFIELD	1:32.081	333	STUBBERFIELD	46.013	9	74	WHITBY	2:18.106	2:18.106	0.000
10	60	GOUGH	1:32.203	74	WHITBY	46.099	10	60	GOUGH	2:18.395	2:18.458	0.063
11	55	TOLAND	1:32.419	60	GOUGH	46.192	11	55	TOLAND	2:18.428	2:18.428	0.000
12	72	HAMILTON	1:32.506	72	HAMILTON	46.340	12	72	HAMILTON	2:18.846	2:18.846	0.000
13	52	FLUX	1:32.617	52	FLUX	46.358	13	52	FLUX	2:18.975	2:19.218	0.243
14	73	TURNER	1:34.594	34	NIELD	47.342	14	73	TURNER	2:22.027	2:22.393	0.366
15	84	ELLISON	1:34.694	73	TURNER	47.433	15	84	ELLISON	2:22.164	2:22.164	0.000
16	67	BAILEY	1:35.017	84	ELLISON	47.470	16	67	BAILEY	2:22.734	2:22.734	0.000
17	34	NIELD	1:35.967	67	BAILEY	47.717	17	34	NIELD	2:23.309	2:23.687	0.378
18	36	ZANUTTO	1:37.023	69	ELLERAY	48.314	18	42	PEARSON	2:25.920	2:25.920	0.000
19	42	PEARSON	1:37.285	42	PEARSON	48.635	19	69	ELLERAY	2:25.946	2:26.014	0.068
20	69	ELLERAY	1:37.632	36	ZANUTTO	49.048	20	36	ZANUTTO	2:26.071	2:26.071	0.000
21	100	NIELD	1:37.937	100	NIELD	49.180	21	100	NIELD	2:27.117	2:27.811	0.694
22	65	TERRY	1:43.829	65	TERRY	51.598	22	65	TERRY	2:35.427	2:35.427	0.000
23	71	BICKERSTAFF	1:43.931	71	BICKERSTAFF	52.363	23	71	BICKERSTAFF	2:36.294	2:36.675	0.381
24	20	OSTERHOLZER	1:44.198	20	OSTERHOLZER	53.143	24	20	OSTERHOLZER	2:37.341	2:37.672	0.331
25	77	COLLINS	1:59.458	77	COLLINS	55.249	25	77	COLLINS	2:54.707		
26												



# BMCRC - MRO Championships 2024 - Rnd 3 @ Snetterton 300

## DFDS Yamaha Past Masters

### RACE 12 - STATISTICS

**Competitors Started** 26  
**Planned Start** 2024-05-05 @ 13:40:00.000  
**Actual Start** 2024-05-05 @ 14:14:03.175  
**Finish Time** 2024-05-05 @ 14:25:00.299  
**Track Length** 2.9689mi.  
**Total Laps** 121  
**Total Distance Covered** 359.2382mi.

#### Session Fastest Lap History

NO	CL	NAME	LAP TIME	TIME OF DAY	LAP	VEHICLE
51		Kevin WHOLEY	2:09.871	14:18:28.982	2	Yamaha TZR 250

#### Session Leader History

NO	CL	NAME	FROM LAP	LAPS LED	DISTANCE	VEHICLE
51		Kevin WHOLEY	1	5	14.84 miles	Yamaha TZR 250

#### Flag History

TYPE	TIME OF DAY
GREEN	14:14:03.175
FINISH	14:25:00.299

#### Flag Statistics

TYPE	COUNT	TOTAL LAPS	TOTAL TIME
Green	1	5	13:35.480
Red	0	0	0.000
Safety Car	0	0	0.000
FCY	0	0	0.000

# BMCRC - MRO Championships 2024 - Rnd 3 @ Snetterton 300

## DFDS Yamaha Past Masters

### RACE 12 - STATISTICS

**CLASS :**

9 Starters

#### Fastest Lap History

NO	NAME	LAP TIME	TIME OF DAY	LAP	VEHICLE
51	Kevin WHOLEY	2:09.871	14:18:28.982	2	Yamaha TZR 250

#### Leader History

NO	NAME	FROM LAP	LAPS LED	DISTANCE	VEHICLE
51	Kevin WHOLEY	1	5	14.84 miles	Yamaha TZR 250

# BMCRC - MRO Championships 2024 - Rnd 3 @ Snetterton 300

## DFDS Yamaha Past Masters

### RACE 12 - STATISTICS

CLASS : C

13 Starters

#### Fastest Lap History

NO	NAME	LAP TIME	TIME OF DAY	LAP	VEHICLE
333	Mark STUBBERFIELD	2:18.694	14:18:48.242	2	Yamaha TZR 250
333	Mark STUBBERFIELD	2:18.533	14:23:26.017	4	Yamaha TZR 250
60	Danny GOUGH	2:18.458	14:23:26.595	4	Yamaha TZR 250

#### Leader History

NO	NAME	FROM LAP	LAPS LED	DISTANCE	VEHICLE
60	Danny GOUGH	1	1	2.96 miles	Yamaha TZR 250
333	Mark STUBBERFIELD	2	4	11.87 miles	Yamaha TZR 250

# BMCRC - MRO Championships 2024 - Rnd 3 @ Snetterton 300

## DFDS Yamaha Past Masters

### RACE 12 - STATISTICS

**CLASS : R**

4 Starters

#### Fastest Lap History

NO	NAME	LAP TIME	TIME OF DAY	LAP	VEHICLE
84	Bert ELLISON	<b>2:22.869</b>	14:18:56.144	2	Yamaha TZR 250
84	Bert ELLISON	<b>2:22.164</b>	14:23:42.946	4	Yamaha TZR 250

#### Leader History

NO	NAME	FROM LAP	LAPS LED	DISTANCE	VEHICLE
84	Bert ELLISON	1	5	14.84 miles	Yamaha TZR 250